

THIS COPY IS PROVIDED ON A RESTRICTED BASIS AND IS NOT TO BE USED IN ANY WAY DETRIMENTAL TO THE INTERESTS OF PANDUIT CORP.

PANDUIT P/N	WEIGHT
P48D44M-XXYZ	SEE SHEET 2

SPECIFICATION:

- | | |
|----------------------|----------------------------|
| 1. STANDARD: | MONITORED INPUT |
| UNIT TYPE: | VERTICAL, 0U FULL, 2-SIDED |
| ORIENTATION: | (36) C13, (12) C19 |
| OUTLET QTY & TYPE: | 200-240/346-415VAC |
| INPUT VOLTAGE: | 32A |
| INPUT CURRENT: | (6) 16AMP, SINGLE-POLE |
| BREAKER QTY & TYPE: | THREE-PHASE, WYE |
| INPUT PHASE: | 22.0kVA |
| RATED POWER: | IEC 60309 3P+N+E 6h 32A |
| INPUT PLUG: | SEE SHEET 2 FOR PART |
| INPUT POWER CORD: | NUMBER TABLE |
| REGULATORY STANDARD: | RoHS COMPLIANT |

2. ADDITIONAL:
NONE

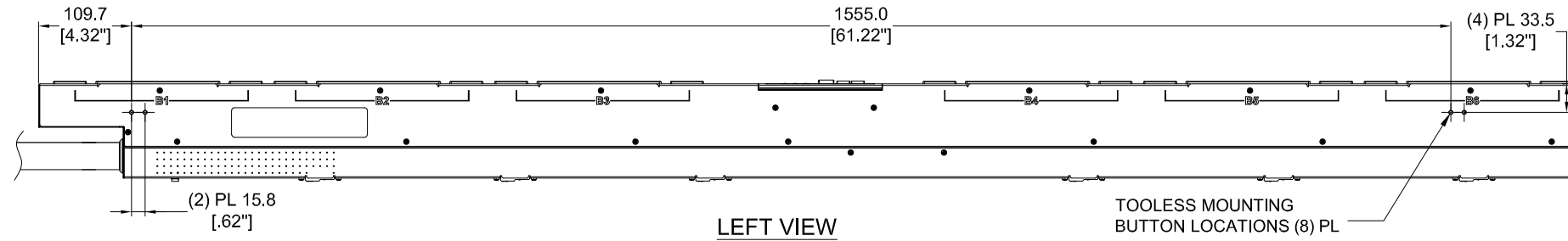
3. ACCESSORIES:
(1) QUICK-START GUIDE

NOTES:

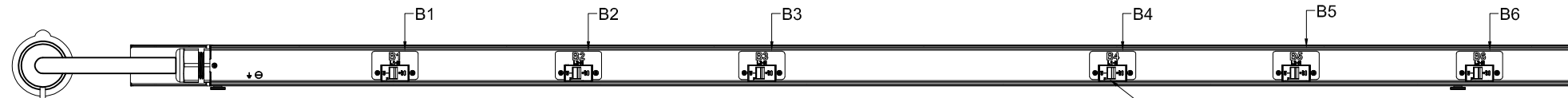
- PRIMARY DIMENSIONS ARE IN MILLIMETERS. SECONDARY DIMENSION ARE IN [INCHES]
- INSTALLATION SHALL COMPLY WITH ALL APPLICABLE NATIONAL, STATE, AND LOCAL CODES
- VISIT OUR ON-LINE CATALOG AT WWW.PANDUIT.COM FOR A CURRENT LIST OF PRODUCTS APPLICABLE FOR USE WITH THIS PART
- FOR FULL PRODUCT FUNCTIONALITY REFER TO USER MANUAL
- DRAWING VIEWS SHOW THE INPUT CORD IN THE "TOP END FED" CONFIGURATION

IDENTIFICATION

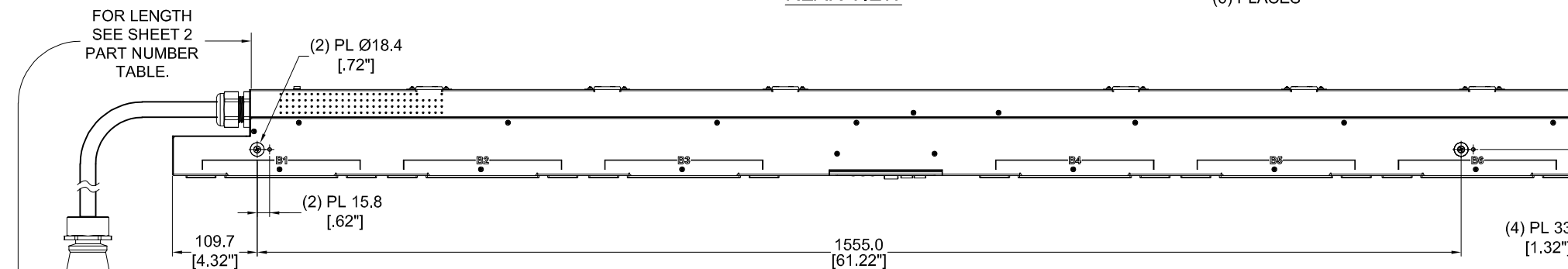
FOR FINISHED GOOD PART NUMBER & DESCRIPTION TABLE SEE SHEET 2 CONFIGURABLE PART NUMBERS: P48D44M-XX Y Z



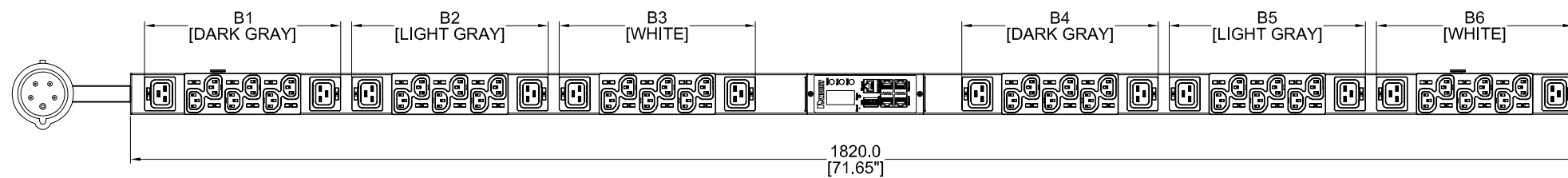
LEFT VIEW



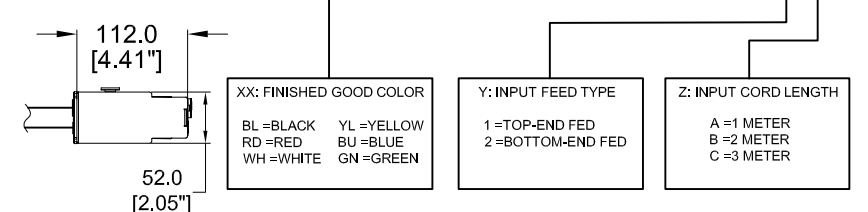
REAR VIEW



RIGHT VIEW



FRONT VIEW



BOTTOM VIEW

PLUG/RECEPTACLE BLOCK



PLUG
IEC 60309, 4P 5W, 6H
IP44 (SPLASHPROOF)
32A, 346 - 415V MAX RATED INPUT



RECEPTACLES
IEC 60320/C19
16A, 250V MAX RATED OUTPUT



RECEPTACLES
IEC 60320/C13
10A, 250V MAX RATED OUTPUT

REV	DATE	BY	CHK	APR	DESCRIPTION	ECN
02A	06/07/2018	H.XU	MIM	JAWI	ADDED SHEET 2 WITH CONFIGURABLE PART NUMBER TABLE AND DESCRIPTION UPDATED IDENTIFICATION TO INCLUDE CONFIGURABLE OPTION DE-CODER UPDATED CIRCUIT BREAKER LABELS WITH ROTATED TEXT	P48D44M
01A	09/25/2017	GEORGE	MIM	EDM	INITIAL RELEASE	P48D44M

WE ASK THAT YOU CHECK FULLY THE DIMENSIONS, NOTES, AND SIGN THE CLIENT SIGNATURE BOX. THE JOB WILL NOT PROGRESS WITHOUT SIGNED APPROVAL. PLEASE DO NOT DELAY IN RETURNING PROOF AS IT WILL AFFECT DELIVERY		SIGN
		DATE
		PRINT
TITLE INTELLIGENT SERIES PDU P48D44M-XXYZ CUSTOMER DRAWING		
ITEM REVISION NAME		
DATASHEET FILE NAME:		
UNLESS OTHERWISE SPECIFIED DIMENSIONAL TOLERANCE ARE: mm [IN]		MATERIAL/COLOR:
Tolerance(mm)		N/A
THIRD ANGLE PROJECTION		DRAWING NUMBER: P48D44M_DC
DRAWN BY	DATE	SCALE
GEORGE	09/25/2017	NONE
CHK	SCALE	SHT 1 OF 2
SEAN	NONE	B

2



1

THIS COPY IS PROVIDED ON A RESTRICTED BASIS AND IS NOT TO BE USED IN ANY WAY DETRIMENTAL TO THE INTERESTS OF PANDUIT CORP.

FINISHED GOOD PART NUMBER	FINISHED GOOD DESCRIPTION	COLOR	INPUT CORD LENGTH	WEIGHT
P48D44M	VERTICAL,(36) C13,(12) C19,MONITORED INPUT, 200-240/346-415V/32A/3 PHASE WYE , TOP-END FED, 3 METER INPUT CORD, BLACK	BLACK (RAL 9005)	3M(+254MM-127MM) 10'+10"-5"	13.1kg
P48D44M-BL1A	VERTICAL,(36) C13,(12) C19,MONITORED INPUT, 200-240/346-415V/32A/3 PHASE WYE , TOP-END FED, 1 METER INPUT CORD, BLACK	BLACK (RAL 9005)	1M(+178MM-89MM) 3.3'+3.5"-1.75"	11.7kg
P48D44M-BL1B	VERTICAL,(36) C13,(12) C19,MONITORED INPUT, 200-240/346-415V/32A/3 PHASE WYE , TOP-END FED, 2 METER INPUT CORD, BLACK	BLACK (RAL 9005)	2M(+178MM-89MM) 6.5'+7"-3.5"	12.4kg
P48D44M-RD1A	VERTICAL,(36) C13,(12) C19,MONITORED INPUT, 200-240/346-415V/32A/3 PHASE WYE , TOP-END FED, 1 METER INPUT CORD, RED	RED (RAL 3020)	1M(+178MM-89MM) 3.3'+3.5"-1.75"	11.7kg
P48D44M-RD1B	VERTICAL,(36) C13,(12) C19,MONITORED INPUT, 200-240/346-415V/32A/3 PHASE WYE , TOP-END FED, 2 METER INPUT CORD, RED	RED (RAL 3020)	2M(+178MM-89MM) 6.5'+7"-3.5"	12.4kg
P48D44M-RD1C	VERTICAL,(36) C13,(12) C19,MONITORED INPUT, 200-240/346-415V/32A/3 PHASE WYE , TOP-END FED, 3 METER INPUT CORD, RED	RED (RAL 3020)	3M(+254MM-127MM) 10'+10"-5"	13.1kg
P48D44M-WH1A	VERTICAL,(36) C13,(12) C19,MONITORED INPUT, 200-240/346-415V/32A/3 PHASE WYE , TOP-END FED, 1 METER INPUT CORD, WHITE	WHITE (RAL 9003)	1M(+178MM-89MM) 3.3'+3.5"-1.75"	11.7kg
P48D44M-WH1B	VERTICAL,(36) C13,(12) C19,MONITORED INPUT, 200-240/346-415V/32A/3 PHASE WYE , TOP-END FED, 2 METER INPUT CORD, WHITE	WHITE (RAL 9003)	2M(+178MM-89MM) 6.5'+7"-3.5"	12.4kg
P48D44M-WH1C	VERTICAL,(36) C13,(12) C19,MONITORED INPUT, 200-240/346-415V/32A/3 PHASE WYE , TOP-END FED, 3 METER INPUT CORD, WHITE	WHITE (RAL 9003)	3M(+254MM-127MM) 10'+10"-5"	13.1kg
P48D44M-YL1A	VERTICAL,(36) C13,(12) C19,MONITORED INPUT, 200-240/346-415V/32A/3 PHASE WYE , TOP-END FED, 1 METER INPUT CORD, YELLOW	YELLOW (RAL 1023)	1M(+178MM-89MM) 3.3'+3.5"-1.75"	11.7kg
P48D44M-YL1B	VERTICAL,(36) C13,(12) C19,MONITORED INPUT, 200-240/346-415V/32A/3 PHASE WYE , TOP-END FED, 2 METER INPUT CORD, YELLOW	YELLOW (RAL 1023)	2M(+178MM-89MM) 6.5'+7"-3.5"	12.4kg
P48D44M-YL1C	VERTICAL,(36) C13,(12) C19,MONITORED INPUT, 200-240/346-415V/32A/3 PHASE WYE , TOP-END FED, 3 METER INPUT CORD, YELLOW	YELLOW (RAL 1023)	3M(+254MM-127MM) 10'+10"-5"	13.1kg
P48D44M-BU1A	VERTICAL,(36) C13,(12) C19,MONITORED INPUT, 200-240/346-415V/32A/3 PHASE WYE , TOP-END FED, 1 METER INPUT CORD, BLUE	BLUE (RAL 5005)	1M(+178MM-89MM) 3.3'+3.5"-1.75"	11.7kg
P48D44M-BU1B	VERTICAL,(36) C13,(12) C19,MONITORED INPUT, 200-240/346-415V/32A/3 PHASE WYE , TOP-END FED, 2 METER INPUT CORD, BLUE	BLUE (RAL 5005)	2M(+178MM-89MM) 6.5'+7"-3.5"	12.4kg
P48D44M-BU1C	VERTICAL,(36) C13,(12) C19,MONITORED INPUT, 200-240/346-415V/32A/3 PHASE WYE , TOP-END FED, 3 METER INPUT CORD, BLUE	BLUE (RAL 5005)	3M(+254MM-127MM) 10'+10"-5"	13.1kg
P48D44M-GN1A	VERTICAL,(36) C13,(12) C19,MONITORED INPUT, 200-240/346-415V/32A/3 PHASE WYE , TOP-END FED, 1 METER INPUT CORD, GREEN	GREEN (RAL 6001)	1M(+178MM-89MM) 3.3'+3.5"-1.75"	11.7kg
P48D44M-GN1B	VERTICAL,(36) C13,(12) C19,MONITORED INPUT, 200-240/346-415V/32A/3 PHASE WYE , TOP-END FED, 2 METER INPUT CORD, GREEN	GREEN (RAL 6001)	2M(+178MM-89MM) 6.5'+7"-3.5"	12.4kg
P48D44M-GN1C	VERTICAL,(36) C13,(12) C19,MONITORED INPUT, 200-240/346-415V/32A/3 PHASE WYE , TOP-END FED, 3 METER INPUT CORD, GREEN	GREEN (RAL 6001)	3M(+254MM-127MM) 10'+10"-5"	13.1kg
P48D44M-BL2A	VERTICAL,(36) C13,(12) C19,MONITORED INPUT, 200-240/346-415V/32A/3 PHASE WYE , BOTTOM-END FED, 1 METER INPUT CORD, BLACK	BLACK (RAL 9005)	1M(+178MM-89MM) 3.3'+3.5"-1.75"	11.7kg
P48D44M-BL2B	VERTICAL,(36) C13,(12) C19,MONITORED INPUT, 200-240/346-415V/32A/3 PHASE WYE , BOTTOM-END FED, 2 METER INPUT CORD, BLACK	BLACK (RAL 9005)	2M(+178MM-89MM) 6.5'+7"-3.5"	12.4kg
P48D44M-BL2C	VERTICAL,(36) C13,(12) C19,MONITORED INPUT, 200-240/346-415V/32A/3 PHASE WYE , BOTTOM-END FED, 3 METER INPUT CORD, BLACK	BLACK (RAL 9005)	3M(+254MM-127MM) 10'+10"-5"	13.1kg
P48D44M-RD2A	VERTICAL,(36) C13,(12) C19,MONITORED INPUT, 200-240/346-415V/32A/3 PHASE WYE , BOTTOM-END FED, 1 METER INPUT CORD, RED	RED (RAL 3020)	1M(+178MM-89MM) 3.3'+3.5"-1.75"	11.7kg
P48D44M-RD2B	VERTICAL,(36) C13,(12) C19,MONITORED INPUT, 200-240/346-415V/32A/3 PHASE WYE , BOTTOM-END FED, 2 METER INPUT CORD, RED	RED (RAL 3020)	2M(+178MM-89MM) 6.5'+7"-3.5"	12.4kg
P48D44M-RD2C	VERTICAL,(36) C13,(12) C19,MONITORED INPUT, 200-240/346-415V/32A/3 PHASE WYE , BOTTOM-END FED, 3 METER INPUT CORD, RED	RED (RAL 3020)	3M(+254MM-127MM) 10'+10"-5"	13.1kg
P48D44M-WH2A	VERTICAL,(36) C13,(12) C19,MONITORED INPUT, 200-240/346-415V/32A/3 PHASE WYE , BOTTOM-END FED, 1 METER INPUT CORD, WHITE	WHITE (RAL 9003)	1M(+178MM-89MM) 3.3'+3.5"-1.75"	11.7kg
P48D44M-WH2B	VERTICAL,(36) C13,(12) C19,MONITORED INPUT, 200-240/346-415V/32A/3 PHASE WYE , BOTTOM-END FED, 2 METER INPUT CORD, WHITE	WHITE (RAL 9003)	2M(+178MM-89MM) 6.5'+7"-3.5"	12.4kg
P48D44M-WH2C	VERTICAL,(36) C13,(12) C19,MONITORED INPUT, 200-240/346-415V/32A/3 PHASE WYE , BOTTOM-END FED, 3 METER INPUT CORD, WHITE	WHITE (RAL 9003)	3M(+254MM-127MM) 10'+10"-5"	13.1kg
P48D44M-YL2A	VERTICAL,(36) C13,(12) C19,MONITORED INPUT, 200-240/346-415V/32A/3 PHASE WYE , BOTTOM-END FED, 1 METER INPUT CORD, YELLOW	YELLOW (RAL 1023)	1M(+178MM-89MM) 3.3'+3.5"-1.75"	11.7kg
P48D44M-YL2B	VERTICAL,(36) C13,(12) C19,MONITORED INPUT, 200-240/346-415V/32A/3 PHASE WYE , BOTTOM-END FED, 2 METER INPUT CORD, YELLOW	YELLOW (RAL 1023)	2M(+178MM-89MM) 6.5'+7"-3.5"	12.4kg
P48D44M-YL2C	VERTICAL,(36) C13,(12) C19,MONITORED INPUT, 200-240/346-415V/32A/3 PHASE WYE , BOTTOM-END FED, 3 METER INPUT CORD, YELLOW	YELLOW (RAL 1023)	3M(+254MM-127MM) 10'+10"-5"	13.1kg
P48D44M-BU2A	VERTICAL,(36) C13,(12) C19,MONITORED INPUT, 200-240/346-415V/32A/3 PHASE WYE , BOTTOM-END FED, 1 METER INPUT CORD, BLUE	BLUE (RAL 5005)	1M(+178MM-89MM) 3.3'+3.5"-1.75"	11.7kg
P48D44M-BU2B	VERTICAL,(36) C13,(12) C19,MONITORED INPUT, 200-240/346-415V/32A/3 PHASE WYE , BOTTOM-END FED, 2 METER INPUT CORD, BLUE	BLUE (RAL 5005)	2M(+178MM-89MM) 6.5'+7"-3.5"	12.4kg
P48D44M-BU2C	VERTICAL,(36) C13,(12) C19,MONITORED INPUT, 200-240/346-415V/32A/3 PHASE WYE , BOTTOM-END FED, 3 METER INPUT CORD, BLUE	BLUE (RAL 5005)	3M(+254MM-127MM) 10'+10"-5"	13.1kg
P48D44M-GN2A	VERTICAL,(36) C13,(12) C19,MONITORED INPUT, 200-240/346-415V/32A/3 PHASE WYE , BOTTOM-END FED, 1 METER INPUT CORD, GREEN	GREEN (RAL 6001)	1M(+178MM-89MM) 3.3'+3.5"-1.75"	11.7kg
P48D44M-GN2B	VERTICAL,(36) C13,(12) C19,MONITORED INPUT, 200-240/346-415V/32A/3 PHASE WYE , BOTTOM-END FED, 2 METER INPUT CORD, GREEN	GREEN (RAL 6001)	2M(+178MM-89MM) 6.5'+7"-3.5"	12.4kg
P48D44M-GN2C	VERTICAL,(36) C13,(12) C19,MONITORED INPUT, 200-240/346-415V/32A/3 PHASE WYE , BOTTOM-END FED, 3 METER INPUT CORD, GREEN	GREEN (RAL 6001)	3M(+254MM-127MM) 10'+10"-5"	13.1kg

B

B



A

A

WE ASK THAT YOU CHECK FULLY THE DIMENSIONS, NOTES, AND SIGN THE CLIENT SIGNATURE BOX. THE JOB WILL NOT PROGRESS WITHOUT SIGNED APPROVAL. PLEASE DO NOT DELAY IN RETURNING PROOF AS IT WILL AFFECT DELIVERY		SIGN
		DATE
		PRINT
TITLE INTELLIGENT SERIES PDU P48D44M-XXYZ CUSTOMER DRAWING		
ITEM REVISION NAME		
DATASHEET FILE NAME:		
UNLESS OTHERWISE SPECIFIED DIMENSIONAL TOLERANCE ARE: mm [IN]		MATERIAL/COLOR:
Tolerance(mm) 0<=50 ±0.5 50<=250 ±1.0 250<=500 ±1.5 500<=1000 ±2.5 1000<=2000 ±4.0		N/A
THIRD ANGLE PROJECTION		DRAWING NUMBER: P48D44M_DC
DRAWN BY: GEORGE	DATE: 09/25/2017	CHK: SEAN
SCALE: NONE		SHT 2 OF 2
		SCALE: B

REV	DATE	BY	CHK	APR	DESCRIPTION	ECN
02A	06/07/2018	H.XU	MIM	JAWI	ADDED SHEET 2 WITH CONFIGURABLE PART NUMBER TABLE AND DESCRIPTION UPDATED IDENTIFICATION TO INCLUDE CONFIGURABLE OPTION DE-CODER UPDATED CIRCUIT BREAKER LABELS WITH ROTATED TEXT	P48D44M
01A	09/25/2017	GEORGE	MIM	EDM	INITIAL RELEASE	P48D44M

2



1