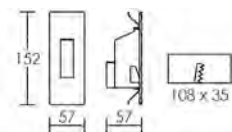


RUSSEL



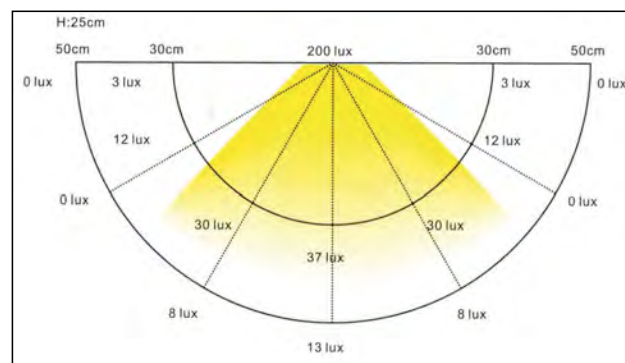
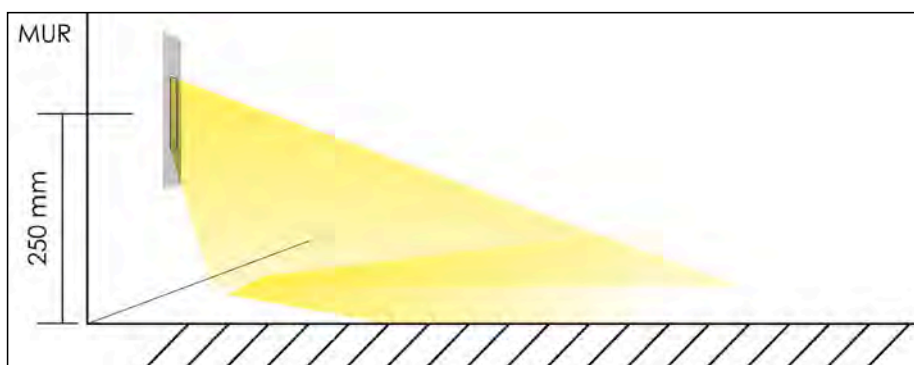
Corps aluminium. Eclairage dirigé vers le sol.

LED 1,2W $\angle 60^\circ$

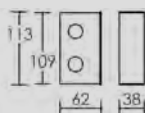

230V IP20 IK02 850°C 25 000 h

| Lumens | Teinte | Couleur | Code |
|--------|--------|---------|--------------|
| 52 | 3000 K | blanc | 50234 |
| 52 | 4000 K | blanc | 50236 |
| 52 | 3000 K | gris | 50235 |
| 52 | 4000 K | gris | 50237 |

| RUSSEL 3-4000 K 1,2 W 60° | | | |
|----------------------------------|----------------|-------|--|
| h (m) | E_{max} (lx) | d (m) | |
| 0,5 | 102 | 0,58 | |
| 1 | 26 | 1,2 | |
| 1,5 | 11 | 1,7 | |



ACCESSOIRES



| Désignation | Code |
|----------------------|--------------|
| boîte d'encastrement | 50238 |