



AGM LEAD ACID BATTERY

S 12V-18Ah IFR

AGM
STANDARD

MAIN INFORMATION / INFORMATIONS GÉNÉRALES

BRAND / MARQUE	NX
TECHNOLOGY / TECHNOLOGIE	AGM Lead acid
NOMINAL VOLTAGE / TENSION NOMINALE	12V
NOMINAL CAPACITY / CAPACITÉ NOMINALE	18Ah (20hr)
DIMENSIONS (± 2 mm) / DIMENSIONS (± 2 mm)	
• Length / Longueur	181.5 ± 2mm (5.95 inches)
• Width / Largeur	77 ± 1mm (2.56 inches)
• Height / Hauteur	167.5 ± 1mm (3.68 inches)
• Total height with terminals / Hauteur totale (avec cosse)	167.5 ± 1mm (3.90 inches)
WEIGHT (± 2 %) / POIDS (± 2 %)	Approx 5.4 kg (11.9lbs)
TERMINAL / TYPE DE COSSES	T12
CASING / TYPE DE BAC	UL94 V-0 (Flame retardant)
COLOR / COULEUR DE BAC	Black top and black case

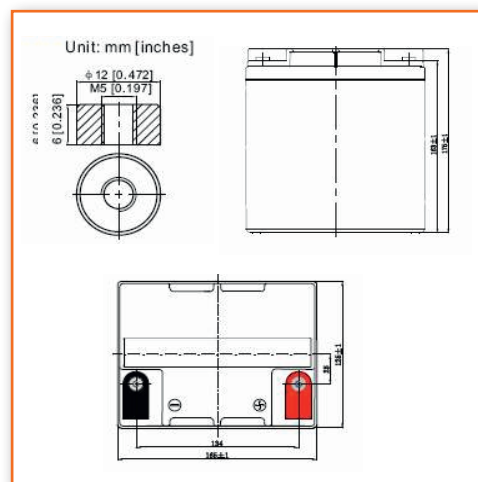


TECHNICAL INFORMATION / INFORMATIONS TECHNIQUES

CAPACITY / CAPACITÉ	18.0Ah / 1.20A (20hr, 1.80V/cell, 25°C/77°F) 16.7Ah / 2.23A (20hr, 1.80V/cell, 25°C/77°F) 15.1Ah / 4.08A (5hr, 1.75V/cell, 25°C/77°F) 13.5Ah / 6.12A (5hr, 1.75V/cell, 25°C/77°F) 11.1Ah / 15.1A (1hr, 1.60V/cell, 25°C/77°F)
DISCHARGE CURRENT / COURANT DE DÉCHARGE	270A (5s)
INTERNAL RESISTANCE / RÉSISTANCE INTERNE	Approx 16mΩ
OPERATING TEMPERATURE RANGE / PLAGES DE TEMPÉRATURE	
• Discharging / Décharge	-15°~50°C (5 ~122°F)
• Charging / Charge	0°~40°C (32 ~104°F)
• Storage / Stockage	-15°~40°C (5 ~104°F)
NOMINAL OPERATING TEMPERATURE / TEMPÉRATURE D'UTILISATION	25 ± 3°C (77 ± 5°F)
CAPACITY VS TEMPERATURE / CAPACITÉ SELON LA TEMPÉRATURE	40°C (104°F) 103% 25°C (77°F) 100% 0°C (32°F) 86%

T12 / Terminal

Unité : mm / Unit: inches



APPLICATIONS

All purpose / Tout usage
UPS / Onduleur
Emergency light / Éclairage de secours
Railway signal / Signalisation ferroviaire
Alarm and security system / Alarme et sécurité

Aircraft signal / Signal d'avion
Electronic devices and equipment / Appareils et équipements électroniques
Emergency backup / Alimentation de secours
Power supply / Réserve d'énergie

TMD 1 Description, classe : UN 2800 – accumulateurs inversables remplis d'électrolyte liquide, 8, none, (E)	
ADR : Not regulated	IMDG Not regulated
IATA : Exempt	Procédure TMD PROC 2 : UN 2800



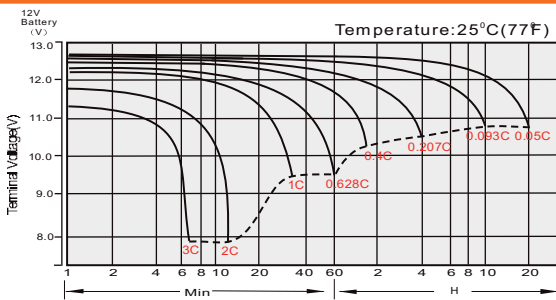
CONSTANT CURRENT DISCHARGE (AMPERES) AT 25°C
TABLE DE DÉCHARGE À COURANT ET PUISSANCE CONSTANTS (A) À 25°C

F.V/Temps	5min	10min	15min	20min	30min	45min	1h	2h	3h	4h	5h	6h	8h	10h	20h
1.85V/cell	33.9	25.6	22.7	19.7	15.3	11.4	9.11	5.51	4.13	3.35	2.84	2.47	1.96	1.63	0.884
1.80V/cell	40.8	30.2	25.9	22.1	16.7	12.2	9.79	5.85	4.34	3.51	2.94	2.55	2.02	1.67	0.900
1.75V/cell	45.8	33.0	27.8	23.4	17.4	12.8	10.2	6.07	4.49	3.60	3.03	2.62	2.06	1.70	0.918
1.70V/cell	49.9	35.4	29.7	24.7	18.1	13.2	10.6	6.27	4.63	3.69	3.09	2.67	2.09	1.72	0.929
1.65V/cell	53.8	37.7	31.1	25.8	18.9	13.8	10.9	6.44	4.73	3.77	3.14	2.71	2.12	1.74	0.938
1.60V/cell	57.9	39.6	31.1	26.4	19.3	14.0	11.1	6.59	4.82	3.84	3.20	2.74	2.15	1.76	0.945

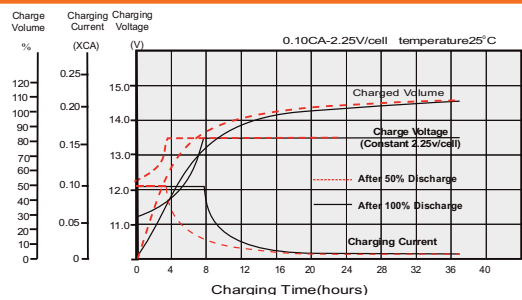
CONSTANT POWER DISCHARGE (WATTS) AT 25°C
DÉCHARGE À PUISSANCE CONSTANTE (WATTS) À 25°C

F.V/Temps	5min	10min	15min	20min	30min	45min	1h	2h	3h	4h	5h	6h	8h	10h	20h
1.85V/cell	64.0	48.8	43.6	38.5	29.8	22.3	17.9	10.9	8.21	6.68	5.68	4.95	3.95	3.29	1.79
1.80V/cell	76.3	57.2	49.5	42.7	32.4	23.9	19.2	11.5	8.59	6.98	5.86	5.09	4.04	3.36	1.81
1.75V/cell	84.8	62.0	52.8	44.8	33.6	24.9	20.0	11.9	8.87	7.14	6.02	5.21	4.11	3.39	1.82
1.70V/cell	91.1	65.6	55.7	46.8	34.7	25.6	20.6	12.2	9.06	7.25	6.08	5.27	4.15	3.42	1.83
1.65V/cell	96.6	68.8	57.5	48.4	35.8	26.3	21.0	12.5	9.19	7.35	6.15	5.32	4.18	3.43	1.84
1.60V/cell	101.5	70.8	58.0	48.7	36.0	26.5	21.3	12.7	9.31	7.45	6.22	5.33	4.21	3.45	1.85

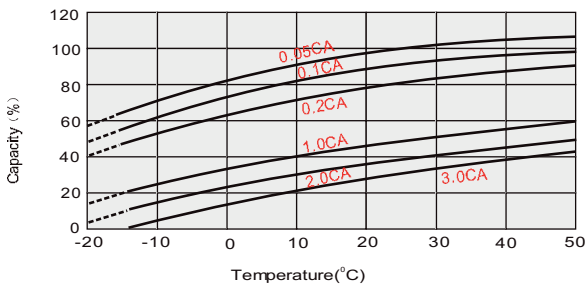
DISCHARGE CHARACTERISTICS
CARACTÉRISTIQUES DE DÉCHARGE



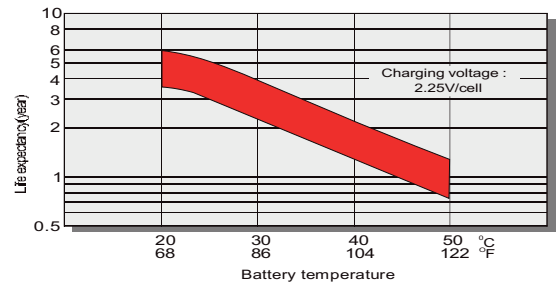
FLOAT CHARGING CHARACTERISTICS
CARACTÉRISTIQUES DE CHARGE EN FLOATING



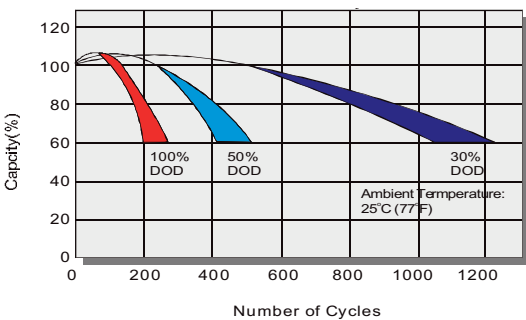
TEMPERATURE EFFECTS IN RELATION TO BATTERY CAPACITY
EFFET DE LA TEMPÉRATURE SUR LA BATTERIE



EFFECT OF TEMPERATURE ON LONG TERM FLOAT LIFE
EFFET DE LA TEMPÉRATURE SUR LA DURÉE DE VIE EN FLOATING



CYCLE LIFE IN RELATION TO DEPTH OF DISCHARGE
CYCLE DE VIE EN FONCTION DE LA PROFONDEUR DE LA DÉCHARGE



SELF DISCHARGE CHARACTERISTICS
RELATION ENTRE LA CAPACITÉ ET LE TEMPS DE STOCKAGE

