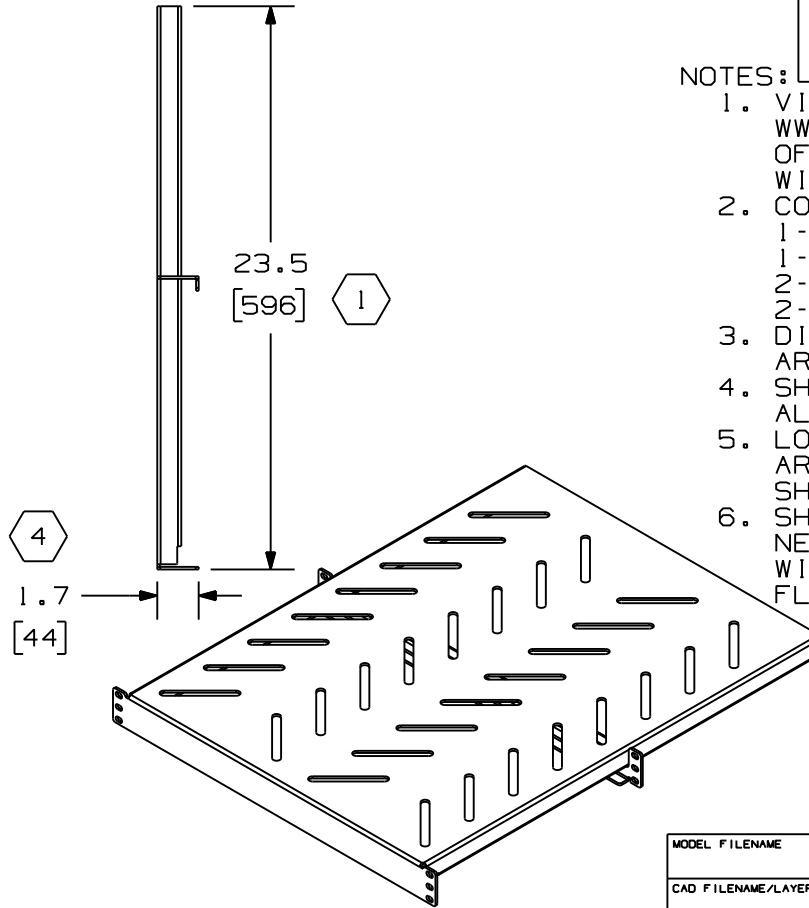
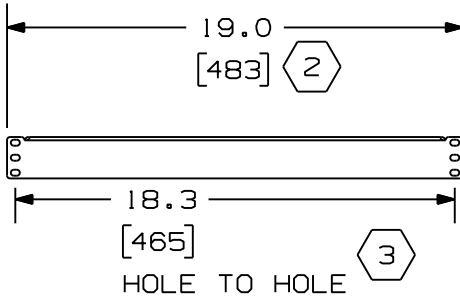
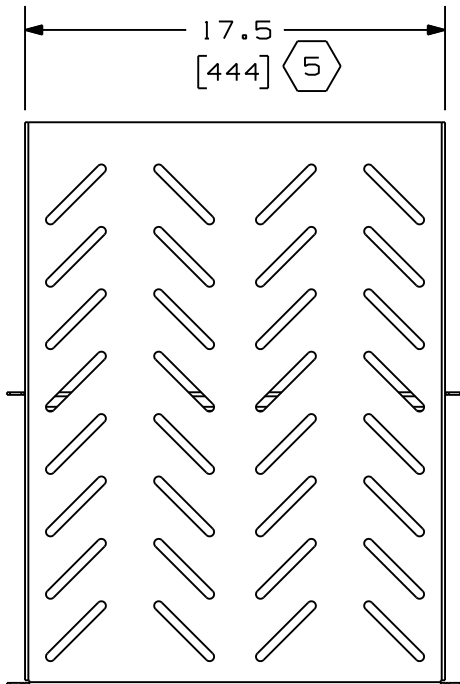


THIS COPY IS PROVIDED ON A RESTRICTED BASIS AND IS NOT TO BE USED IN ANY WAY DETRIMENTAL TO THE INTERESTS OF PANDUIT CORP.



PANDUIT P/N	WEIGHT
RSHLF23	16.00 LBS/EACH 7.26 Kgs/EACH

NOTES:

- VISIT OUR ON-LINE CATALOG AT WWW.PANDUIT.COM FOR A CURRENT LIST OF PRODUCTS APPLICABLE FOR USE WITH THIS PART.
- COMPONENTS:  
1- BASE SHELF  
1- MOUNTING BRACKET  
2- 12-24 SCREWS (PACK OF 4)  
2- M6 METRIC SCREWS (PACK OF 4)
- DIMENSIONS IN PARENTHESIS ARE METRIC.
- SHELF MOUNTING BRACKET IS ADJUSTABLE ALONG THE DEPTH OF THE SHELF.
- LOAD RATING IS 275 LBS WHEN RAILS ARE SPACED A MINIMUM OF HALF THE SHELF DEPTH.
- SHELF IS DESIGNED TO SUPPORT LARGE NETWORKING EQUIPMENT IN COMBINATION WITH SUPPLIED EQUIPMENT MOUNTING FLANGES.

MODEL FILENAME	V10679ZN/00
CAD FILENAME/LAYERS	V10679ZN_DC/00B

PANDUIT CORP. TINLEY PARK, ILLINOIS

RSHLF23 - 19"X23" DEEP SHELF FOR 4 POST RACK - CUSTOMER DRAWING

UNLESS OTHERWISE SPECIFIED, DIMENSIONAL TOLERANCES ARE:  
 (.X) ± .03 (.XXX) ± .005  
 (.XX) ± .01 ANGLES ± 1°

UNLESS OTHERWISE SPECIFIED, ALL DIMENSIONS ARE GIVEN IN INCHES, THIRD ANGLE PROJECTION.

REV	DATE	BY	CHK	DESCRIPTION	ECN	R	CUST	SUP	OTH
OOB	09-24-09	BAME	DSI	UPDATED LOAD RATING	V10679ZN-DC				
OOA	8-04-09	DSI	DPN	RELEASED TO PRODUCTION	V10679ZN-DC		CMK		

DRAWN BY DSI	MAT'L: STEEL	SCALE 1/8
DATE 8-04-09		DRAWING NO. V10679ZN-DC
CHK'D DPN		DWG A SIZE