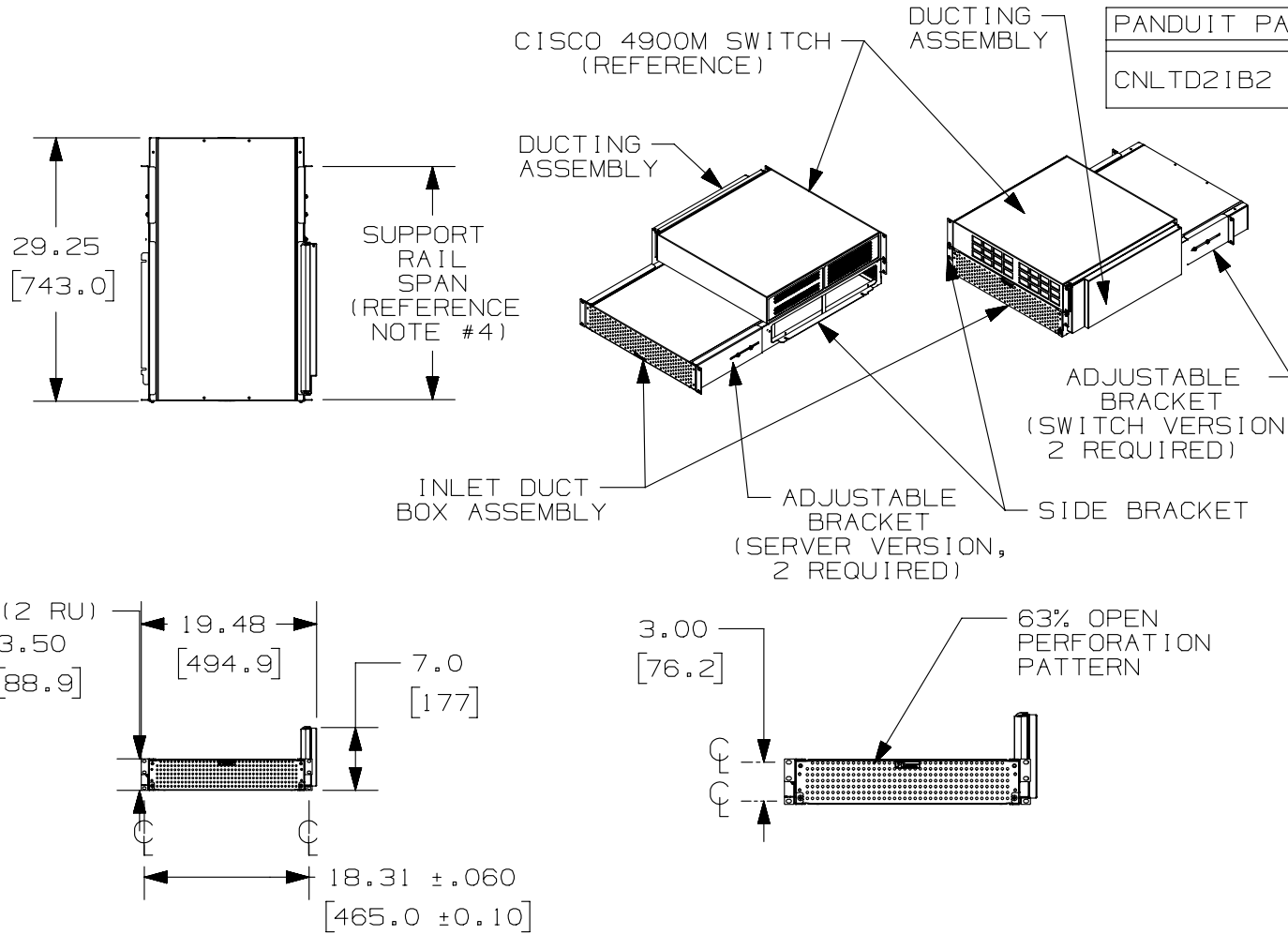


THIS COPY IS PROVIDED ON A RESTRICTED BASIS AND IS NOT TO BE USED IN ANY WAY DETRIMENTAL TO THE INTERESTS OF PANDUIT CORP.



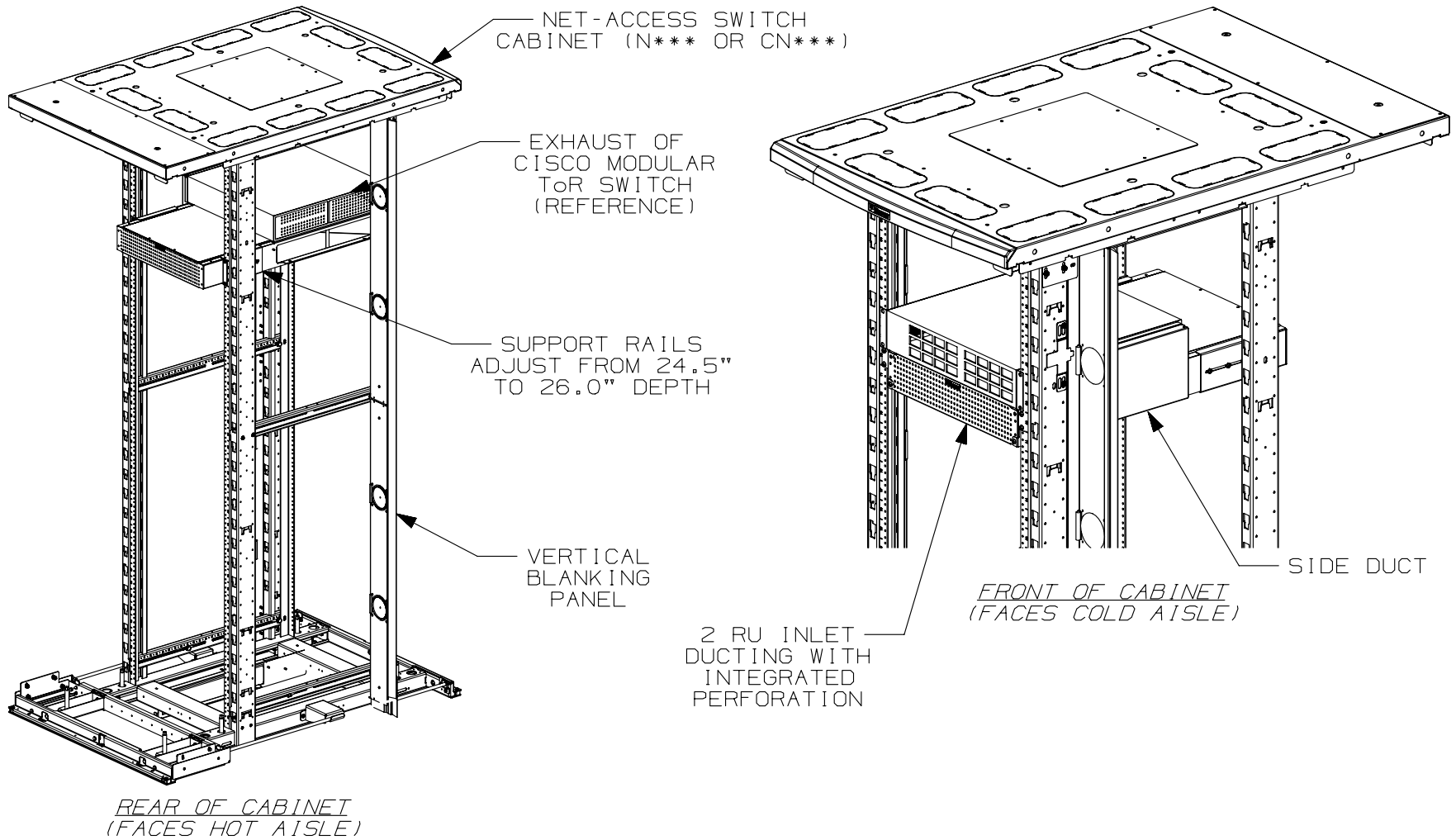
PANDUIT PART NO.	WEIGHT
CNLTD21B2	21.89 LBS/EACH 9.929 kg/EACH

- NOTES:
- VISIT OUR ON-LINE CATALOG AT [WWW.PANDUIT.COM](http://WWW.PANDUIT.COM) FOR A LIST OF CURRENT PARTS APPLICABLE FOR USE WITH THIS PRODUCT.
  - DIMENSIONS IN PARENTHESIS ARE METRIC (mm).
  - PARTS SUPPLIED:
    - 1 - DUCTING ASSEMBLY
    - 1 - INLET DUCT BOX ASSEMBLY
    - 1 - LEFT SIDE BRACKET
    - 1 - RIGHT SIDE BRACKET
    - 2 - ADJUSTABLE BRACKET (USE W/ SERVER VERSION)
    - 2 - ADJUSTABLE BRACKET (USE W/ SWITCH VERSION)
  - ADJUSTABLE SUPPORT RAIL SPECIFICATIONS:
    - SWITCH VERSION  
RANGE: 24.5-26.0 [622-660]
    - SERVER VERSION  
RANGE: 28.0-29.0 [711-736]

REV	DATE	BY	CHK	APR	DESCRIPTION	ECN
00B	03/04/13	PJST			RELEASED TO PRODUCTION	09V130FH

TITLE		INLET DUCT FOR CISCO 4900M (CNLTD21B2)		
		CUSTOMER DRAWING		
ITEM REVISION NAME		09V130FH/00		
DATASET FILE NAME		09V130FH_DC/00B		
MATERIAL:		N/A		
DRAWING NUMBER:		09V130FH		
DRAWN BY	DATE	CHK	SCALE	SIZE
JBN	06/01/11		N/A	A
SHT 1 OF 3				

THIS COPY IS PROVIDED ON A RESTRICTED BASIS AND IS NOT TO BE USED IN ANY WAY DETRIMENTAL TO THE INTERESTS OF PANDUIT CORP.



SWITCH CABINET APPLICATION  
 PORT SIDE OF SWITCH FACES  
 COLD AISLE

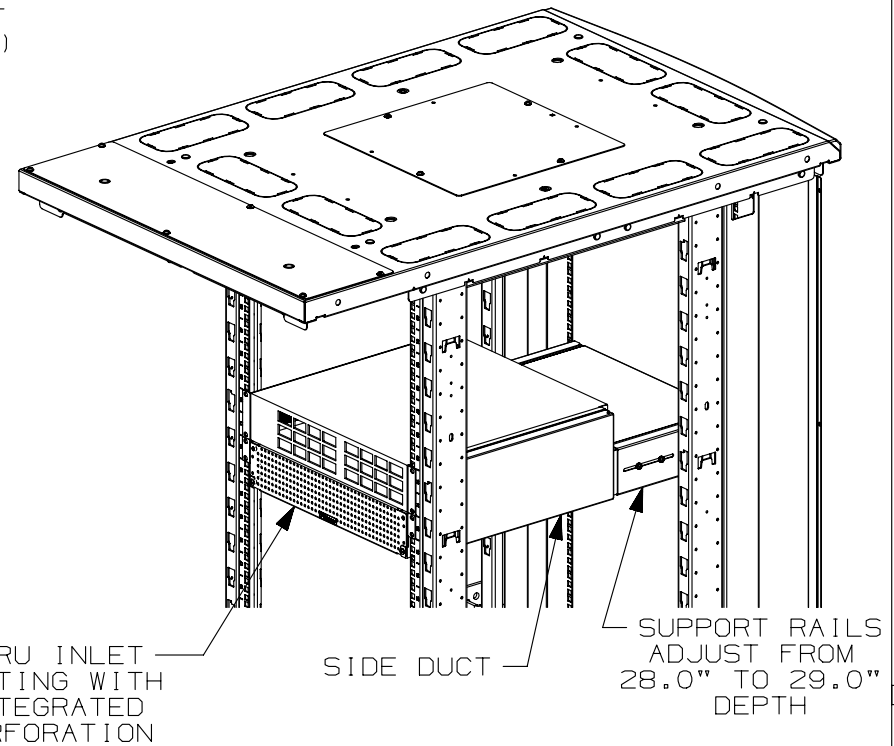
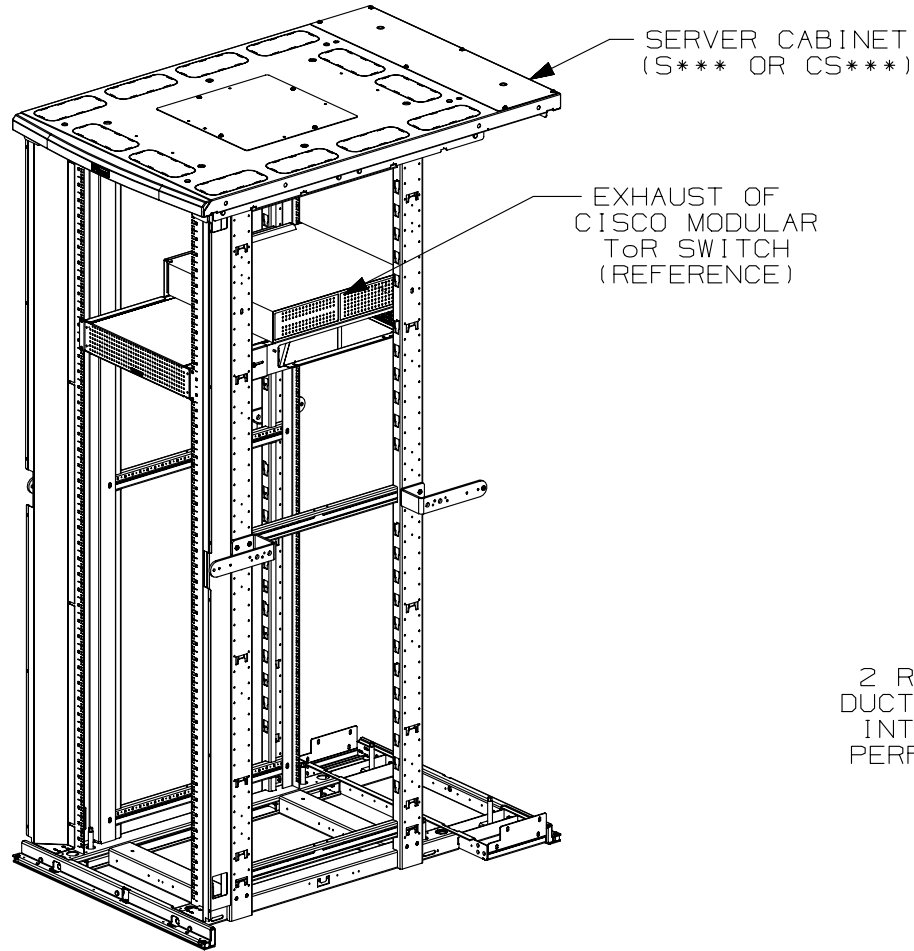
1. VERTICAL BLANKING PANELS MUST BE USED WITH THIS PRODUCT TO PREVENT EXHAUST RECIRCULATION.

TITLE		INLET DUCT FOR CISCO 4900M (CNLTD21B2)						
		CUSTOMER DRAWING						
ITEM REVISION NAME		09V130FH/00						
DATASET FILE NAME		09V130FH_DC/00B						
		MATERIAL: N/A						
		DRAWING NUMBER: 09V130FH						
DRAWN BY	DATE	CHK	SCALE	SIZE				
JBN	06/01/11		N/A	A				
REV		DATE	BY	CHK	APR	DESCRIPTION	ECN	SHT 2 OF 3
00B	03/04/13	PJST				RELEASED TO PRODUCTION	09V130FH	

2

1

THIS COPY IS PROVIDED ON A RESTRICTED BASIS AND IS NOT TO BE USED IN ANY WAY DETRIMENTAL TO THE INTERESTS OF PANDUIT CORP.



SERVER CABINET APPLICATION  
 PORT SIDE OF SWITCH FACES  
 HOT AISLE

TITLE										INLET DUCT FOR CISCO 4900M (CNLTD21B2)									
										CUSTOMER DRAWING									
ITEM REVISION NAME					09V130FH/00					<b>PANDUIT</b>									
DATASET FILE NAME					09V130FH_DC/00B														
										MATERIAL:									
										N/A									
										DRAWING NUMBER:									
										09V130FH									
DRAWN BY		DATE		CHK		SCALE		MATERIAL		DRAWING NUMBER		SHEET		SIZE					
JBN		06/01/11				N/A				SHT 3 OF 3		A							

00B	03/04/13	PJST			RELEASED TO PRODUCTION	09V130FH
REV	DATE	BY	CHK	APR	DESCRIPTION	ECN

D10100DA/15