


# Mini-Com® Flush Mount Modular Patch Panels

# PANDUIT®

SPECIFICATION SHEET

## specifications

Flush mount modular patch panels shall consist of a metal panels with molded rear snap-in faceplates. Patch Panels shall accept all Mini-Com® Modules for UTP, fiber or A/V applications and shall mount to standard 19" racks. Patch panels shall be available in 24-port and 48-port standard density. Select styles shall be available in white. Flush mount patch panels shall be easy to identify with pre-numbered ports. Angled patch panels shall be designed at an optimum angle to help route the cable.



## technical information

<b>Mounting options:</b>	Mounts to standard 19" rack
<b>Material:</b>	Stamping is CRS and faceplate is ABS
<b>Packaging:</b>	Packaged with appropriate pre-installed snap in faceplates and a set of mounting screws (#12-24)

## key features and benefits

<b>Modular</b>	Accepts all Panduit Mini-Com® Modules to mix and match media types in the same panel
<b>Angled design</b>	Minimize the need for horizontal cable managers by enabling patch cords to be routed directly into vertical cable managers which leads to increase closet density
<b>Port and panel identification</b>	Pre-numbered ports with write on areas
<b>Optional strain relief bars</b>	To help support and manage cables
<b>Optional filler panels</b>	Flat and angled design fill unused rack openings to provide a clean and consistent look when used with any version of Panduit patch panels
<b>Optional extender bracket</b>	Allows 19" patch panels to be mounted on a 23" rack
<b>Color options</b>	Select styles available in white, standard color is Black

## applications

Mini-Com® Flush Mount Modular Patch Panels are ideal for multi-media applications; they accept all Mini-Com® Modules. Flat and angled designs in various port densities available to fit most needs, include pre-numbered port identification. Angled patch panels are available for applications in which rack space is limited.

The design allows cable to flow to each side of the rack, minimizing the need for horizontal cable managers and increasing the density of the rack space. Flush mount patch panels can mount on a standard 19" rack or a 23" rack when using the extender brackets PEB1 or PEB2.

### Flat Style with ports grouped in 4

<b>BLACK:</b>	
<b>CPP24FMWBLY</b>	24-port, 1 RU
<b>CPP48FMWBLY</b>	48-port, 2 RU
<b>CPP48FMVNSWBLY</b>	48-port, 2 RU
<b>WHITE:</b>	
<b>CPP24FMWWH</b>	24-port, 1 RU
<b>CPP48FMWWH</b>	48-port, 2 RU

### Angled Style with ports grouped in 4

<b>BLACK:</b>	
<b>CPPA24FMWBLY</b>	24-port, 1 RU
<b>CPPA48FMWBLY</b>	48-port, 2 RU
<b>WHITE:</b>	
<b>CPPA24FMWWH</b>	24-port, 1 RU
<b>CPPA48FMWWH</b>	48-port, 2 RU

### Flat Style with ports grouped in 6

<b>CPP24FM6BL</b>	24-port, 1 RU
<b>CPP48FM6BL</b>	48-port, 2 RU

### Angled Style with ports grouped in 6

<b>CPPA24FM6BL</b>	24-port, 1 RU
<b>CPPA48FM6BL</b>	48-port, 2 RU
<b>CPPA48FM6VNSBL</b>	48-port, 2 RU (vertical numbering)

### Patch Panel Accessories

<b>BLACK:</b>	
<b>CPATCBL</b>	Transitional cover
<b>CPAF1BLY</b>	Angled filler panel 1 RU
<b>CPAF2BLY</b>	Angled filler panel 2 RU
<b>DPFP1</b>	Flat filler panel 1 RU
<b>DPFP2</b>	Flat filler panel 2 RU
<b>WHITE:</b>	
<b>CPATCWH</b>	Transitional cover
<b>CPAF1WH</b>	Angled filler panel 1 RU
<b>CPAF2WH</b>	Angled filler panel 2 RU
<b>DPFP1WH</b>	Flat filler panel 1 RU
<b>DPFP2WH</b>	Flat filler panel 2 RU

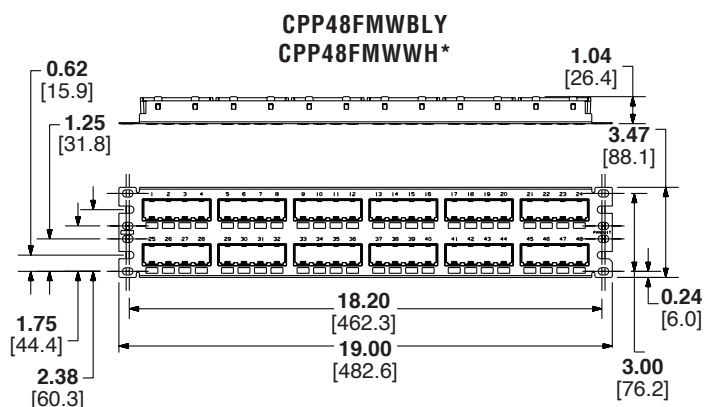
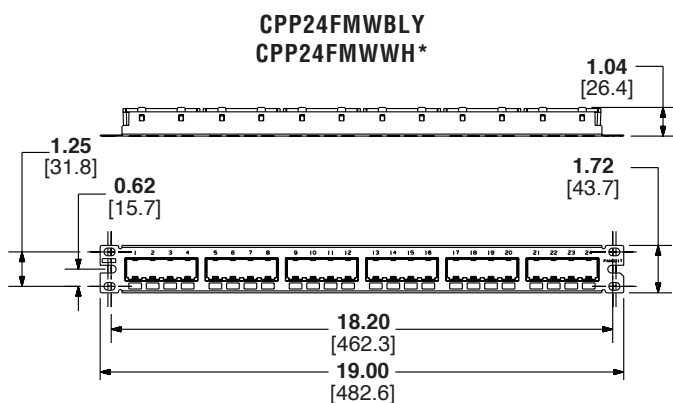
### Extender Brackets

<b>PEB1</b>	1 RU
<b>PEB2</b>	2 RU

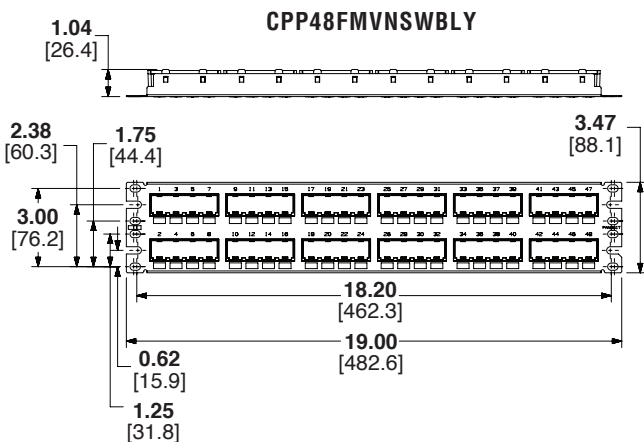
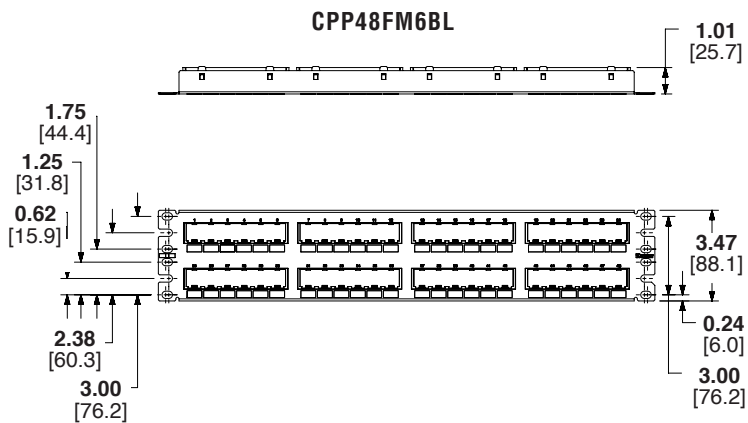
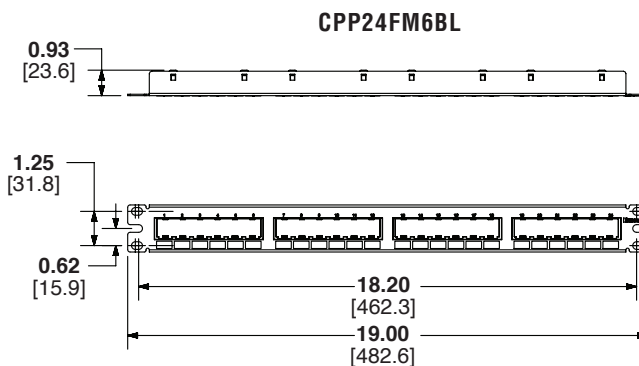
# Mini-Com® Flush Mount Modular Patch Panels

Mini-Com® Flush Mount Modular Patch Panels Label Chart

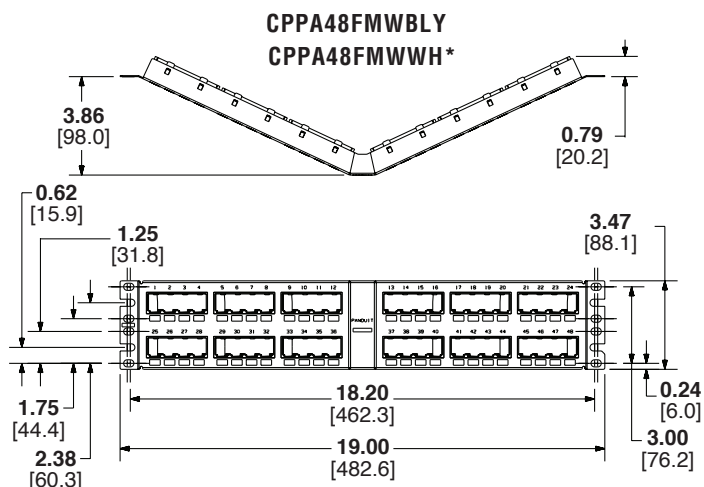
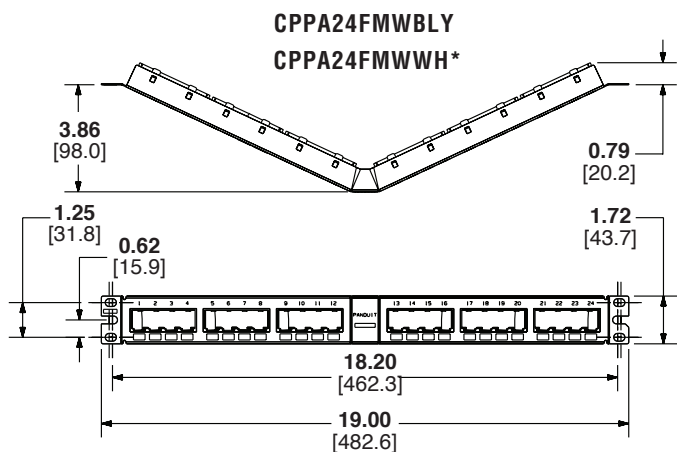
Part Number	Label Type	Laser/Ink	LS8	Thermal
CPP24FMWBLY	Adhesive	C252X030FJJ	C252X030FJC	C252X030YPT
CPP24FMWWH				
CPP48FMWBLY				
CPP48FMWWH				
CPPA24FMWBLY				
CPPA24FMWWH				
CPPA48FMWBLY				
CPPA48FMWWH				
CPP48FMVNSWBLY				
CPP24FM6BL				
CPP48FM6BL				
CPPA24FM6BL				
CPPA48FM6BL				
CPPA48FMVNSBL				



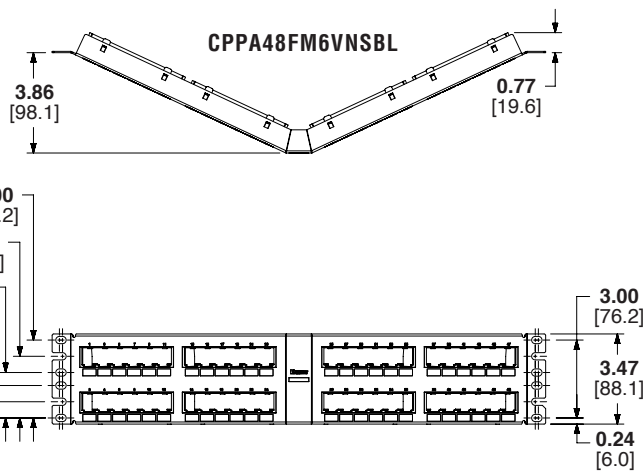
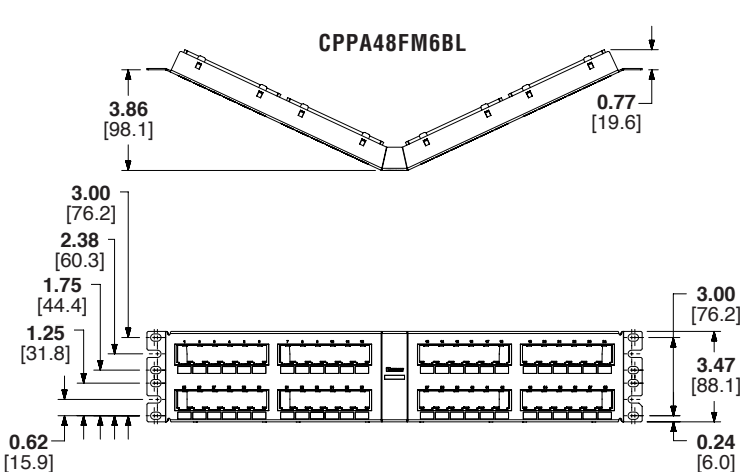
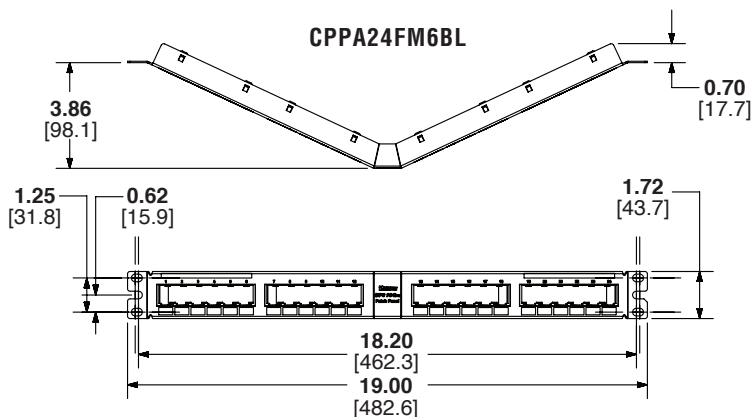
\* White patch panels do not include the write-on detail box below the ports.



# Mini-Com® Flush Mount Modular Patch Panels



\* White patch panels do not include the write-on detail box below the ports.



Dimensions are in inches. [Dimensions in brackets are metric].

## WORLDWIDE SUBSIDIARIES AND SALES OFFICES

PANDUIT US/CANADA  
Phone: 800.777.3300

PANDUIT EUROPE LTD.  
London, UK  
Phone: 44.20.8601.7200

PANDUIT SINGAPORE PTE. LTD.  
Republic of Singapore  
Phone: 65.6305.7575

PANDUIT JAPAN  
Tokyo, Japan  
Phone: 81.3.6863.6000

PANDUIT LATIN AMERICA  
Guadalajara, Mexico  
Phone: 52.33.3777.6000

PANDUIT AUSTRALIA PTY. LTD.  
Victoria, Australia  
Phone: 61.3.9794.9020

For a copy of Panduit product warranties, log on to [www.panduit.com/warranty](http://www.panduit.com/warranty)

For more information

Visit us at [www.panduit.com](http://www.panduit.com)  
Contact Customer Service by email: [cs@panduit.com](mailto:cs@panduit.com)  
or by phone: 800.777.3300

©2021 Panduit Corp.  
ALL RIGHTS RESERVED.  
OTSP33--WW-ENG  
Replaces WW-OTSP25  
3/2021

