

Features

Use: Indoor
Type of installation: RECESSED, SUSPENDED, CEILING MOUNTED
Emission: DIRECT
Optics: OPAL
Colour: BLACK
Dimming: WITH ACCESSORY
Emergency: NO
L: Ø 962mm
A: 40mm
H: 40mm
Made in: ITALY
Warranty: 5 years
Weight: 4.2kg

Tech data

Luminaire input power: 44.8W
Luminaire luminous flux: 2973lm
IP: 40
Insulation class: III
Supply voltage: MAX 1.8A
UGR: <19
SELV: No

Source

Light source: LED
Source power: 42W
Source luminous flux: 6404lm
Colour temperature: 4000K
CRI: >90
LED lifespan: 50000h L80 B20

Compliance

CEI EN 60598-1:2015 + A11:2009. IEC 60598-2:2015 2-1, 2-2

Standards

Photobiological risk: RISK GROUP 0 Certified fixture in EXEMPT GROUP, in accordance with CEI EN 62471:2010-01, IEC TR 62778:2014.
CAM edilizia: The product complies with the requirements for public buildings, ministerial decree of 23rd June 2022 n.256.

[View more product info](#)

MOUNTING ACCESSORIES



ARK: KIT INCASSO PER 962

109807.99




HALOS: ROSONE ALIM. REMOTA NERO

105157.02



HALOS: ROSONE DOPPIA ALIM. REMOTA NERO

105158.02



HALOS: KIT 4 CAVI SOSPENSIONE L.3000

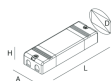
105159.99



CAVO ALIMENTAZIONE L=3000 2X1 NERO

109001.02

ELECTRICAL ACCESSORIES



HALOS: ALIMENTATORE ON/OFF

105147.99



HALOS: ROSONE-N ALIM. ON/OFF NERO

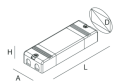
105151.02



HALOS: ROSONE-N DOPPIA ALIM ON/OFF NERO

105155.02

DIMMABLE ACCESSORIES



HALOS: ALIMENTATORE DALI/PUSH

105148.99



HALOS: ROSONE-N ALIM. DALI/PUSH NERO

105152.02



HALOS: ROSONE-N DOPPIA ALIM D/PUSH NERO

105156.02