

Thermal Inlet Duct for the Cisco[^] Catalyst 4900M Switch For Net-Access[™] Switch Cabinets (CN^{**}) and Net-SERV[®] Cabinets (CS^{**}, S^{**})

specifications

The thermal inlet duct shall be designed to be compatible with the Cisco[^] Catalyst 4900M switch using Computational Fluid Dynamics (CFD) modeling and verified via operational testing. The inlet duct shall consist of one 2 rack units (RU) inlet duct chassis and a side duct to feed cool air from the cold aisle to the switch's side inlet and prevent hot exhaust recirculation. The duct system shall allow the equipment rails to be adjusted from 28" – 30" in the server version and 24" – 26" in the switch application. The modular duct shall be capable of being installed in a retro-fit application without disrupting existing in-cabinet equipment and cabling.



technical information

Dimensions: 29.25"L x 19.48"W x 7.0"H (743mm x 495mm x177mm)

key features and benefits

Passive airflow	No additional moving parts or power required for a more reliable, efficient, economical and environmentally friendly system
Certified performance	Designed and validated thermal performance by Panduit
Physical separation between inlet and exhaust airflow	Segregates inlet and exhaust airflow preventing hot air recirculation reducing inlet temperatures
Inlet duct design	Ensures the cabinet is containment ready for vertical exhaust ducting (VED) and Cold Aisle Containment
Maximized space utilization	Allows the switch to be deployed in a 800mm wide Panduit cabinet without sacrificing thermal performance
Energy efficiency	Provides cool air to the switch resulting in lower fan speed reducing fan power consumption and improving reliability
Day one or two installation	Eliminates the requirement to replace or disturb existing cabinets, equipment and infrastructure for lower capital expenditures and minimized risk
Easy access	Allows access to the power supplies and fan modules minimizing network downtime
Integral bonding to cabinet	Cabinets and accessories are single-point bonded, providing a safe and reliable network, while reducing installation costs

applications

Cisco[^] Catalyst 4900M provides an ideal solution for space constrained deployments that require high performance wire speed services, high availability, and the modular flexibility of deploying Gigabit Ethernet and 10 Gigabit Ethernet, all in a small 2 RU form factor. Panduit has developed a comprehensive physical infrastructure solution for the Catalyst 4900 switch platform.

By providing a path for cool air to the switch, data center temperature set points can be raised, resulting in higher energy efficiencies and lower operating costs.

[^]Cisco is a registered trademark of Cisco Technology, Inc.

Inlet Duct for End of Row (EoR) Switching Applications

Inlet duct: CNLTD21B2

Net-Access[™] Switch Cabinets for use in Hot Aisle/Cold Aisle Applications*

45 RU, front dual hinge door, rear perforated split doors, (2) side panels, #12-24 rails – mounted numbers up: CN1NU

45 RU, front dual hinge door, rear perforated split doors, no side panels, #12-24 rails – mounted numbers up: CN2NU

Net-Access[™] Switch Cabinet Accessories

45 RU vertical blanking panel: CNVBP

42 RU vertical blanking panel: CNVBP2

Net-Access[™] Switch Cabinet for use with Vertical Exhaust Ducting

45 RU, front dual hinge door, rear solid split door, no side panels, vertical blanking panels, #12-24 rails – mounted numbers up: CN28HBNU

Vertical Exhaust Ducting

Height adjustable – from 42" to 70" (1067mm to 1778mm): CVED32VE

Height adjustable – from 21" to 45" (533mm to 1143mm): CVED32VEN

Height adjustable – from 20" to 38" (508mm to 965mm): CVED32VES

Net-Access[™] Switch Cabinets for use in Cold Aisle Containment Applications

45 RU, front dual hinge door, rear perforated split doors, no side panels, vertical blanking panels, #12-24 rails – mounted numbers up: CN28BNU

45 RU, front dual hinge door, rear perforated split doors, (1) side panel – left side, vertical blanking panels, #12-24 rails – mounted numbers up: CN28BLNU

45 RU, front dual hinge door, rear perforated split doors, (1) side panel – left side, vertical blanking panels, cage nut rails – mounted numbers up: CN28BLCNNU

45 RU, front dual hinge door, rear perforated split doors, no side panels, vertical blanking panels, cage nut rails – mounted numbers up: CN28BCNNU

42 RU, front dual hinge door, rear perforated split doors, no side panels, vertical blanking panels, cage nut rails – mounted numbers up: CN282BCNNU

Net-Contain[™] System for 1800mm/6 Foot Aisle**

Ceiling sections Net-Access[™] 800mm Cabinets: CC18RPN8

End of row doors two single swing: CC18DD

*For additional information on Net-Access[™] Cabinets, refer to brochure SA-RKCB19.

**No VED required.

Thermal Inlet Duct for the Cisco^ Catalyst 4900M Switch For Net-Access™ Switch Cabinets (CN**) and Net-SERV® Cabinets (CS**, S**)

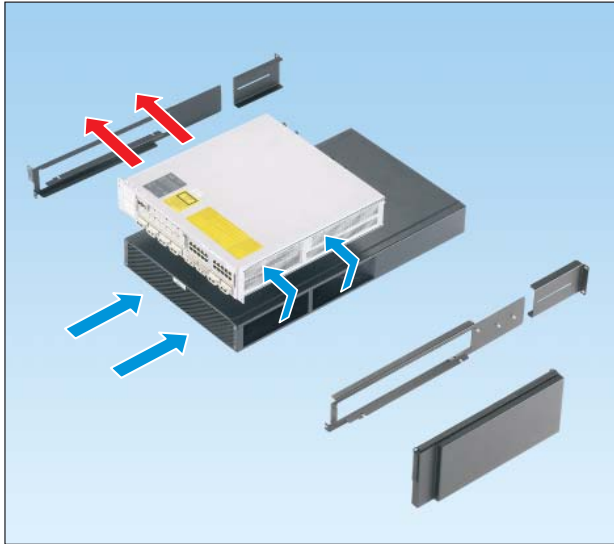


Figure 1. Switch application

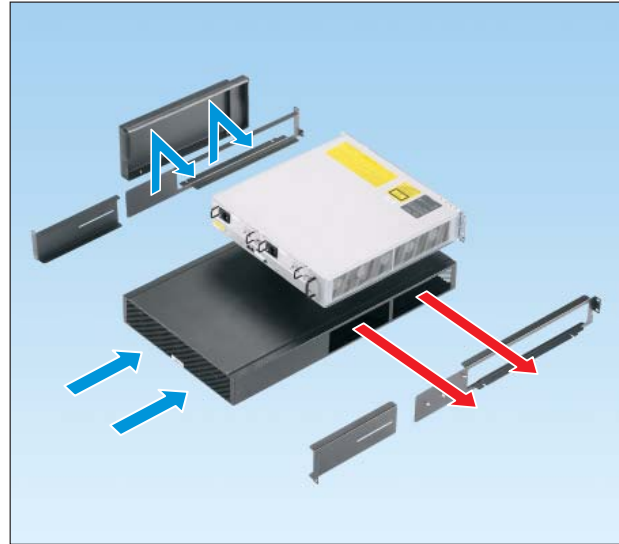
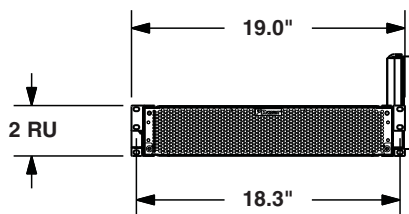
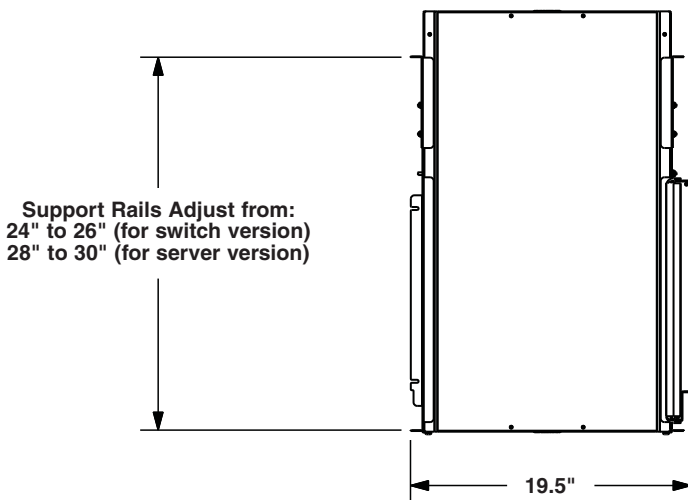


Figure 2. Server application



WORLDWIDE SUBSIDIARIES AND SALES OFFICES

PANDUIT CANADA
Markham, Ontario
cs-cdn@panduit.com
Phone: 800.777.3300

PANDUIT EUROPE LTD.
London, UK
cs-emea@panduit.com
Phone: 44.20.8601.7200

PANDUIT SINGAPORE PTE. LTD.
Republic of Singapore
cs-ap@panduit.com
Phone: 65.6305.7575

PANDUIT JAPAN
Tokyo, Japan
cs-japan@panduit.com
Phone: 81.3.6863.6000

PANDUIT LATIN AMERICA
Guadalajara, Mexico
cs-la@panduit.com
Phone: 52.33.3777.6000

PANDUIT AUSTRALIA PTY. LTD.
Victoria, Australia
cs-aus@panduit.com
Phone: 61.3.9794.9020

For a copy of Panduit product warranties, log on to www.panduit.com/warranty

For more information

Visit us at www.panduit.com

Contact Customer Service by email: cs@panduit.com
or by phone: 800.777.3300 and reference RKSP93

PANDUIT®

©2012 Panduit Corp.
ALL RIGHTS RESERVED.
RKSP93--WW-ENG
Replaces WW-RKSP81
9/2012