



Features

Use: Indoor
Type of installation: SUSPENDED, CEILING MOUNTED
Emission: DIRECT
Optics: LINEAR LENS
Beam: 90°
Colour: WHITE
Dimming: PUSH, DALI
Emergency: NO
L: 1689mm
A: 60mm
H: 80mm
Made in: ITALY
Warranty: 5 years
Weight: 5.5kg

Tech data

Luminaire input power: 55.8W
Luminaire luminous flux: 6144lm
IP: 40
Insulation class: I
Supply voltage: 220-240V 50/60Hz
SELV: No

Source

Light source: LED
Source power: 50W
Source luminous flux: 6801lm
Colour temperature: 4000K
CRI: >90
Colour tolerance: 3 Step MacAdam
LED lifespan: 50000h L80 B10

Compliance

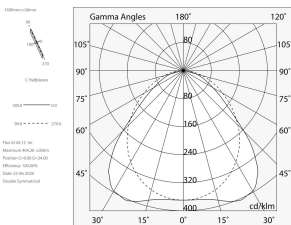
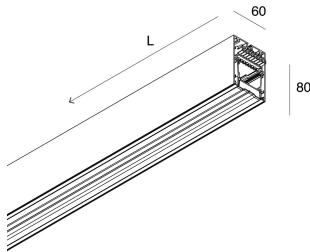
CEI EN 60598-1:2015 + A11:2009. IEC 60598-2:2015 2-1

Standards

Photobiological risk: RISK GROUP 0 Certified fixture in EXEMPT GROUP, in accordance with CEI EN 62471:2010-01, IEC TR 62778:2014.

CAM edilizia: The product complies with the requirements for public buildings, ministerial decree of 23rd June 2022 n.256.

[View more product info](#)

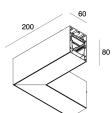


COMPLETION ACCESSORIES



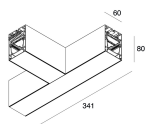
TEK: ALIM. TESTA 9 POLI BI

107008.01



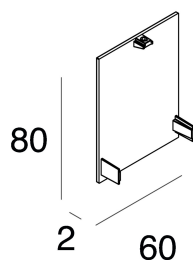
TEK: GIUNTO/ALIM. "L" 9 POLI BI

107010.01



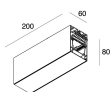
TEK: GIUNTO/ALIM. "T" 9 POLI BI

107011.01



TEK: TESTATA TERMINALE BI

107013.01



TEK: GIUNTO/ALIM. CENTR. 9 POLI BI

107009.01

MOUNTING ACCESSORIES

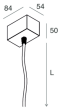


HERO: SOSPL3000 1PZ. TESTA/CODA

108685.99

TEK: KIT SOSPENSIONE GIUNZIONE

107015.99



KIT ALIMENTAZIONE L3000 5P BIA

108922.01



KIT ALIMENTAZIONE L3000 3P BIA

108920.01