

1SNA125271R2400 ✓ ACTIVE

ENTRELEC | ENTRELEC SNA

TE Internal #: 1SNA125271R2400

Modular Terminal Blocks, Feed-Through, Screw Clamp Terminal Block, Blue, Product Spacing .235 in [6 mm], 2 Position, Screw Terminal, ENTRELEC SNA

[View on TE.com >](#)



Connectors > Terminal Blocks & Strips > Modular Terminal Blocks



Block Function: **Feed-Through**

Modular Terminal Block Product Type: **Screw Clamp Terminal Block**

Rated Cross Section: **4 mm²**

Primary Product Color: **Blue**

Features

Product Type Features

Modular Terminal Block Product Type	Screw Clamp Terminal Block
-------------------------------------	----------------------------

Configuration Features

Gauge Type	A4
Number of Levels	2
Number of Poles	4
Number of Circuits	2
Block Function	Feed-Through
Number of Positions	2

Electrical Characteristics

Operating Voltage Rating (UL & CSA) (Max) - Main Circuit	300 V
Impulse Withstanding Voltage Rating (IEC)	8000 V
Voltage Rating (CSA)	600 V
Current Rating (CSA)	25 A
Short-Time Withstanding Current Rating @ 1s	480 A
Voltage Rating (IEC)	800 V



Current Rating (UL)	20 A
Current Rating (IEC)	32 A
Voltage Rating	800 VAC

Body Features

Product Weight	20 g[.705 oz]
Primary Product Color	Blue

Termination Features

Termination Method to Wire & Cable	Screw Terminal
------------------------------------	----------------

Mechanical Attachment

DIN Rail Mounting Type	G32, TH35-15, TH35-7.5
Tightening Torque	4.4 in-lbs
Connector Mounting Type	DIN Rail

Housing Features

Housing Material	Polyamide 6.6
------------------	---------------

Dimensions

Main Circuit Capacity - 1 Rigid Stranded Conductor per Screw Clamp	.2 – 4 mm ²
Wire Stripping Length	8.5 mm[.335 in]
Main Circuit Capacity - 1 Flexible Conductor per Spring Clamp	.22 – 4 mm ²
Tool Size	4 mm[.157 in]
Product Depth	52 mm
Product Width	6 mm[.235 in]
Product Length	52 mm
Product Height	65.5 mm
Rated Cross Section	4 mm ²
Product Spacing	6 mm[.235 in]
Wire Size	4 mm ²

Usage Conditions

Storage Temperature Range	-55 – 110 °C[-67 – 230 °F]
Installation Temperature Range	-5 – 40 °C[23 – 104 °F]
Operating Temperature Range	-55 – 110 °C[-67 – 230 °F]

Operation/Application



Circuit Application	Signal
---------------------	--------

Industry Standards

IP Rating	IP20
UL Flammability Rating	UL 94V-0

Product Compliance


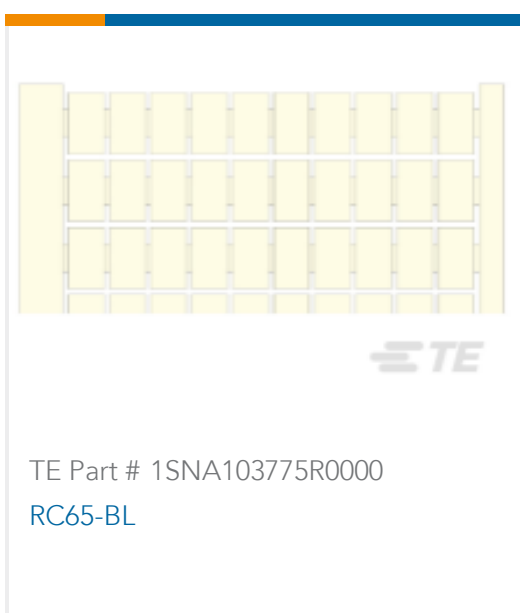
[For compliance documentation, visit the product page on TE.com>](#)


EU RoHS Directive 2011/65/EU	Compliant
EU ELV Directive 2000/53/EC	Compliant
China RoHS 2 Directive MIIT Order No 32, 2016	No Restricted Materials Above Threshold
EU REACH Regulation (EC) No. 1907/2006	Current ECHA Candidate List: JUNE 2022 (224) Candidate List Declared Against: JUNE 2022 (224) Does not contain REACH SVHC
Halogen Content	Low Halogen - Br, Cl, F, I < 900 ppm per homogenous material. Also BFR/CFR/PVC Free
Solder Process Capability	Not reviewed for solder process capability

Product Compliance Disclaimer

This information is provided based on reasonable inquiry of our suppliers and represents our current actual knowledge based on the information they provided. This information is subject to change. The part numbers that TE has identified as EU RoHS compliant have a maximum concentration of 0.1% by weight in homogenous materials for lead, hexavalent chromium, mercury, PBB, PBDE, DBP, BBP, DEHP, DIBP, and 0.01% for cadmium, or qualify for an exemption to these limits as defined in the Annexes of Directive 2011/65/EU (RoHS2). Finished electrical and electronic equipment products will be CE marked as required by Directive 2011/65/EU. Components may not be CE marked. Additionally, the part numbers that TE has identified as EU ELV compliant have a maximum concentration of 0.1% by weight in homogenous materials for lead, hexavalent chromium, and mercury, and 0.01% for cadmium, or qualify for an exemption to these limits as defined in the Annexes of Directive 2000/53/EC (ELV). Regarding the REACH Regulation, the information TE provides on SVHC in articles for this part number is based on the latest European Chemicals Agency (ECHA) 'Guidance on requirements for substances in articles' posted at this URL: <https://echa.europa.eu/guidance-documents/guidance-on-reach>

Compatible Parts

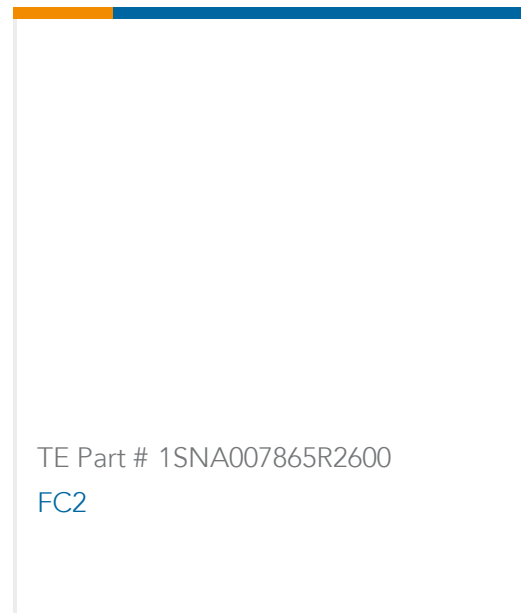




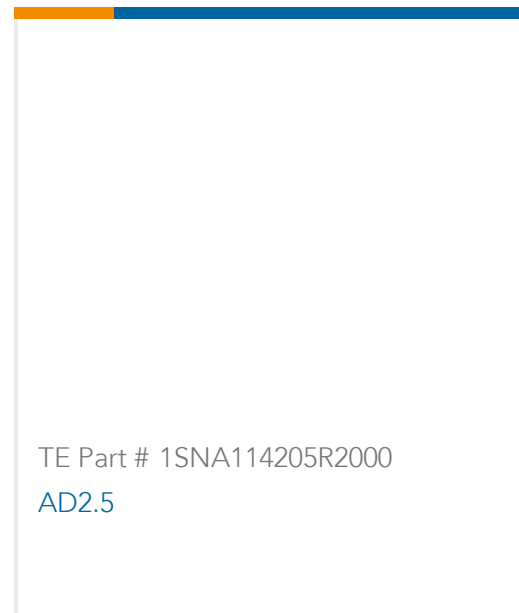
TE Part # 1SNA232000R0000
RC65



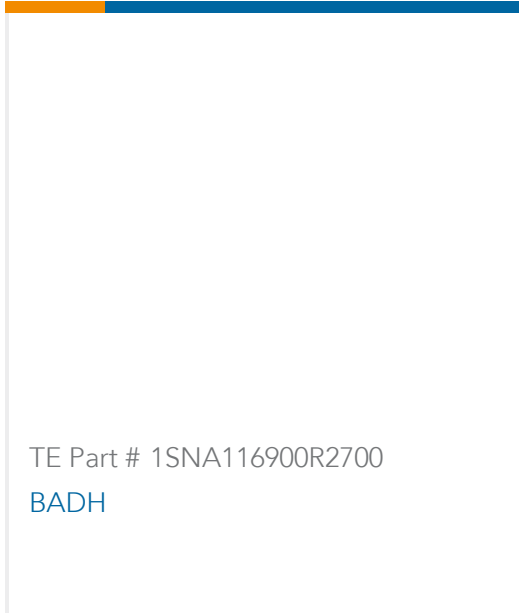
TE Part # 1SNA233000R0100
RC610



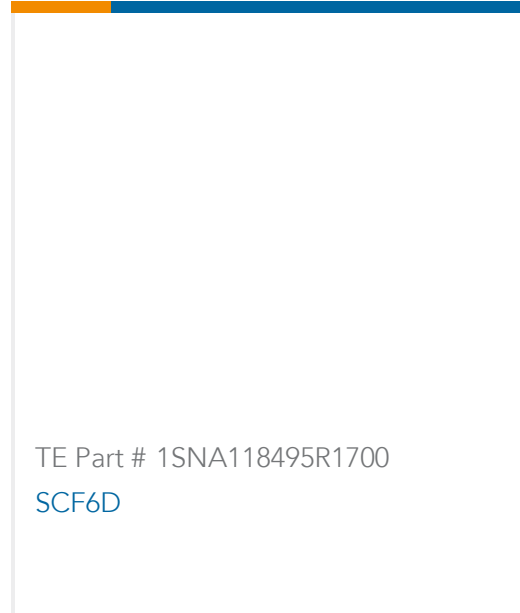
TE Part # 1SNA007865R2600
FC2



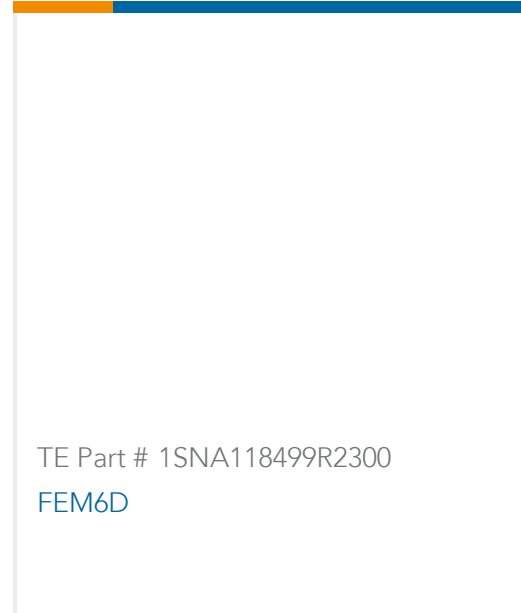
TE Part # 1SNA114205R2000
AD2.5



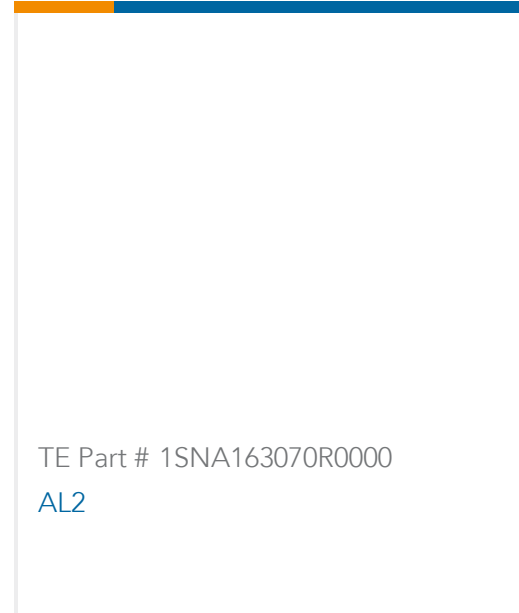
TE Part # 1SNA116900R2700
BADH



TE Part # 1SNA118495R1700
SCF6D



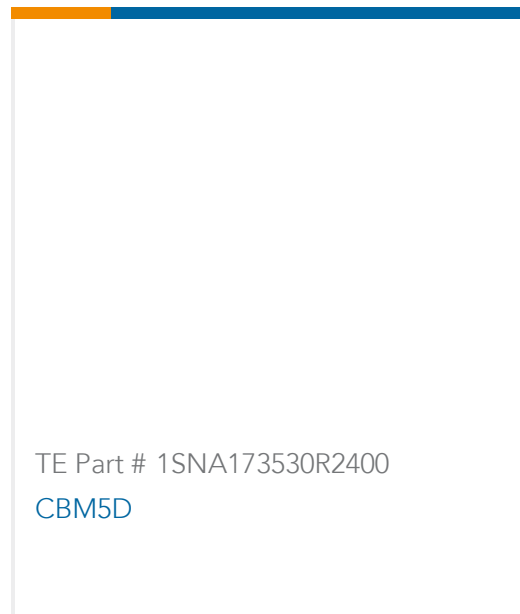
TE Part # 1SNA118499R2300
FEM6D



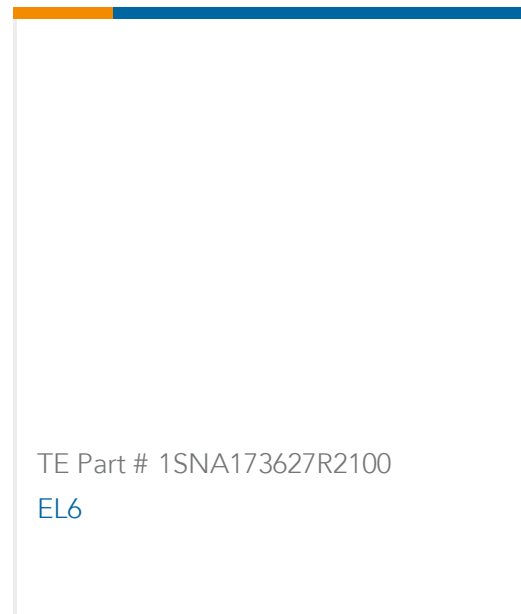
TE Part # 1SNA163070R0000
AL2



TE Part # 1SNA163261R0000
AL3



TE Part # 1SNA173530R2400
CBM5D



TE Part # 1SNA173627R2100
EL6



TE Part # 1SNA179668R2000
BJMI6D-2



TE Part # 1SNA179669R2100
BJMI6D-3



TE Part # 1SNA179670R2600
BJMI6D-4



TE Part # 1SNA179671R1300
BJMI6D-5



TE Part # 1SNA179672R1400
BJMI6D-10

Also in the Series | **ENTRELEC SNA**



Modular Terminal Blocks(182)

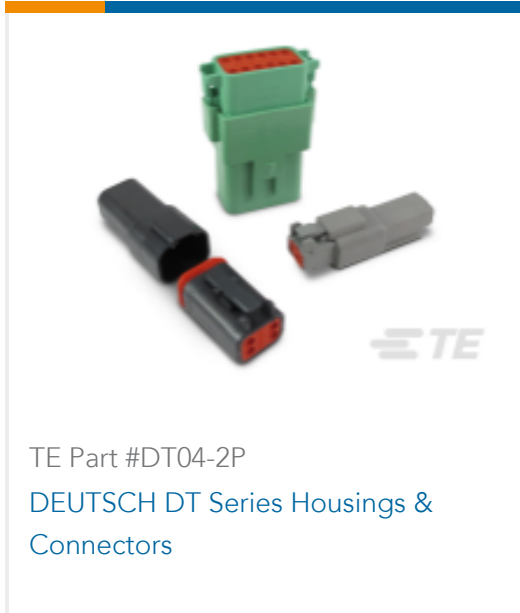
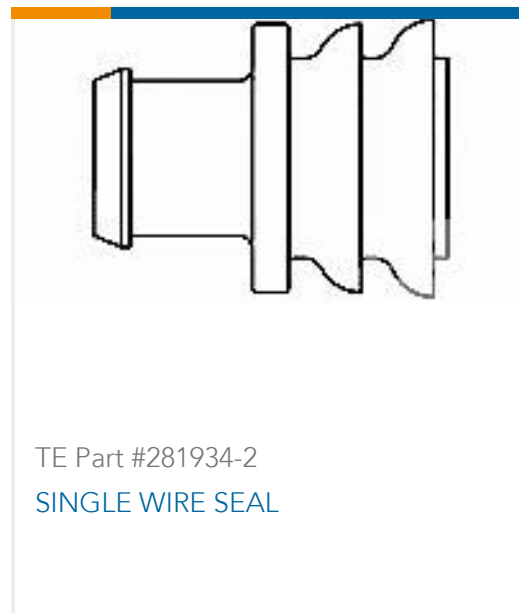



Terminal Block & Strip Conducting Accessories(26)



Terminal Block & Strip Insulating Accessories(14)

Customers Also Bought



Documents

Product Drawings

[M4/6.D2.N](#)

English

CAD Files

[3D PDF](#)

3D

Customer View Model

[ENG_CVM_CVM_1SNA125271R2400_A.2d_dxf.zip](#)

English

Customer View Model

[ENG_CVM_CVM_1SNA125271R2400_A.3d_igs.zip](#)

English

Customer View Model

[ENG_CVM_CVM_1SNA125271R2400_A.3d_stp.zip](#)

English

By downloading the CAD file I accept and agree to the [Terms and Conditions](#) of use.

Datasheets & Catalog Pages

[Catalogue - ENTRELEC terminal-blocks-sna-series](#)

English

[M4/6.D2.N](#)

English

[ENTRELEC Terminal Blocks Catalogue \(RUS\)](#)