




# ENERG

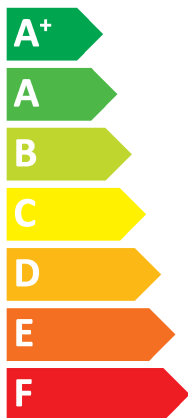
енергия · ενεργεια



Indoor unit ERST20D-VM6E  
Outdoor unit SUZ-SHWM40VAH(-SC)



**A<sup>++</sup>**



**A<sup>+</sup>**

Two icons showing sound power levels: a speaker icon with sound waves and a house icon with sound waves.

**41** dB

**58** dB



Legend for power consumption in kW, shown as colored squares:

- Dark blue square: 05 kW
- Medium blue square: **05 kW**
- Light blue square: 04 kW

1. SPACE HEATER

		SUZ-SHWM40VAH(-SC)		
	1	Outdoor unit		
	2	Indoor unit	ERST20D-VM6E	
For medium-temperature application	3	Medium-temperature application	✓	
	6	Seasonal space heating energy efficiency class	A++	
	8	Rated heat output under average climate conditions	kW	5
	11	Seasonal space heating energy efficiency under average climate conditions	%	126
	9	For space heating, annual energy consumption under average climate conditions	kWh	2939
	13	Sound power level L <sub>WA</sub> indoor	dB	41
	15	Rated heat output under colder climate conditions	kW	5
	16	Rated heat output under warmer climate conditions	kW	4
	21	Seasonal space heating energy efficiency under colder climate conditions	%	102
	22	Seasonal space heating energy efficiency under warmer climate conditions	%	170
	17	For space heating, annual energy consumption under colder climate conditions	kWh	4678
	18	For space heating, annual energy consumption under warmer climate conditions	kWh	1239
	25	Sound power level L <sub>WA</sub> outdoor	dB	58
For low-temperature application	4	Low-temperature application	✓	
	6	Seasonal space heating energy efficiency class	A+++	
	8	Rated heat output under average climate conditions	kW	5
	11	Seasonal space heating energy efficiency under average climate conditions	%	176
	9	For space heating, annual energy consumption under average climate conditions	kWh	2311
	13	Sound power level L <sub>WA</sub> indoor	dB	41
	15	Rated heat output under colder climate conditions	kW	5
	16	Rated heat output under warmer climate conditions	kW	4
	21	Seasonal space heating energy efficiency under colder climate conditions	%	147
	22	Seasonal space heating energy efficiency under warmer climate conditions	%	262
	17	For space heating, annual energy consumption under colder climate conditions	kWh	3295
	18	For space heating, annual energy consumption under warmer climate conditions	kWh	806
	25	Sound power level L <sub>WA</sub> outdoor	dB	58

2. COMBINATION HEATER

		SUZ-SHWM40VAH(-SC)		
	1	Outdoor unit		
	2	Indoor unit	ERST20D-VM6E	
For medium-temperature application	3	Medium-temperature application	✓	
	5	Declared load profile	L	
	6	Seasonal space heating energy efficiency class	A++	
	7	Water heating energy efficiency class	A+	
	8	Rated heat output under average climate conditions	kW	5
	9	For space heating, annual energy consumption under average climate conditions	kWh	2939
	10	For water heating, annual electricity consumption under average climate conditions	kWh	699
	11	Seasonal space heating energy efficiency under average climate conditions	%	126
	12	Water heating energy efficiency under average climate conditions	%	153
	13	Sound power level L <sub>WA</sub> indoor	dB	41
	14	Work only during off-peak hours		-
	15	Rated heat output under colder climate conditions	kW	5
	16	Rated heat output under warmer climate conditions	kW	4
17	For space heating, annual energy consumption under colder climate conditions	kWh	4678	
18	For space heating, annual energy consumption under warmer climate conditions	kWh	1239	
19	For water heating, annual energy consumption under colder climate conditions	kWh	871	
20	For water heating, annual energy consumption under warmer climate conditions	kWh	604	
21	Seasonal space heating energy efficiency under colder climate conditions	%	102	
22	Seasonal space heating energy efficiency under warmer climate conditions	%	170	
23	Water heating energy efficiency under colder climate conditions	%	123	
24	Water heating energy efficiency under warmer climate conditions	%	178	
25	Sound power level L <sub>WA</sub> outdoor	dB	58	
For low-temperature application	4	Low-temperature application	✓	
	5	Declared load profile	L	
	6	Seasonal space heating energy efficiency class	A+++	
	7	Water heating energy efficiency class	A+	
	8	Rated heat output under average climate conditions	kW	5
	9	For space heating, annual energy consumption under average climate conditions	kWh	2311
	10	For water heating, annual electricity consumption under average climate conditions	kWh	699
	11	Seasonal space heating energy efficiency under average climate conditions	%	176
	12	Water heating energy efficiency under average climate conditions	%	153
	13	Sound power level L <sub>WA</sub> indoor	dB	41
	14	Work only during off-peak hours		-
	15	Rated heat output under colder climate conditions	kW	5
	16	Rated heat output under warmer climate conditions	kW	4
17	For space heating, annual energy consumption under colder climate conditions	kWh	3295	
18	For space heating, annual energy consumption under warmer climate conditions	kWh	806	
19	For water heating, annual energy consumption under colder climate conditions	kWh	871	
20	For water heating, annual energy consumption under warmer climate conditions	kWh	604	
21	Seasonal space heating energy efficiency under colder climate conditions	%	147	
22	Seasonal space heating energy efficiency under warmer climate conditions	%	262	
23	Water heating energy efficiency under colder climate conditions	%	123	
24	Water heating energy efficiency under warmer climate conditions	%	178	
25	Sound power level L <sub>WA</sub> outdoor	dB	58	

	English	Deutsch	Français	Italiano	Español
	Nederlands suomi	Svenska Čeština	Dansk Български	Português Polski	Ελληνικά -
1	Outdoor unit buitenuit Ulkoyksikkö	Außengerät Utomhusenhet	unité extérieure Udendørs enhed	unità esterna unidade exterior	unidad exterior Εξωτερική μονάδα
2	Indoor unit Sisäyksikkö	Innengerät Inomhusenhet	unité intérieure Indendørs enhed	unità interna unidade interior	Εσωτερική μονάδα -
3	Medium-temperature application middentemperatuur-toepassing keskilämpötilan sovellus	Mitteltemperaturanwendung mediumtemperaturapplikation středněteplotní aplikace	l'application à moyenne température middeltemperaturavendelsen среднотемпературното приложение	le applicazioni a media temperatura a aplicação a média temperatura zastosowania w średnich temperaturach	la aplicación de media temperatura η εφαρμογή σε μέση θερμοκρασία -
4	Low-temperature application lagetemperatuur-toepassing matalanlämpötilan sovellus	Niedertemperaturanwendung lågtemperaturapplikation nizkoteplotní aplikace	l'application à basse température lavtemperaturavendelsen нискотемпературни приложения	le applicazioni a bassa temperatura a aplicação a baixa temperatura zastosowania w niskich temperaturach	la aplicación de baja temperatura η εφαρμογή σε χαμηλή θερμοκρασία -
5	Declared load profile Opgegeven capaciteitsprofiel Ilmoitettu kuormitusprofiili	Angegebenes Lastprofil Deklarerad belastningsprofil Deklarovaný zátěžový profil	Profil de soutirage déclaré Angivet forbrugsprofil Обявен товаров профил	Profilo di carico dichiarato Perfil de carga declarado Deklarowany profil obciążenia	Perfil de carga declarado Δηλωμένο προφίλ φορτίου -
6	Seasonal space heating energy efficiency class de seizoengebonden energie-efficiëntieklasse voor ruimteverwarming tilalämmityksen kausittainen energiatehokkuusluokka	die Klasse für die jahreszeitbedingte Raumheizungs-Energieeffizienz säsongrelaterade energieffektivitetsklass vid rumsuppvärmning l'řida sezonní energetické účinnosti vytápění	la classe d'efficacité énergétique saisonnière, pour le chauffage des locaux klassen for årsvirkningsgrad ved rumopvarmning класът на сезонната отоплителна енергийна ефективност	la classe di efficienza energetica stagionale del riscaldamento d'ambiente A classe de eficiência energética do aquecimento ambiente sazonal klasa sezonowej efektywności energetycznej ogrzewania pomieszczeń	la clase de eficiencia energética estacional de calefacción η τάξη ενεργειακής απόδοσης της εποχιακής θέρμανσης χώρου -
7	Water heating energy efficiency class de energie-efficiëntieklasse voor waterverwarming vedenlämmityksen energiatehokkuusluokka	die Klasse für die Warmwasserbereitungs-Energieeffizienz energieeffektivitetsklass vid vattenuppvärmning l'řida energetické účinnosti ohřevu vody	la classe d'efficacité énergétique, pour le chauffage de l'eau klassen for årsvirkningsgrad ved vandopvarmning класът на енергийната ефективност при подгръване на вода	la classe di efficienza energetica del riscaldamento dell'acqua A classe de eficiência energética do aquecimento de água klasa efektywności energetycznej podgrzewania wody	la clase de eficiencia energética del caldeo de agua η τάξη ενεργειακής απόδοσης θέρμανσης νερού -
8	Rated heat output under average climate conditions de nominale warmteafgifte(onder gemiddelde klimaatomstandigheden) nimellislämpöteho(keskimääräisissä ilmasto-olosuhteissa)	die Wärmenennleistung bei durchschnittlichen Klimaverhältnissen den nominella avgivna värmeeffekten(under genomsnittliga klimatförhållanden) jmenovitý tepelný výkon(za průměrných klimatických podmínek)	la puissance thermique nominale dans les conditions climatiques moyennes den nominelle nytteeffekt(under gennemsnitlige klimaforhold) номиналната топлинна мощност(при средни климатични условия)	la potenza termica nominale(in condizioni climatiche medie) A potência calorífica nominal(em condições climáticas médias) znaniowa moc cieplna(w warunkach klimatu umiarkowanego)	la potencia calorífica nominal(en condiciones climáticas medias) η ονομαστική θερμική ισχύς(υπό μέσες κλιματικές συνθήκες) -
9	For space heating, annual energy consumption under average climate conditions voor ruimteverwarming, het jaarlijkse energieverbruik(onder gemiddelde klimaatomstandigheden) tilalämmityksestä vuotuinen energiankulutus(keskimääräisissä ilmasto-olosuhteissa)	für die Raumheizung, den jährlichen Energieverbrauch bei durchschnittlichen Klimaverhältnissen För rumsuppvärmning, årlig energiförbrukning(vid genomsnittliga klimatförhållanden) pro vytápění – roční spotřeba energie za průměrných klimatických podmínek	pour le chauffage des locaux, la consommation annuelle d'énergie(dans les conditions climatiques moyennes) for rumopvarmning det årlige energiforbrug(under gennemsnitlige klimaforhold) за отопление, годишното потребление на енергия(при средни климатични условия)	per il riscaldamento d'ambiente, il consumo annuo di energia(in condizioni climatiche medie) Para o aquecimento ambiente, o consumo anual de energia(em condições climáticas médias) w odniesieniu do ogrzewania pomieszczeń, roczne zużycie energii(w warunkach klimatu umiarkowanego)	para calentar espacios, el consumo anual de energía(en condiciones climáticas medias) για τη θέρμανση χώρου, η ετήσια κατανάλωση ενέργειας(υπό μέσες κλιματικές συνθήκες) -
10	For water heating, annual electricity consumption under average climate conditions voor waterverwarming, het jaarlijkse elektriciteitsverbruik(onder gemiddelde klimaatomstandigheden) vedenlämmityksestä vuotuinen sähkönkulutus(keskimääräisissä ilmasto-olosuhteissa)	für die Warmwasserbereitung, den jährlichen Stromverbrauch bei durchschnittlichen Klimaverhältnissen För vattenuppvärmning, årlig elförbrukning(vid genomsnittliga klimatförhållanden) pro ohřevu vody – roční spotřeba elektrické energie za průměrných klimatických podmínek	pour le chauffage de l'eau, la consommation annuelle d'électricité(dans les conditions climatiques moyennes) for vandopvarmning det årlige elforbrug(under gennemsnitlige klimaforhold) за подгръване на вода, годишното потребление(при средни климатични условия)	per il riscaldamento dell'acqua, il consumo annuo di energia(in condizioni climatiche medie) para o aquecimento de água, o consumo anual de eletricidade(em condições climáticas médias) w odniesieniu do podgrzewania wody, roczne zużycie energii elektrycznej(w warunkach klimatu umiarkowanego)	para calentar agua, el consumo anual de electricidad(en condiciones climáticas medias) για την θέρμανση νερού, η ετήσια κατανάλωση ηλεκτρικής ενέργειας(υπό μέσες κλιματικές συνθήκες) -
11	Seasonal space heating energy efficiency under average climate conditions de seizoengebonden energie-efficiëntie voor ruimteverwarming(onder gemiddelde klimaatomstandigheden) tilalämmityksen kausittainen energiatehokkuus(keskimääräisissä ilmasto-olosuhteissa)	die jahreszeitbedingte Raumheizungs-Energieeffizienz bei durchschnittlichen Klimaverhältnissen Säsongmedelverkningsgrad för rumsuppvärmning(vid genomsnittliga klimatförhållanden) sezonní energetická účinnost vytápění za průměrných klimatických podmínek	l'efficacité énergétique saisonnière pour le chauffage des locaux(dans les conditions climatiques moyennes) årsvirkningsgraden ved rumopvarmning(under gennemsnitlige klimaforhold) сезонната енергийна ефективност при отопление(при средни климатични условия)	l'efficienza energetica stagionale di riscaldamento d'ambiente(in condizioni climatiche medie) A eficiência energética do aquecimento ambiente sazonal(em condições climáticas médias) sezonowa efektywność energetyczna ogrzewania pomieszczeń(w warunkach klimatu umiarkowanego)	la eficiencia energética estacional de calefacción(en condiciones climáticas medias) η ενεργειακή απόδοση της εποχιακής θέρμανσης χώρου(υπό μέσες κλιματικές συνθήκες) -
12	Water heating energy efficiency under average climate conditions de energie-efficiëntie voor waterverwarming(onder gemiddelde klimaatomstandigheden) vedenlämmityksen energiatehokkuus(keskimääräisissä ilmasto-olosuhteissa)	die Warmwasserbereitungs-Energieeffizienz bei durchschnittlichen Klimaverhältnissen Energieeffektivitet ved vattenuppvärmning(vid genomsnittliga klimatförhållanden) energetická účinnost ohřevu vody za průměrných klimatických podmínek	l'efficacité énergétique pour le chauffage de l'eau(dans les conditions climatiques moyennes) energieeffektiviteten ved vandopvarmning(under gennemsnitlige klimaforhold) енергийната ефективност при подгръване на вода(при средни климатични условия)	l'efficienza energetica di riscaldamento dell'acqua(in condizioni climatiche medie) a eficiência energética do aquecimento de água(em condições climáticas médias) efektywność energetyczna podgrzewania wody(w warunkach klimatu umiarkowanego)	la eficiencia energética del caldeo de agua(en condiciones climáticas medias) η ενεργειακή απόδοση θέρμανσης νερού(υπό μέσες κλιματικές συνθήκες) -
13	Sound power level L <sub>WA</sub> indoor het geluidsvermogensniveau L <sub>WA</sub> binnen äänitehotaso L <sub>WA</sub> sisällä	der Schalleistungspegel L <sub>WA</sub> in Gebäuden Ljudeffektnivå L <sub>WA</sub> i inomhus hladina akustického výkonu L <sub>WA</sub> ve vnitřním prostoru	le niveau de puissance acoustique L <sub>WA</sub> à l'intérieur lydeeffektniveauet L <sub>WA</sub> i inde ниво на звуковата мощност L <sub>WA</sub> на закрито	il livello di potenza sonora L <sub>WA</sub> all'interno O nível de potência sonora L <sub>WA</sub> no interior poziom mocy akustycznej L <sub>WA</sub> w pomieszczeniu	el nivel de potencia acústica L <sub>WA</sub> en interiores η στάθμη ηχητικής ισχύος L <sub>WA</sub> εσωτερικού χώρου -
14	Work only during off-peak hours werken uitsluitend in de daluren toimimaan ainoastaan kulutushuippujen ulkopuolella	drivas uteslutande under perioder med låg belastning provou pouze mimo špičku	fonctionner qu'en heures creuses fungere uden for spidsbelastningsperioder работи само в часовете извън върховото натоварване	de funcionar unicamente fora das horas de pico pracować jedynie w godzinach poza szczytowym obciążeniem	funcionar solamente durante las horas de baja demanda λειτουργία μόνο εκτός των ωρών αιχμής -
15	Rated heat output under colder climate conditions de nominale warmteafgifte, onder koudere klimaatomstandigheden nimellislämpöteho, kylmissä ilmasto-olosuhteissa	die Wärmenennleistung bei kälteren Klimaverhältnissen Nominell avgiven värmeeffekt vid kallare klimatförhållanden jmenovitý tepelný výkon za chladnějších klimatických podmínek	la puissance thermique nominale, dans les conditions climatiques plus froides den nominelle nytteeffekt under koldere klimaforhold номиналната топлинна мощност при по-студени климатични условия	la potenza termica nominale, in condizioni climatiche più fredde A potência calorífica nominal em condições climáticas mais frias znaniowa moc cieplna w warunkach klimatu chłodnego	la potencia calorífica nominal en condiciones climáticas más frías η ονομαστική θερμική ισχύς υπό ψυχρότερες κλιματικές συνθήκες -
16	Rated heat output under warmer climate conditions de nominale warmteafgifte, onder warmere klimaatomstandigheden nimellislämpöteho, lämpimissä ilmasto-olosuhteissa	die Wärmenennleistung bei wärmeren Klimaverhältnissen Nominell avgiven värmeeffekt vid varmare klimatförhållanden jmenovitý tepelný výkon za teplejších klimatických podmínek	la puissance thermique nominale, dans les conditions climatiques plus chaudes den nominelle nytteeffekt under varmere klimaforhold номиналната топлинна мощност при по-топли климатични условия	la potenza termica nominale, in condizioni climatiche più calde A potência calorífica nominal em condições climáticas mais quentes znaniowa moc cieplna w warunkach klimatu ciepłego	la potencia calorífica nominal en condiciones climáticas más cálidas η ονομαστική θερμική ισχύς υπό θερμότερες κλιματικές συνθήκες -
17	For space heating, annual energy consumption under colder climate conditions voor ruimteverwarming, het jaarlijkse energieverbruik onder koudere klimaatomstandigheden tilalämmityksestä vuotuinen energiankulutus kylmissä ilmasto-olosuhteissa	für die Raumheizung, der jährliche Energieverbrauch bei kälteren Klimaverhältnissen För rumsuppvärmning, årlig energiförbrukning under kallare klimatförhållanden pro vytápění – roční spotřeba energie za chladnějších klimatických podmínek	pour le chauffage des locaux, la consommation annuelle d'énergie, dans les conditions climatiques plus froides for rumopvarmning det årlige energiforbrug under koldere klimaforhold за отопление, годишното потребление на енергия при по-студени климатични условия	per il riscaldamento d'ambiente, il consumo annuo di energia, in condizioni climatiche più fredde Para o aquecimento ambiente, o consumo anual de energia em condições climáticas mais frias w odniesieniu do ogrzewania pomieszczeń, roczne zużycie energii w warunkach klimatu chłodnego	para calentar espacios, el consumo anual de energía en condiciones climáticas más frías για θέρμανση χώρου, η ετήσια κατανάλωση ενέργειας υπό ψυχρότερες κλιματικές συνθήκες -
18	For space heating, annual energy consumption under warmer climate conditions voor ruimteverwarming, het jaarlijkse energieverbruik onder warmere klimaatomstandigheden tilalämmityksestä vuotuinen energiankulutus lämpimissä ilmasto-olosuhteissa	für die Raumheizung, der jährliche Energieverbrauch bei wärmeren Klimaverhältnissen För rumsuppvärmning, årlig energiförbrukning under varmare klimatförhållanden pro vytápění – roční spotřeba energie za teplejších klimatických podmínek	pour le chauffage des locaux, la consommation annuelle d'énergie, dans les conditions climatiques plus chaudes for rumopvarmning det årlige energiforbrug under varmere klimaforhold за отопление, годишното потребление на енергия при по-топли климатични условия	per il riscaldamento d'ambiente, il consumo annuo di energia, in condizioni climatiche più calde Para o aquecimento ambiente, o consumo anual de energia em condições climáticas mais quentes w odniesieniu do ogrzewania pomieszczeń, roczne zużycie energii w warunkach klimatu ciepłego	para calentar espacios, el consumo anual de energía en condiciones climáticas más cálidas για θέρμανση χώρου, η ετήσια κατανάλωση ενέργειας υπό θερμότερες κλιματικές συνθήκες -
19	For water heating, annual energy consumption under colder climate conditions voor waterverwarming, het jaarlijkse elektriciteitsverbruik onder koudere klimaatomstandigheden vedenlämmityksestä vuotuinen sähkönkulutus kylmissä ilmasto-olosuhteissa	für die Warmwasserbereitung, der jährliche Stromverbrauch bei kälteren Klimaverhältnissen För vattenuppvärmning, årlig elförbrukning under kallare klimatförhållanden pro ohřevu vody – roční spotřeba elektrické energie za chladnějších klimatických podmínek	pour le chauffage de l'eau, la consommation annuelle d'électricité, dans les conditions climatiques plus froides for vandopvarmning det årlige elforbrug under koldere klimaforhold за подгръване на вода, годишното потребление на електроенергия при по-студени климатични условия	per il riscaldamento dell'acqua, il consumo annuo di energia, in condizioni climatiche più fredde para o aquecimento de água, o consumo anual de eletricidade em condições climáticas mais frias w odniesieniu do podgrzewania wody, roczne zużycie energii elektrycznej w warunkach klimatu chłodnego	para calentar agua, el consumo anual de electricidad en condiciones climáticas más frías για θέρμανση νερού, η ετήσια κατανάλωση ηλεκτρικής ενέργειας υπό ψυχρότερες κλιματικές συνθήκες -
20	For water heating, annual energy consumption under warmer climate conditions voor waterverwarming, het jaarlijkse elektriciteitsverbruik onder warmere klimaatomstandigheden vedenlämmityksestä vuotuinen sähkönkulutus lämpimissä ilmasto-olosuhteissa	für die Warmwasserbereitung, der jährliche Stromverbrauch bei wärmeren Klimaverhältnissen För vattenuppvärmning, årlig elförbrukning under varmare klimatförhållanden pro ohřevu vody – roční spotřeba elektrické energie za teplejších klimatických podmínek	pour le chauffage de l'eau, la consommation annuelle d'électricité, dans les conditions climatiques plus chaudes for vandopvarmning det årlige elforbrug under varmere klimaforhold за подгръване на вода, годишното потребление на електроенергия при по-топли климатични условия	per il riscaldamento dell'acqua, il consumo annuo di energia, in condizioni climatiche più calde para o aquecimento de água, o consumo anual de eletricidade em condições climáticas mais quentes w odniesieniu do podgrzewania wody, roczne zużycie energii elektrycznej w warunkach klimatu ciepłego	para calentar agua, el consumo anual de electricidad en condiciones climáticas más cálidas για θέρμανση νερού, η ετήσια κατανάλωση ηλεκτρικής ενέργειας υπό θερμότερες κλιματικές συνθήκες -
21	Seasonal space heating energy efficiency under colder climate conditions de seizoengebonden energie-efficiëntie voor ruimteverwarming onder koudere klimaatomstandigheden tilalämmityksen kausittainen energiatehokkuus kylmissä ilmasto-olosuhteissa	die jahreszeitbedingte Raumheizungs-Energieeffizienz bei kälteren Klimaverhältnissen Säsongmedelverkningsgrad för rumsuppvärmning under kallare klimatförhållanden sezonní energetická účinnost vytápění za chladnějších klimatických podmínek	l'efficacité énergétique saisonnière pour le chauffage des locaux, dans les conditions climatiques plus froides årsvirkningsgraden ved rumopvarmning under koldere klimaforhold сезонната енергийна ефективност при отопление при по-студени климатични условия	l'efficienza energetica stagionale di riscaldamento d'ambiente in condizioni climatiche più fredde A eficiência energética do aquecimento ambiente sazonal em condições climáticas mais frias sezonowa efektywność energetyczna ogrzewania pomieszczeń w warunkach klimatu chłodnego	la eficiencia energética estacional de calefacción en condiciones climáticas más frías η ενεργειακή απόδοση της εποχιακής θέρμανσης χώρου υπό ψυχρότερες κλιματικές συνθήκες -
22	Seasonal space heating energy efficiency under warmer climate conditions de seizoengebonden energie-efficiëntie voor ruimteverwarming onder warmere klimaatomstandigheden tilalämmityksen kausittainen energiatehokkuus lämpimissä ilmasto-olosuhteissa	die jahreszeitbedingte Raumheizungs-Energieeffizienz bei wärmeren Klimaverhältnissen Säsongmedelverkningsgrad för rumsuppvärmning under varmare klimatförhållanden sezonní energetická účinnost vytápění za teplejších klimatických podmínek	l'efficacité énergétique saisonnière pour le chauffage des locaux, dans les conditions climatiques plus chaudes årsvirkningsgraden ved rumopvarmning under varmere klimaforhold сезонната енергийна ефективност при отопление при по-топли климатични условия	l'efficienza energetica stagionale di riscaldamento d'ambiente in condizioni climatiche più calde A eficiência energética do aquecimento ambiente sazonal em condições climáticas mais quentes sezonowa efektywność energetyczna ogrzewania pomieszczeń w warunkach klimatu ciepłego	la eficiencia energética estacional de calefacción en condiciones climáticas más cálidas η ενεργειακή απόδοση της εποχιακής θέρμανσης χώρου υπό θερμότερες κλιματικές συνθήκες -
23	Water heating energy efficiency under colder climate conditions de energie-efficiëntie voor waterverwarming onder koudere klimaatomstandigheden vedenlämmityksen energiatehokkuus kylmissä ilmasto-olosuhteissa	die Warmwasserbereitungs-Energieeffizienz bei kälteren Klimaverhältnissen Energieeffektivitet ved vattenuppvärmning under kallare klimatförhållanden energetická účinnost ohřevu vody za chladnějších klimatických podmínek	l'efficacité énergétique pour le chauffage de l'eau, dans les conditions climatiques plus froides energieeffektiviteten ved vandopvarmning under koldere klimaforhold енергийната ефективност при подгръване на вода при по-студени климатични условия	l'efficienza energetica di riscaldamento dell'acqua in condizioni climatiche più fredde a eficiência energética do aquecimento de água em condições climáticas mais frias efektywność energetyczna podgrzewania wody w warunkach klimatu chłodnego	la eficiencia energética de caldeo de agua en condiciones climáticas más frías η ενεργειακή απόδοση της θέρμανσης νερού υπό ψυχρότερες κλιματικές συνθήκες -
24	Water heating energy efficiency under warmer climate conditions de energie-efficiëntie voor waterverwarming onder warmere klimaatomstandigheden vedenlämmityksen energiatehokkuus lämpimissä ilmasto-olosuhteissa	die Warmwasserbereitungs-Energieeffizienz bei wärmeren Klimaverhältnissen Energieeffektivitet ved vattenuppvärmning under varmare klimatförhållanden energetická účinnost ohřevu vody za teplejších klimatických podmínek	l'efficacité énergétique pour le chauffage de l'eau, dans les conditions climatiques plus chaudes energieeffektiviteten ved vandopvarmning under varmere klimaforhold енергийната ефективност при подгръване на вода при по-топли климатични условия	l'efficienza energetica di riscaldamento dell'acqua in condizioni climatiche più calde a eficiência energética do aquecimento de água em condições climáticas mais quentes efektywność energetyczna podgrzewania wody w warunkach klimatu ciepłego	la eficiencia energética de caldeo de agua en condiciones climáticas más cálidas η ενεργειακή απόδοση της θέρμανσης νερού υπό θερμότερες κλιματικές συνθήκες -
25	Sound power level L <sub>WA</sub> outdoor het geluidsvermogensniveau L <sub>WA</sub> buiten äänitehotaso L <sub>WA</sub> ulkona	der Schalleistungspegel L <sub>WA</sub> im Freien Ljudeffektnivå L <sub>WA</sub> i utomhus hladina akustického výkonu L <sub>WA</sub> ve venkovním prostoru	le niveau de puissance acoustique L <sub>WA</sub> à l'extérieur lydeeffektniveau L <sub>WA</sub> i ude ниво на звуковата мощност L <sub>WA</sub> на открито	il livello di potenza sonora L <sub>WA</sub> all'esterno O nível de potência sonora L <sub>WA</sub> no exterior poziom mocy akustycznej L <sub>WA</sub> na zewnątrz	el nivel de potencia acústica L <sub>WA</sub> en exteriores η στάθμη ηχητικής ισχύος L <sub>WA</sub> εξωτερικού χώρου -

# PRODUCT INFORMATION / TECHNICAL DOCUMENTATION

Model(s):	Outdoor unit:	SUZ-SHWM40VAH(-SC)
	Indoor unit:	ERST20D-VM6E
Air-to-water heat pump:		yes
Water-to-water heat pump:		no
Brine-to-water heat pump:		no
Low-temperature heat pump:		no
Equipped with a supplementary heater:		yes
Heat pump combination heater:		yes
Parameters for		medium-temperature application.
Parameters for		average climate conditions.

Item	Symbol	Value	Unit
Rated heat output (*)	Prated	4.6	kW
Declared capacity for heating for part load at indoor temperature 20°C and outdoor temperature T <sub>j</sub>			
T <sub>j</sub> = -7°C	P <sub>dh</sub>	4.1	kW
Degradation co-efficient(**)	C <sub>dh</sub>	0.99	
T <sub>j</sub> = +2°C	P <sub>dh</sub>	2.8	kW
Degradation co-efficient(**)	C <sub>dh</sub>	0.98	
T <sub>j</sub> = +7°C	P <sub>dh</sub>	2.6	kW
Degradation co-efficient(**)	C <sub>dh</sub>	0.97	
T <sub>j</sub> = +12°C	P <sub>dh</sub>	3.0	kW
Degradation co-efficient(**)	C <sub>dh</sub>	0.96	
T <sub>j</sub> = bivalent temperature	P <sub>dh</sub>	4.6	kW
T <sub>j</sub> = operation limit temperature(***)	P <sub>dh</sub>	4.6	kW
Bivalent temperature	T <sub>biv</sub>	-10	°C
Reference design conditions for space heating	T <sub>designh</sub>	-10	°C
Power consumption in modes other than active mode			
Off mode	P <sub>OFF</sub>	0.015	kW
Thermostat-off mode	P <sub>TO</sub>	0.015	kW
Standby mode	P <sub>SB</sub>	0.015	kW
Crankcase heater mode	P <sub>CK</sub>	0.000	kW

Item	Symbol	Value	Unit
Seasonal space heating energy efficiency	η <sub>s</sub>	126	%
Declared coefficient of performance or primary energy ratio for part load at indoor temperature 20°C and outdoor temperature T <sub>j</sub>			
T <sub>j</sub> = -7°C	COP <sub>d</sub>	2.14	
T <sub>j</sub> = +2°C	COP <sub>d</sub>	2.91	
T <sub>j</sub> = +7°C	COP <sub>d</sub>	4.62	
T <sub>j</sub> = +12°C	COP <sub>d</sub>	7.16	
T <sub>j</sub> = bivalent temperature	COP <sub>d</sub>	1.66	
T <sub>j</sub> = operation limit temperature(***)	COP <sub>d</sub>	1.66	
Operation limit temperature	TOL	-25	°C
Heating water operating limit temperature	WTOL	60	°C
Supplementary heater			
Rated heat output(*)	P <sub>sup</sub>	0.0	kW
Type of energy input		Electrical	


Other items			
Capacity control		variable	
Sound power level, indoors/outdoors	L <sub>WA</sub>	41 / 58	dB
Annual energy consumption	Q <sub>HE</sub>	2939	kWh
Rated air flow rate, outdoors			
		1810	m <sup>3</sup> /h

For heat pump combination heater:			
Declared load profile		L	
Daily electricity consumption	Q <sub>elec</sub>	3.180	kWh
Annual electricity consumption	AEC	699	kWh
Water heating energy efficiency			
	η <sub>wh</sub>	153	%

Contact details

MITSUBISHI ELECTRIC CONSUMER PRODUCTS (THAILAND) CO., LTD. 700/406 moo 7, Tambon don hua roh, Amphur muang, chonburi 20000, Thailand

The identification and signature of the person empowered to bind the supplier:

 Tadashi SAITO  
 Manager, Quality Assurance Department  
 THAILAND

· Details and precautions on installation, maintenance and assembly can be found in the installation and or operation manuals.  
 · Details and precautions on recycling and/or disposal at end-of-life can be found in the installation and or operation manuals.  
 (\*) For heat pump space heaters and heat pump combination heaters, the rated heat output Prated is equal to the design load for heating Pdesignh, and the rated heat output of a supplementary heater Psup is equal to the supplementary capacity for heating sup(Tj).  
 (\*\*) If Cdh is not determined by measurement then the default degradation coefficient is Cdh = 0,9.  
 (\*\*\*) If the declared TOL is lower than the T designh of the considered climate then the outdoor dry bulb temperature Tj is equal to T designh.

# PRODUCT INFORMATION / TECHNICAL DOCUMENTATION

Model(s):	Outdoor unit:	SUZ-SHWM40VAH(-SC)
	Indoor unit:	ERST20D-VM6E
Air-to-water heat pump:		yes
Water-to-water heat pump:		no
Brine-to-water heat pump:		no
Low-temperature heat pump:		no
Equipped with a supplementary heater:		yes
Heat pump combination heater:		yes
Parameters for		low-temperature application.
Parameters for		average climate conditions.

Item	Symbol	Value	Unit
Rated heat output (*)	Prated	5.0	kW
Declared capacity for heating for part load at indoor temperature 20°C and outdoor temperature T <sub>j</sub>			
T <sub>j</sub> = -7°C	P <sub>dh</sub>	4.5	kW
Degradation co-efficient(**)	C <sub>dh</sub>	0.99	
T <sub>j</sub> = +2°C	P <sub>dh</sub>	3.2	kW
Degradation co-efficient(**)	C <sub>dh</sub>	0.98	
T <sub>j</sub> = +7°C	P <sub>dh</sub>	3.0	kW
Degradation co-efficient(**)	C <sub>dh</sub>	0.97	
T <sub>j</sub> = +12°C	P <sub>dh</sub>	3.4	kW
Degradation co-efficient(**)	C <sub>dh</sub>	0.95	
T <sub>j</sub> = bivalent temperature	P <sub>dh</sub>	5.0	kW
T <sub>j</sub> = operation limit temperature(***)	P <sub>dh</sub>	5.0	kW
Bivalent temperature	T <sub>biv</sub>	-10	°C
Reference design conditions for space heating	T <sub>designh</sub>	-10	°C
Power consumption in modes other than active mode			
Off mode	P <sub>OFF</sub>	0.015	kW
Thermostat-off mode	P <sub>TO</sub>	0.015	kW
Standby mode	P <sub>SB</sub>	0.015	kW
Crankcase heater mode	P <sub>CK</sub>	0.000	kW

Item	Symbol	Value	Unit
Seasonal space heating energy efficiency	η <sub>s</sub>	176	%
Declared coefficient of performance or primary energy ratio for part load at indoor temperature 20°C and outdoor temperature T <sub>j</sub>			
T <sub>j</sub> = -7°C	COP <sub>d</sub>	2.57	
T <sub>j</sub> = +2°C	COP <sub>d</sub>	4.29	
T <sub>j</sub> = +7°C	COP <sub>d</sub>	6.19	
T <sub>j</sub> = +12°C	COP <sub>d</sub>	10.44	
T <sub>j</sub> = bivalent temperature	COP <sub>d</sub>	2.37	
T <sub>j</sub> = operation limit temperature(***)	COP <sub>d</sub>	2.37	
Operation limit temperature	TOL	-25	°C
Heating water operating limit temperature	WTOL	60	°C
Supplementary heater			
Rated heat output(*)	P <sub>sup</sub>	0.0	kW
Type of energy input		Electrical	

Other items			
Capacity control		variable	
Sound power level, indoors/outdoors	L <sub>WA</sub>	41 / 58	dB
Annual energy consumption	Q <sub>HE</sub>	2311	kWh
Rated air flow rate, outdoors		1810	m <sup>3</sup> /h

For heat pump combination heater:			
Declared load profile		L	
Daily electricity consumption	Q <sub>elec</sub>	3.180	kWh
Annual electricity consumption	AEC	699	kWh
Water heating energy efficiency		η <sub>wh</sub>	153 %

Contact details			
MITSUBISHI ELECTRIC CONSUMER PRODUCTS (THAILAND) CO., LTD.		700/406 moo 7, Tambon don hua roh, Amphur muang, chonburi 20000, Thailand	
The identification and signature of the person empowered to bind the supplier:			
The signature is signed in the average climate / medium-temperature section.		Tadashi SAITO Manager, Quality Assurance Department THAILAND	

· Details and precautions on installation, maintenance and assembly can be found in the installation and or operation manuals.  
 · Details and precautions on recycling and/or disposal at end-of-life can be found in the installation and or operation manuals.  
 (\*) For heat pump space heaters and heat pump combination heaters, the rated heat output Prated is equal to the design load for heating Pdesignh, and the rated heat output of a supplementary heater Psup is equal to the supplementary capacity for heating sup(Tj).  
 (\*\*) If Cdh is not determined by measurement then the default degradation coefficient is Cdh = 0,9.  
 (\*\*\*) If the declared TOL is lower than the T designh of the considered climate then the outdoor dry bulb temperature Tj is equal to T designh.

# PRODUCT INFORMATION / TECHNICAL DOCUMENTATION

Model(s):	Outdoor unit:	SUZ-SHWM40VAH(-SC)
	Indoor unit:	ERST20D-VM6E
Air-to-water heat pump:		yes
Water-to-water heat pump:		no
Brine-to-water heat pump:		no
Low-temperature heat pump:		no
Equipped with a supplementary heater:		yes
Heat pump combination heater:		yes
Parameters for		medium-temperature application.
Parameters for		colder climate conditions.

Item	Symbol	Value	Unit
Rated heat output (*)	Prated	5.0	kW
Declared capacity for heating for part load at indoor temperature 20°C and outdoor temperature T <sub>j</sub>			
T <sub>j</sub> = -7°C	P <sub>dh</sub>	3.2	kW
Degradation co-efficient(**)	C <sub>dh</sub>	0.99	
T <sub>j</sub> = +2°C	P <sub>dh</sub>	2.8	kW
Degradation co-efficient(**)	C <sub>dh</sub>	0.98	
T <sub>j</sub> = +7°C	P <sub>dh</sub>	3.0	kW
Degradation co-efficient(**)	C <sub>dh</sub>	0.98	
T <sub>j</sub> = +12°C	P <sub>dh</sub>	3.3	kW
Degradation co-efficient(**)	C <sub>dh</sub>	0.96	
T <sub>j</sub> = bivalent temperature	P <sub>dh</sub>	4.1	kW
T <sub>j</sub> = operation limit temperature(***)	P <sub>dh</sub>	3.7	kW
T <sub>j</sub> = -15°C (if TOL < -20°C)	P <sub>dh</sub>	4.1	kW
Bivalent temperature	T <sub>biv</sub>	-15	°C
Reference design conditions for space heating	T <sub>designh</sub>	-22	°C
Power consumption in modes other than active mode			
Off mode	P <sub>OFF</sub>	0.015	kW
Thermostat-off mode	P <sub>TO</sub>	0.015	kW
Standby mode	P <sub>SB</sub>	0.015	kW
Crankcase heater mode	P <sub>CK</sub>	0.000	kW

Item	Symbol	Value	Unit
Seasonal space heating energy efficiency	η <sub>s</sub>	102	%
Declared coefficient of performance or primary energy ratio for part load at indoor temperature 20°C and outdoor temperature T <sub>j</sub>			
T <sub>j</sub> = -7°C	COP <sub>d</sub>	2.26	
T <sub>j</sub> = +2°C	COP <sub>d</sub>	3.16	
T <sub>j</sub> = +7°C	COP <sub>d</sub>	4.76	
T <sub>j</sub> = +12°C	COP <sub>d</sub>	9.81	
T <sub>j</sub> = bivalent temperature	COP <sub>d</sub>	1.31	
T <sub>j</sub> = operation limit temperature(***)	COP <sub>d</sub>	1.25	
T <sub>j</sub> = -15°C (if TOL < -20°C)	COP <sub>d</sub>	1.31	
Operation limit temperature	TOL	-18	°C
Heating water operating limit temperature	WTOL	60	°C
Supplementary heater			
Rated heat output(*)	P <sub>sup</sub>	5.0	kW
Type of energy input		Electrical	

Other items			
Capacity control		variable	
Sound power level, indoors/outdoors	L <sub>WA</sub>	41 / 58	dB
Annual energy consumption	Q <sub>HE</sub>	4678	kWh
Rated air flow rate, outdoors		1810	m <sup>3</sup> /h

For heat pump combination heater:			
Declared load profile		L	
Daily electricity consumption	Q <sub>elec</sub>	3.960	kWh
Annual electricity consumption	AEC	871	kWh
Water heating energy efficiency		η <sub>wh</sub>	123 %

Contact details		MITSUBISHI ELECTRIC CONSUMER PRODUCTS (THAILAND) CO., LTD.	700/406 moo 7, Tambon don hua roh, Amphur muang, chonburi 20000, Thailand
The identification and signature of the person empowered to bind the supplier:		Tadashi SAITO Manager, Quality Assurance Department THAILAND	
The signature is signed in the average climate / medium-temperature section.			

· Details and precautions on installation, maintenance and assembly can be found in the installation and or operation manuals.  
 · Details and precautions on recycling and/or disposal at end-of-life can be found in the installation and or operation manuals.  
 (\*) For heat pump space heaters and heat pump combination heaters, the rated heat output Prated is equal to the design load for heating Pdesignh, and the rated heat output of a supplementary heater Psup is equal to the supplementary capacity for heating sup(Tj).  
 (\*\*) If Cdh is not determined by measurement then the default degradation coefficient is Cdh = 0,9.  
 (\*\*\*) If the declared TOL is lower than the T designh of the considered climate then the outdoor dry bulb temperature Tj is equal to T designh.

# PRODUCT INFORMATION / TECHNICAL DOCUMENTATION

Model(s):	Outdoor unit:	SUZ-SHWM40VAH(-SC)
	Indoor unit:	ERST20D-VM6E
Air-to-water heat pump:		yes
Water-to-water heat pump:		no
Brine-to-water heat pump:		no
Low-temperature heat pump:		no
Equipped with a supplementary heater:		yes
Heat pump combination heater:		yes
Parameters for		low-temperature application.
Parameters for		colder climate conditions.

Item	Symbol	Value	Unit
Rated heat output (*)	Prated	5.0	kW
Declared capacity for heating for part load at indoor temperature 20°C and outdoor temperature T <sub>j</sub>			
T <sub>j</sub> = -7°C	P <sub>dh</sub>	3.1	kW
Degradation co-efficient(**)	C <sub>dh</sub>	0.98	
T <sub>j</sub> = +2°C	P <sub>dh</sub>	2.8	kW
Degradation co-efficient(**)	C <sub>dh</sub>	0.98	
T <sub>j</sub> = +7°C	P <sub>dh</sub>	3.1	kW
Degradation co-efficient(**)	C <sub>dh</sub>	0.97	
T <sub>j</sub> = +12°C	P <sub>dh</sub>	3.0	kW
Degradation co-efficient(**)	C <sub>dh</sub>	0.95	
T <sub>j</sub> = bivalent temperature	P <sub>dh</sub>	4.1	kW
T <sub>j</sub> = operation limit temperature(***)	P <sub>dh</sub>	4.2	kW
T <sub>j</sub> = -15°C (if TOL < -20°C)	P <sub>dh</sub>	4.1	kW
Bivalent temperature	T <sub>biv</sub>	-15	°C
Reference design conditions for space heating	T <sub>designh</sub>	-22	°C
Power consumption in modes other than active mode			
Off mode	P <sub>OFF</sub>	0.015	kW
Thermostat-off mode	P <sub>TO</sub>	0.015	kW
Standby mode	P <sub>SB</sub>	0.015	kW
Crankcase heater mode	P <sub>CK</sub>	0.000	kW

Item	Symbol	Value	Unit
Seasonal space heating energy efficiency	η <sub>s</sub>	147	%
Declared coefficient of performance or primary energy ratio for part load at indoor temperature 20°C and outdoor temperature T <sub>j</sub>			
T <sub>j</sub> = -7°C	COP <sub>d</sub>	3.27	
T <sub>j</sub> = +2°C	COP <sub>d</sub>	4.52	
T <sub>j</sub> = +7°C	COP <sub>d</sub>	6.38	
T <sub>j</sub> = +12°C	COP <sub>d</sub>	9.73	
T <sub>j</sub> = bivalent temperature	COP <sub>d</sub>	1.86	
T <sub>j</sub> = operation limit temperature(***)	COP <sub>d</sub>	1.80	
T <sub>j</sub> = -15°C (if TOL < -20°C)	COP <sub>d</sub>	1.86	
Operation limit temperature	TOL	-25	°C
Heating water operating limit temperature	WTOL	60	°C
Supplementary heater			
Rated heat output(*)	P <sub>sup</sub>	0.8	kW
Type of energy input	Electrical		

Other items			
Capacity control	variable		
Sound power level, indoors/outdoors	L <sub>WA</sub>	41 / 58	dB
Annual energy consumption	Q <sub>HE</sub>	3295	kWh
Rated air flow rate, outdoors			
		1810	m <sup>3</sup> /h

For heat pump combination heater:			
Declared load profile	L		
Daily electricity consumption	Q <sub>elec</sub>	3.960	kWh
Annual electricity consumption	AEC	871	kWh
Water heating energy efficiency			
		η <sub>wh</sub>	123 %

Contact details	
MITSUBISHI ELECTRIC CONSUMER PRODUCTS (THAILAND) CO., LTD.	700/406 moo 7, Tambon don hua roh, Amphur muang, chonburi 20000, Thailand
The identification and signature of the person empowered to bind the supplier:	
The signature is signed in the average climate / medium-temperature section.	Tadashi SAITO Manager, Quality Assurance Department THAILAND

- Details and precautions on installation, maintenance and assembly can be found in the installation and or operation manuals.
- Details and precautions on recycling and/or disposal at end-of-life can be found in the installation and or operation manuals.
- (\*) For heat pump space heaters and heat pump combination heaters, the rated heat output Prated is equal to the design load for heating P<sub>designh</sub>, and the rated heat output of a supplementary heater P<sub>sup</sub> is equal to the supplementary capacity for heating sup(T<sub>j</sub>).
- (\*\*) If C<sub>dh</sub> is not determined by measurement then the default degradation coefficient is C<sub>dh</sub> = 0,9.
- (\*\*\*) If the declared TOL is lower than the T<sub>designh</sub> of the considered climate then the outdoor dry bulb temperature T<sub>j</sub> is equal to T<sub>designh</sub>.

This information is based on EU regulation No 811/2013 and No 813/2013.

# PRODUCT INFORMATION / TECHNICAL DOCUMENTATION

Model(s):	Outdoor unit:	SUZ-SHWM40VAH(-SC)
	Indoor unit:	ERST20D-VM6E
Air-to-water heat pump:		yes
Water-to-water heat pump:		no
Brine-to-water heat pump:		no
Low-temperature heat pump:		no
Equipped with a supplementary heater:		yes
Heat pump combination heater:		yes
Parameters for		medium-temperature application.
Parameters for		warmer climate conditions.

Item	Symbol	Value	Unit
Rated heat output (*)	Prated	4.0	kW
Declared capacity for heating for part load at indoor temperature 20°C and outdoor temperature T <sub>j</sub>			
T <sub>j</sub> = - 7°C	P <sub>dh</sub>	-	kW
Degradation co-efficient(**)	C <sub>dh</sub>	-	
T <sub>j</sub> = + 2°C	P <sub>dh</sub>	4.0	kW
Degradation co-efficient(**)	C <sub>dh</sub>	0.99	
T <sub>j</sub> = + 7°C	P <sub>dh</sub>	3.3	kW
Degradation co-efficient(**)	C <sub>dh</sub>	0.98	
T <sub>j</sub> = + 12°C	P <sub>dh</sub>	2.9	kW
Degradation co-efficient(**)	C <sub>dh</sub>	0.97	
T <sub>j</sub> = bivalent temperature	P <sub>dh</sub>	4.0	kW
T <sub>j</sub> = operation limit temperature(***)	P <sub>dh</sub>	4.0	kW
Bivalent temperature	T <sub>biv</sub>	2	°C
Reference design conditions for space heating	T <sub>designh</sub>	2	°C
Power consumption in modes other than active mode			
Off mode	P <sub>OFF</sub>	0.015	kW
Thermostat-off mode	P <sub>TO</sub>	0.015	kW
Standby mode	P <sub>SB</sub>	0.015	kW
Crankcase heater mode	P <sub>CK</sub>	0.000	kW

Item	Symbol	Value	Unit
Seasonal space heating energy efficiency	η <sub>s</sub>	170	%
Declared coefficient of performance or primary energy ratio for part load at indoor temperature 20°C and outdoor temperature T <sub>j</sub>			
T <sub>j</sub> = - 7°C	COP <sub>d</sub>	-	
T <sub>j</sub> = + 2°C	COP <sub>d</sub>	2.26	
T <sub>j</sub> = + 7°C	COP <sub>d</sub>	3.50	
T <sub>j</sub> = + 12°C	COP <sub>d</sub>	6.22	
T <sub>j</sub> = bivalent temperature	COP <sub>d</sub>	2.26	
T <sub>j</sub> = operation limit temperature(***)	COP <sub>d</sub>	2.26	
Operation limit temperature	TOL	-25	°C
Heating water operating limit temperature	WTOL	60	°C
Supplementary heater			
Rated heat output(*)	P <sub>sup</sub>	0.0	kW
Type of energy input		Electrical	

Other items			
Capacity control		variable	
Sound power level, indoors/outdoors	L <sub>WA</sub>	41 / 58	dB
Annual energy consumption	Q <sub>HE</sub>	1239	kWh

Rated air flow rate, outdoors		1810	m <sup>3</sup> /h
-------------------------------	--	------	-------------------

For heat pump combination heater:			
Declared load profile		L	
Daily electricity consumption	Q <sub>elec</sub>	2.750	kWh
Annual electricity consumption	AEC	604	kWh

Water heating energy efficiency	η <sub>wh</sub>	178	%
---------------------------------	-----------------	-----	---

Contact details		MITSUBISHI ELECTRIC CONSUMER PRODUCTS (THAILAND) CO., LTD.	700/406 moo 7, Tambon don hua roh, Amphur muang, chonburi 20000, Thailand
The identification and signature of the person empowered to bind the supplier:			
The signature is signed in the average climate / medium-temperature section.		Tadashi SAITO	Manager, Quality Assurance Department
		THAILAND	

- Details and precautions on installation, maintenance and assembly can be found in the installation and or operation manuals.
- Details and precautions on recycling and/or disposal at end-of-life can be found in the installation and or operation manuals.
- (\*) For heat pump space heaters and heat pump combination heaters, the rated heat output Prated is equal to the design load for heating Pdesignh, and the rated heat output of a supplementary heater Psup is equal to the supplementary capacity for heating sup(Tj).
- (\*\*) If Cdh is not determined by measurement then the default degradation coefficient is Cdh = 0,9.
- (\*\*\*) If the declared TOL is lower than the T designh of the considered climate then the outdoor dry bulb temperature Tj is equal to T designh.

This information is based on EU regulation No 811/2013 and No 813/2013.



# PRODUCT INFORMATION / TECHNICAL DOCUMENTATION

Model(s):	Outdoor unit:	SUZ-SHWM40VAH(-SC)
	Indoor unit:	ERST20D-VM6E
Air-to-water heat pump:		yes
Water-to-water heat pump:		no
Brine-to-water heat pump:		no
Low-temperature heat pump:		no
Equipped with a supplementary heater:		yes
Heat pump combination heater:		yes
Parameters for		low-temperature application.
Parameters for		warmer climate conditions.

Item	Symbol	Value	Unit
Rated heat output (*)	Prated	4.0	kW
Declared capacity for heating for part load at indoor temperature 20°C and outdoor temperature T <sub>j</sub>			
T <sub>j</sub> = -7°C	P <sub>dh</sub>	-	kW
Degradation co-efficient(**)	C <sub>dh</sub>	-	
T <sub>j</sub> = +2°C	P <sub>dh</sub>	4.0	kW
Degradation co-efficient(**)	C <sub>dh</sub>	0.99	
T <sub>j</sub> = +7°C	P <sub>dh</sub>	3.4	kW
Degradation co-efficient(**)	C <sub>dh</sub>	0.98	
T <sub>j</sub> = +12°C	P <sub>dh</sub>	3.3	kW
Degradation co-efficient(**)	C <sub>dh</sub>	0.96	
T <sub>j</sub> = bivalent temperature	P <sub>dh</sub>	4.0	kW
T <sub>j</sub> = operation limit temperature(***)	P <sub>dh</sub>	4.0	kW
Bivalent temperature	T <sub>biv</sub>	2	°C
Reference design conditions for space heating	T <sub>designh</sub>	2	°C
Power consumption in modes other than active mode			
Off mode	P <sub>OFF</sub>	0.015	kW
Thermostat-off mode	P <sub>TO</sub>	0.015	kW
Standby mode	P <sub>SB</sub>	0.015	kW
Crankcase heater mode	P <sub>CK</sub>	0.000	kW

Item	Symbol	Value	Unit
Seasonal space heating energy efficiency	η <sub>s</sub>	262	%
Declared coefficient of performance or primary energy ratio for part load at indoor temperature 20°C and outdoor temperature T <sub>j</sub>			
T <sub>j</sub> = -7°C	COP <sub>d</sub>	-	
T <sub>j</sub> = +2°C	COP <sub>d</sub>	3.58	
T <sub>j</sub> = +7°C	COP <sub>d</sub>	5.49	
T <sub>j</sub> = +12°C	COP <sub>d</sub>	9.75	
T <sub>j</sub> = bivalent temperature	COP <sub>d</sub>	3.58	
T <sub>j</sub> = operation limit temperature(***)	COP <sub>d</sub>	3.58	
Operation limit temperature	TOL	-25	°C
Heating water operating limit temperature	WTOL	60	°C
Supplementary heater			
Rated heat output(*)	P <sub>sup</sub>	0.0	kW
Type of energy input		Electrical	

Other items			
Capacity control		variable	
Sound power level, indoors/outdoors	L <sub>WA</sub>	41 / 58	dB
Annual energy consumption	Q <sub>HE</sub>	806	kWh

Rated air flow rate, outdoors		1810	m <sup>3</sup> /h
-------------------------------	--	------	-------------------

For heat pump combination heater:			
Declared load profile		L	
Daily electricity consumption	Q <sub>elec</sub>	2.750	kWh
Annual electricity consumption	AEC	604	kWh

Water heating energy efficiency	η <sub>wh</sub>	178	%
---------------------------------	-----------------	-----	---

Contact details

MITSUBISHI ELECTRIC CONSUMER PRODUCTS (THAILAND) CO., LTD. 700/406 moo 7, Tambon don hua roh, Amphur muang, chonburi 20000, Thailand

The identification and signature of the person empowered to bind the supplier:

The signature is signed in the average climate / medium-temperature section.

Tadashi SAITO  
 Manager, Quality Assurance Department  
 THAILAND

· Details and precautions on installation, maintenance and assembly can be found in the installation and or operation manuals.  
 · Details and precautions on recycling and/or disposal at end-of-life can be found in the installation and or operation manuals.  
 (\*) For heat pump space heaters and heat pump combination heaters, the rated heat output Prated is equal to the design load for heating Pdesignh, and the rated heat output of a supplementary heater Psup is equal to the supplementary capacity for heating sup(Tj).  
 (\*\*) If Cdh is not determined by measurement then the default degradation coefficient is Cdh = 0,9.  
 (\*\*\*) If the declared TOL is lower than the T designh of the considered climate then the outdoor dry bulb temperature Tj is equal to T designh.