

Cylindrical Fuse Switch Disconnectors Ex9FS

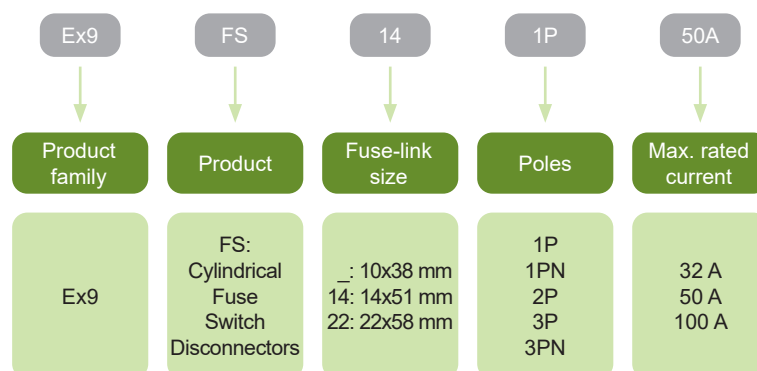


- Meet requirements of EN 60947-3
- Rated operating voltage 400/500 V AC
- Versions with rated current
 - 32 A (10 x 38 mm)
 - 50 A (14 x 51 mm)
 - 100 A (22 x 58 mm)
- Utilization categories AC-21B at 500 V AC and AC-22B at 400 V AC
- Sealing possibility

Cylindrical fuse switch disconnectors for rated currents up to 100 A. Thanks to utilization categories AC-21B at 500 V AC and AC-22B at 400 V AC they can be used for switching under load. Very compact design with DIN rail mounting allows its usage in various applications. Fuse links of types gG and aM can be used with respect to maximum allowed power loss.

To be operated by qualified persons.

Type Key



Certification marks



Cylindrical Fuse Switch Disconnectors Ex9FS

Cylindrical Fuse Switch Disconnectors up to 32 A

- For cylindrical fuse-links of size 10 x 38 mm
- Rated operating voltage 400/500 V AC
- Utilization categories AC-21B at 500 V AC and AC-22B at 400 V AC
- Meets requirements of EN 60947-3, to be operated by qualified persons only
- Versions with or without signalization status



Poles	Signalization	Article No.	Type	Packing
1P	yes	109840	Ex9FS 1P 32A	1/12/144
1P	no	113293	Ex9FS 1P 32A WI	1/12/144
1P+N	yes	109841	Ex9FS 1PN 32A	1/6/72
1P+N	no	113294	Ex9FS 1PN 32A WI	1/6/72
2P	yes	109842	Ex9FS 2P 32A	1/6/72
2P	no	113295	Ex9FS 2P 32A WI	1/6/72
3P	yes	109843	Ex9FS 3P 32A	1/4/48
3P	no	113296	Ex9FS 3P 32A WI	1/4/48
3P+N	yes	109844	Ex9FS 3PN 32A	1/3/36
3P+N	no	113297	Ex9FS 3PN 32A WI	1/3/36

Cylindrical Fuse Switch Disconnectors up to 50 A

- For cylindrical fuse-links of size 14 x 51 mm
- Rated operating voltage 400/500 V AC
- Utilization categories AC-21B at 500 V AC and AC-22B at 400 V AC
- Meets requirements of EN 60947-3, to be operated by qualified persons only



Poles	Signalization	Article No.	Type	Packing
1P	no	109845	Ex9FS-14 1P 50A	1/12/144
1P+N	no	109846	Ex9FS-14 1PN 50A	1/6/72
2P	no	109847	Ex9FS-14 2P 50A	1/6/72
3P	no	109848	Ex9FS-14 3P 50A	1/4/48
3P+N	no	109849	Ex9FS-14 3PN 50A	1/3/36

Cylindrical Fuse Switch Disconnectors up to 100 A

- For cylindrical fuse-links of size 22 x 58 mm
- Rated operating voltage 400/500 V AC
- Utilization categories AC-21B at 500 V AC and AC-22B at 400 V AC
- Meets requirements of EN 60947-3, to be operated by qualified persons only



Poles	Signalization	Article No.	Type	Packing
1P	no	109850	Ex9FS-22 1P 100A	1/9/108
1P+N	no	109851	Ex9FS-22 1PN 100A	1/4/48
2P	no	109852	Ex9FS-22 2P 100A	1/4/48
3P	no	109853	Ex9FS-22 3P 100A	1/3/36
3P+N	no	109854	Ex9FS-22 3PN 100A	1/2/24

Technical Data Ex9FS

Cylindrical Fuse Switch Disconnectors

General parameters

Versions for fuse-link size 10x38, 14x51 and 22x58 mm, suitable for gG and aM type fuse-links
Utilization categories AC-21B at 500 V AC and AC-22B at 400 V AC
Status signalization on Ex9FS only
To be operated by qualified persons only

Electrical parameters

	Ex9FS	Ex9FS-14	Ex9FS-22
Tested according to	EN 60947-3		
Rated operating voltage U_e	400/500 V AC		
Rated frequency f	50/60 Hz		
Rated conventional thermal current I_{th}	32 A	50 A	100 A
Rated operating current I_e	32 A	50 A	100 A
Number of poles	1P, 1P+N, 2P, 3P, 3P+N		
Suitable fuse-link size	10 x 38 mm	14 x 51 mm	22 x 58 mm
Fuse-link rated current at 400 V AC at 500 V AC	32 A 32 A	50 A 50 A	100 A 100 A
Rated cond. short-circuit strength I_q at 400 V AC at 500 V AC	120 kA 100 kA	120 kA 100 kA	120 kA 100 kA
Rated insulation voltage U_i	1000 V		
Rated impulse withstand voltage U_{imp}	6 kV	8 kV	8 kV
Utilization categories at 400 V AC at 500 V AC	AC-22B AC-21B		
Electrical service life	300 operational cycles		
Power loss without fuse-link	1.6 W		
Max. power loss of installed fuse-link gG aM	3 W at 32 A 3 W at 25 A	5 W at 50 A 3 W at 40 A	9.5 W at 100 A 7 W at 80 A

Mechanical parameters

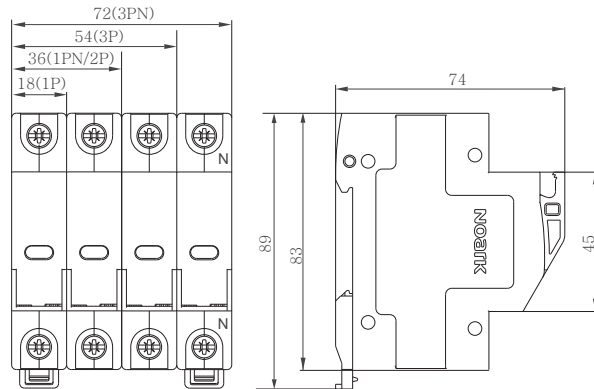
	Ex9FS	Ex9FS-14	Ex9FS-22
Device width per pole	18 mm	27 mm	36 mm
Device height	83 mm	93 mm	107 mm
Frame size	45 mm		
Mounting	onto DIN rail 35 mm		
Degree of protection	IP20		
Terminal capacity	1 – 16 mm ²	1 – 25 mm ²	1 – 35 mm ²
Fastening torque of terminals	2.5 Nm	3.5 Nm	3.5 Nm
Ambient temperature	-30 – +70°C		
Altitude	≤ 2000 m		
Relative humidity	+20°C ≤ 35 %	+40°C ≤ 50 %	+40°C ≤ 50 %
Resistance to humidity and heat	50 %		
Pollution degree	3		
Installation class	III		
Overvoltage category	I / 500 V AC	II / 500 V AC	III / 400 V AC
Mechanical service life	2000 operational cycles		
Weight (per pole without fuse-link)	0.07 kg	0.10 kg	0.17 kg

Technical Data Ex9FS

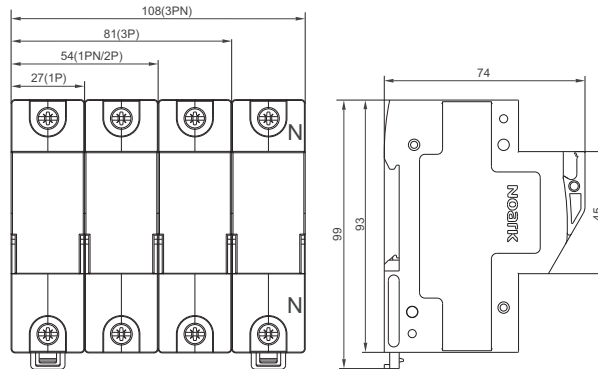
Cylindrical Fuse Switch Disconnectors

Dimensions

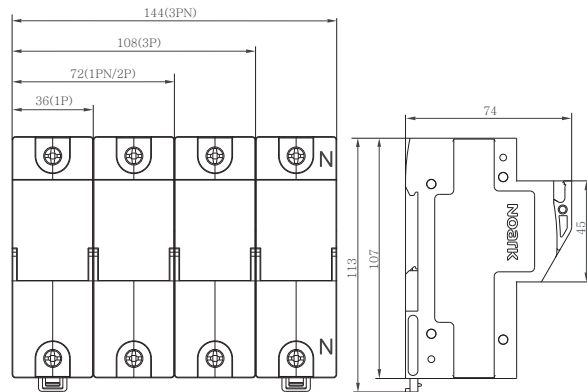
Ex9FS



Ex9FS-14



Ex9FS-22



Wiring diagrams

