

1SNA115971R1000 ✓ ACTIVE

ENTRELEC | ENTRELEC SNA

TE Internal #: 1SNA115971R1000

Modular Terminal Blocks, Disconnect, Screw Clamp Terminal Block, Gray, Product Spacing .314 in [8 mm], 2 Position, Screw Terminal, ENTRELEC SNA

[View on TE.com >](#)



Connectors > Terminal Blocks & Strips > Modular Terminal Blocks



Block Function: **Disconnect**

Modular Terminal Block Product Type: **Screw Clamp Terminal Block**

Rated Cross Section: **6 mm²**

Primary Product Color: **Gray**

Features

Product Type Features

Modular Terminal Block Product Type	Screw Clamp Terminal Block
-------------------------------------	----------------------------

Configuration Features

Gauge Type	A5
Number of Levels	1
Number of Poles	2
Number of Circuits	1
Block Function	Disconnect
Number of Positions	2

Electrical Characteristics

Operating Voltage Rating (UL & CSA) (Max) - Main Circuit	150 V
Impulse Withstanding Voltage Rating (IEC)	8000 V
Voltage Rating (CSA)	150 V
Current Rating (CSA)	30 A
Dielectric Test Voltage	1890 V
Short-Time Withstanding Current Rating @ 1s	720 A



Voltage Rating (IEC)	630 V
Current Rating (UL)	30 A
Current Rating (IEC)	40 A
Voltage Rating	630 VAC

Body Features

Product Weight	40 g
Primary Product Color	Gray

Termination Features

Termination Method to Wire & Cable	Screw Terminal
------------------------------------	----------------

Mechanical Attachment

DIN Rail Mounting Type	G32, TH35-15, TH35-7.5
Tightening Torque	7.1 in-lbs
Terminal Block Disconnect Type	Sliding Link
Connector Mounting Type	DIN Rail

Housing Features

Housing Material	Polyamide 6.6
------------------	---------------

Dimensions

Main Circuit Capacity - 1 Rigid Stranded Conductor per Screw Clamp	.5 – 10 mm ²
Wire Stripping Length	13 mm[.512 in]
Main Circuit Capacity - 1 Flexible Conductor per Spring Clamp	.5 – 6 mm ²
Tool Size	3.5 mm[.138 in]
Product Depth	41 mm
Product Width	8 mm[.314 in]
Product Length	41 mm
Product Height	77 mm
Rated Cross Section	6 mm ²
Product Spacing	8 mm[.314 in]
Wire Size	6 mm ²

Usage Conditions

Storage Temperature Range	-55 – 110 °C[-67 – 230 °F]
Installation Temperature Range	-5 – 40 °C[23 – 104 °F]



Operating Temperature Range	-55 – 110 °C[-67 – 230 °F]
-----------------------------	----------------------------

Operation/Application

Circuit Application	Signal
---------------------	--------

Industry Standards

IP Rating	IP20
UL Flammability Rating	UL 94V-0

Product Compliance

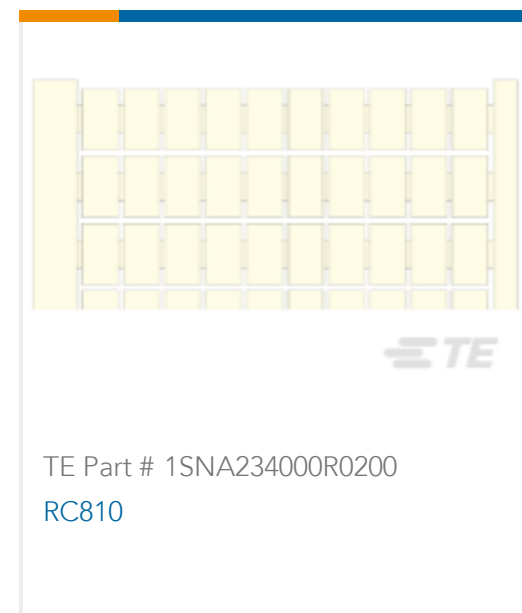
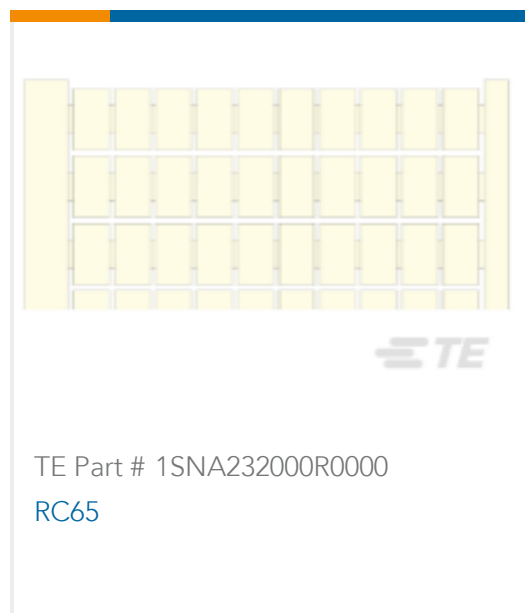

[For compliance documentation, visit the product page on TE.com>](#)

EU RoHS Directive 2011/65/EU	Compliant with Exemptions
EU ELV Directive 2000/53/EC	Compliant with Exemptions
China RoHS 2 Directive MIIT Order No 32, 2016	Restricted Materials Above Threshold
EU REACH Regulation (EC) No. 1907/2006	Current ECHA Candidate List: JUNE 2022 (224) Candidate List Declared Against: JUNE 2022 (224) SVHC > Threshold: Pb (3.5% in Component Part) Article Safe Usage Statements: Do not eat, drink or smoke when using this product. Wash thoroughly after handling. Recycle if possible and dispose of the article by following all applicable governmental regulations relevant to your geographic location.
Halogen Content	Low Halogen - Br, Cl, F, I < 900 ppm per homogenous material. Also BFR/CFR/PVC Free
Solder Process Capability	Not reviewed for solder process capability

Product Compliance Disclaimer

This information is provided based on reasonable inquiry of our suppliers and represents our current actual knowledge based on the information they provided. This information is subject to change. The part numbers that TE has identified as EU RoHS compliant have a maximum concentration of 0.1% by weight in homogenous materials for lead, hexavalent chromium, mercury, PBB, PBDE, DBP, BBP, DEHP, DIBP, and 0.01% for cadmium, or qualify for an exemption to these limits as defined in the Annexes of Directive 2011/65/EU (RoHS2). Finished electrical and electronic equipment products will be CE marked as required by Directive 2011/65/EU. Components may not be CE marked. Additionally, the part numbers that TE has identified as EU ELV compliant have a maximum concentration of 0.1% by weight in homogenous materials for lead, hexavalent chromium, and mercury, and 0.01% for cadmium, or qualify for an exemption to these limits as defined in the Annexes of Directive 2000/53/EC (ELV). Regarding the REACH Regulation, the information TE provides on SVHC in articles for this part number is based on the latest European Chemicals Agency (ECHA) 'Guidance on requirements for substances in articles' posted at this URL: <https://echa.europa.eu/guidance-documents/guidance-on-reach>


Compatible Parts




Also in the Series | **ENTRELEC SNA**



Modular Terminal Blocks(182)



Terminal Block & Strip Conducting Accessories(26)



Terminal Block & Strip Insulating Accessories(14)

Customers Also Bought



TE Part #1SNK900101R0000
CS



TE Part #1SNK900607R0000
LH-R1



TE Part #1SNA116538R1700
PC8-2



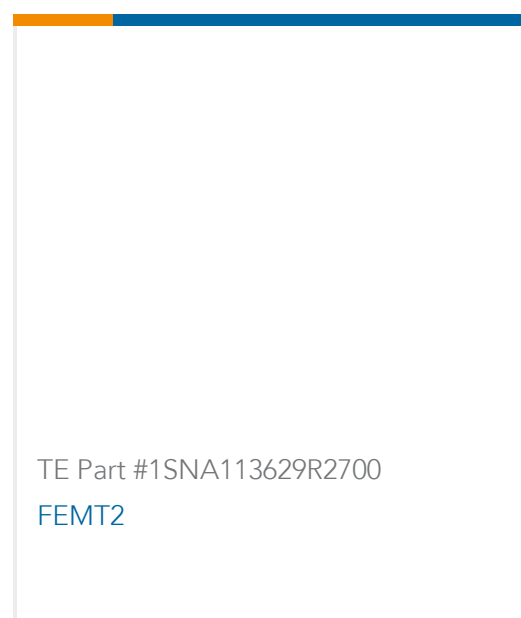
TE Part #1SNA116540R2500
PC8-4



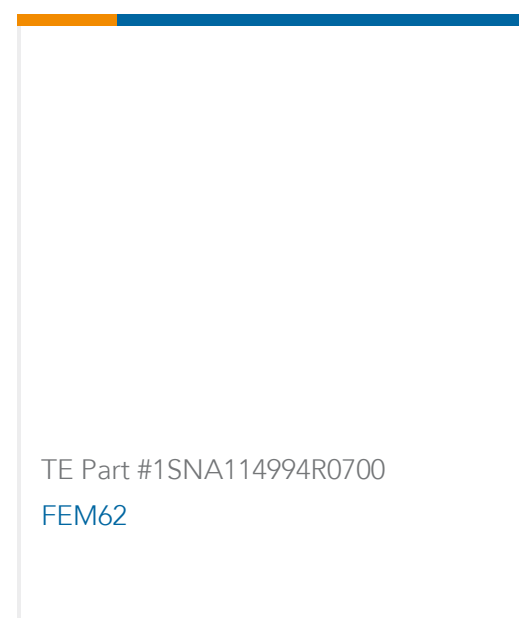
TE Part #1SNA190001R2000
D35/27.FF



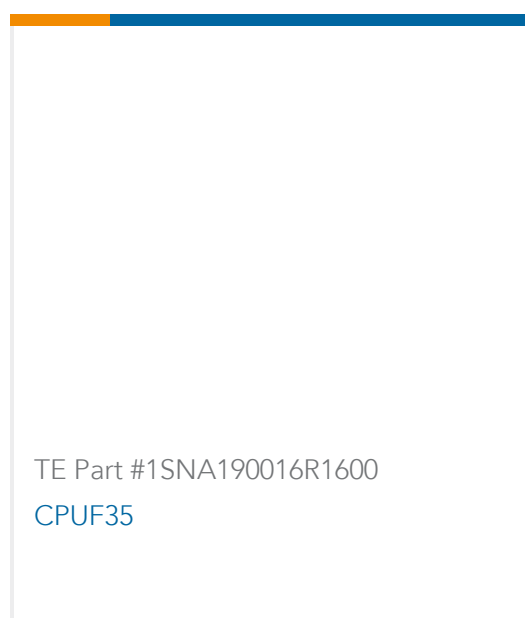
TE Part #1SNK900654R0000
SC-JB8-4



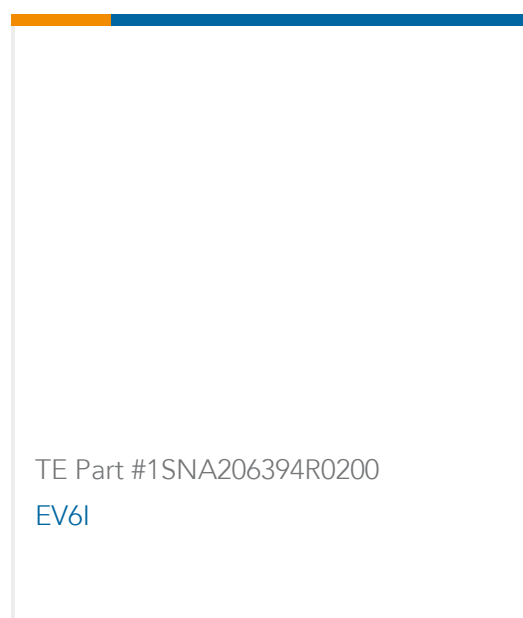
TE Part #1SNA113629R2700
FEMT2



TE Part #1SNA114994R0700
FEM62



TE Part #1SNA190016R1600
CPUF35



TE Part #1SNA206394R0200
EV6I

Documents

CAD Files

Customer View Model

[ENG_CVM_CVM_1SNA115971R1000_R.3d_igs.zip](#)

English

Customer View Model

[ENG_CVM_CVM_1SNA115971R1000_R.3d_stp.zip](#)

English

Customer View Model

[ENG_CVM_CVM_1SNA115971R1000_R.2d_dxf.zip](#)

1SNA115971R1000

Modular Terminal Blocks, Disconnect, Screw Clamp Terminal Block, Gray, Product Spacing .314 in [8 mm], 2 Position, Screw Terminal, ENTRELEC SNA



English

[3D PDF](#)

[3D](#)

By downloading the CAD file I accept and agree to the [Terms and Conditions](#) of use.

[Datasheets & Catalog Pages](#)

[Catalogue - ENTRELEC terminal-blocks-sna-series](#)

English