

1.6

Ex-Plugs and Receptacles Plastic Version for Zone 2

1 16 A to 125 A

A good connection

Providing electrical energy there, where it is most needed – even in hazardous areas for Zone 2.

Non-stationary electrical apparatus have generally high requirements on the energy/power supply. Robust plugs and receptacles as well as a high chemical resistance are at the first glance very important. Electrical reliability is a must not only for all connectivity products.

A high safety standard, a steady hold and faultless contacting

even under vibration or the effects of an aggressive atmospheric environment are the basis for a secure and reliable utilisation

CEAG plugs and receptacles offer more, apart from the proven technology, this product series is defined by its innovative details. For example, the very efficient cable strain relief or the new coding system of the various versions offers different solutions for a secure and problem free utilization in all areas. Just to round the product off,

the user in the normal industrial sector becomes exactly the same product advantages. Robust industrial versions fulfil all requirements pertaining to mechanical and chemical durability.

For the stationary repair power supplying in hazardous explosive areas, there is a specially conceived version available that fulfils all the necessary safety requirements. Used in a module sense, individual solutions are no problem at all.

The CEAG wall socket for instance can be mounted on to the pre-installed mounting frame without having to use tools – installation without a hot work permit.

Apart from the plugs and receptacles for the European market, we also have plugs and sockets extra for the US market, which are in accordance to all of the necessary standards UL and safety protection systems used there. The available standard range used here, are the 20 A, 30 A, 60 A and 100 A.



Features

- **Safety standard IP66 applies also in the plugged-in state**
- **Full AC-3 switching ability**
- **Self-cleaning lamellar contacts, low transition resistance**
- **All-pole on/off switching**
- **Easy plugging**

Ex-plugs and receptacles zone 2: 16 A 3/4/5-pole up to 690 V



Plug



Coupler



Flange socket



Wall socket

Technical data

Ex-plugs and receptacles acc. to IEC 60309-1/2 16A

Marking accd. to 2014/34/EU	⊕ II 3 G Ex nC IIC T5/T6
EC-Type Examination Certificate	PTB 99 ATEX 1115
Permissible ambient temperature	-20°C up to +40°C ¹⁾
Rated voltage	up to 400 V (3-pole) / 750 V (4-pole) / 500 V (5-pole) AC
Rated current	up to 16 A
Frequency	up to 400 Hz
Rated making / Rated breaking capacity AC-3 accd. EN 60947-3	400 V / 16 A
External back-up fuse, max.	without therm. protection: 16 A with therm. protection: 35 A gG (rated current 16 A set to)
Protection class	I
Degree of protection accd. to EN 60529	IP66

Wall socket

Cable entry	1 x M25 cable gland, 1 x M25 plastic Ex-screw plug or 2 x metal thread M20 with plastic Ex-screw plug
Connecting terminals	2 x 1.5 - 4 mm ²
Enclosure material	glass-fibre reinforced polyester

Plug

Cable entry	Ø 8 - 19 mm (3-pole) / Ø 8 - 21 mm (4-pole) / 12 - 21 mm (5-pole)
Connecting terminals	1 x 1.0 - 2.5 mm ²
Enclosure material	Polyamide

Coupler

Cable entry	Ø 8 - 19 mm (3-pole) / Ø 8 - 21 mm (4-pole) / 12 - 21 mm (5-pole)
Connecting terminals	2 x 1.5 - 4 mm ²
Enclosure material	Polyamide

Flange socket

Connecting terminals	2 x 1 - 4 mm ²
Enclosure material	Polyamide

¹⁾ extended temperature range on request

Details for used cable glands see pages 2.3.ff

Ex-plugs and receptacles zone 2: 16A 3/4/5-pole up to 690 V



Wall socket



Flange socket



Coupler



Plug

Ordering details

Voltage	h	Type	Cable entry	Weight approx.	Order No.
Type 16 A 3-pole					
110-130 V		Wall socket	KU	1.2 kg	GHG 516 4304 R0001
		Wall socket	ME	1.3 kg	GHG 516 4304 R3001
		Flange socket		0.35 kg	GHG 516 8304 R0001
		Coupler		0.7 kg	GHG 516 3304 R0001
		Plug		0.35 kg	GHG 516 7304 R0001
200-250 V		Wall socket	KU	1.2 kg	GHG 516 4306 R0001
		Wall socket	ME	1.3 kg	GHG 516 4306 R3001
		Flange socket		0.4 kg	GHG 516 8306 R0001
		Coupler		0.7 kg	GHG 516 3306 R0001
		Plug		0.35 kg	GHG 516 7306 R0001
Type 16 A 4-pole					
200-250 V		Wall socket	KU	1.4 kg	GHG 516 4409 R0001
		Wall socket	ME	1.5 kg	GHG 516 4409 R3001
		Flange socket		3.8 kg	GHG 516 8409 R0001
		Coupler		0.9 kg	GHG 516 3409 R0001
		Plug		0.38 kg	GHG 516 7409 R0001
380-415 V		Wall socket	KU	1.4 kg	GHG 516 4406 R0001
		Wall socket	ME	1.5 kg	GHG 516 4406 R3001
		Flange socket		3.8 kg	GHG 516 8406 R0001
		Coupler		0.9 kg	GHG 516 3406 R0001
		Plug		0.38 kg	GHG 516 7406 R0001
480-500 V		Wall socket	KU	1.4 kg	GHG 516 4407 R0001
		Wall socket	ME	1.5 kg	GHG 516 4407 R3001
		Flange socket		3.8 kg	GHG 516 8407 R0001
		Coupler		0.9 kg	GHG 516 3407 R0001
		Plug		0.38 kg	GHG 516 7407 R0001
600-690 V		Wall socket	KU	1.8 kg	GHG 516 4405 R0001
		Wall socket	ME	1.9 kg	GHG 516 4405 R3001
		Flange socket		3.8 kg	GHG 516 8405 R0001
		Coupler		0.9 kg	GHG 516 3405 R0001
		Plug		0.38 kg	GHG 516 7405 R0001
Type 16 A 5-pole					
200-250 V 380-415 V		Wall socket	KU	1.4 kg	GHG 516 4506 R0001
		Wall socket	ME	1.5 kg	GHG 516 4506 R3001
		Flange socket		0.4 kg	GHG 516 8506 R0001
		Coupler		0.95 kg	GHG 516 3506 R0001
		Plug		0.42 kg	GHG 516 7506 R0001

other voltage ranges and versions, e.g. with aux. contact, on request

KU = 1 x plastic cable glands M25 cable gland, 1 x M25 plastic Ex-screw plug

ME = 2 x metal thread M20 with plastic Ex-screw plug



Plug



Coupler

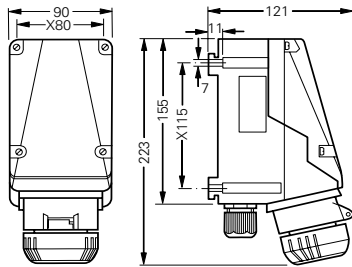


Flange socket

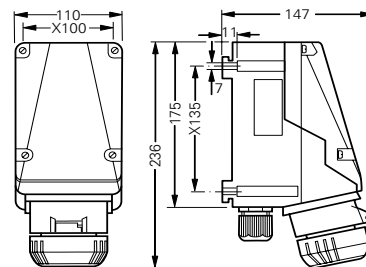


Wall socket

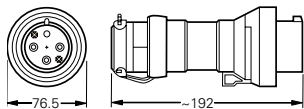
Dimension drawing | Wiring diagram



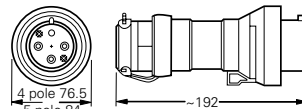
Wall socket 3-pole



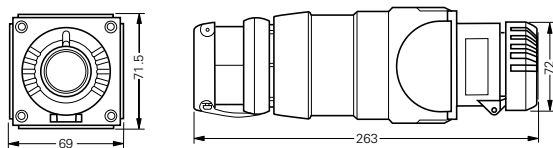
Wall socket 4/5-pole



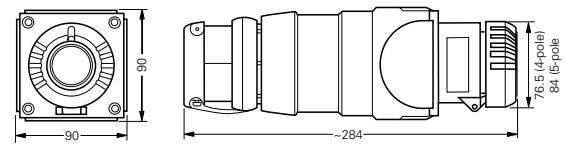
Plug 3-pole



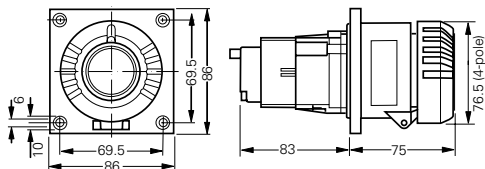
Plug 4/5-pole



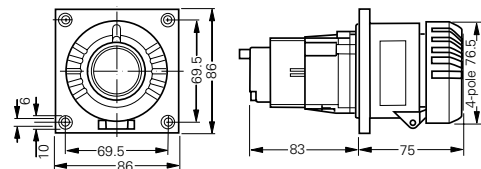
Coupler 3-pole



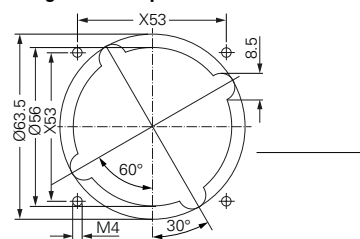
Coupler 4/5-pole



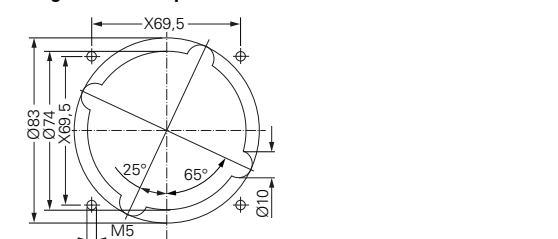
Flange socket 3-pole



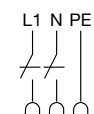
Flange socket 4/5-pole



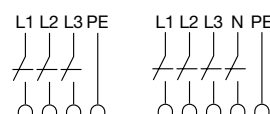
Assembly dimensions flange socket



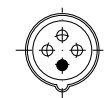
Assembly dimensions flange socket X = fixing dimensions



1P + N + PE



3P + PE



3P + N + PE

Accessories for Ex-plugs and receptacles 16 A zone 2



Mounting plate



Plug cap



Protective canopy

Accessories

Type	Application	Fixing method	Order No.
Mounting plates for wall sockets 16 A			
Size 4	for wall mounting	snap on	GHG 610 1953 R0126
Size 4	for trellis mounting	snap on	GHG 610 1953 R0126
Size 4	for pipe clamp	snap on	GHG 610 1953 R0130

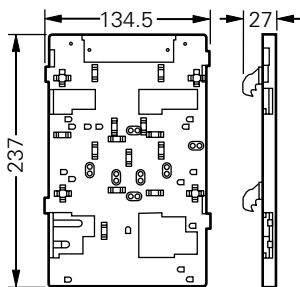
Type	Order No.
Plug cap for plugs 16 A	
Plug 16 A 3-pole	GHG 510 1901 R0001
Plug 16 A 4-pole	GHG 510 1901 R0002
Plug 16 A 5-pole	GHG 510 1901 R0003

Type	OU	Order No.
Accessories for mounting plates		
Mounting set for pipes 1" (Ø 27 - 30 mm) for mounting plates with pipe fixing	10	GHG 610 1953 R0020

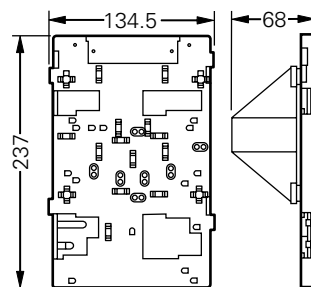
Please pay attention that only order units (OU) according to the ordering details can be delivered.

Type	Application	Order No.
Protective canopy for mounting plate		
Size 4	for mounting plate size 4, snap on	GHG 610 1955 R0107

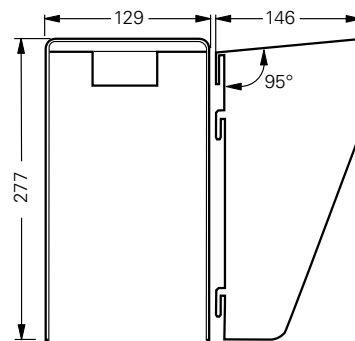
Dimension drawing



Mounting plate size 4
for wall/trellis mounting



Mounting plate size 4
for pipe mounting



Protective canopy size 4

Dimensions in mm