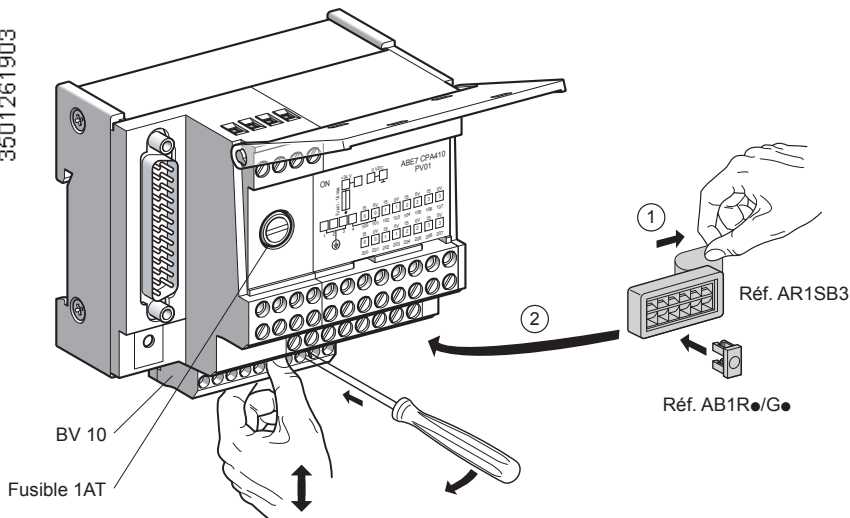
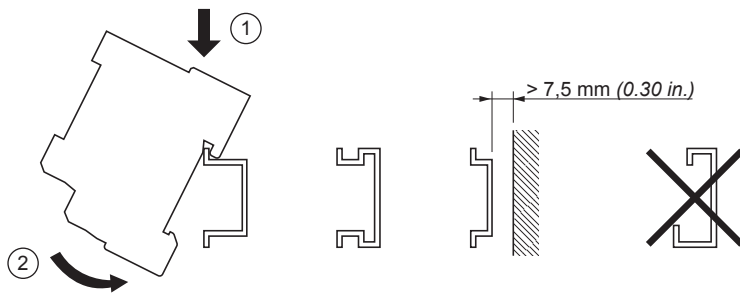




3501261903



**Mounting / Montage / Montage / Montaje / Mountaggio / 安装**



**⚠ DANGER / DANGER / GEFAHR / PELIGRO / PERICOLO / 危险**

**HAZARDOUS VOLTAGE**

Disconnect all power before servicing equipment.

**Failure to follow these instructions will result in death or serious injury.**

**TENSION PELIGROSA**

Desconecte toda alimentación antes de realizar el servicio.

**Si no se siguen estas instrucciones provocará lesiones graves o incluso la muerte.**

**TENSION DANGEREUSE**

Coupez l'alimentation avant de travailler sur cet appareil.

**Le non-respect de ces instructions provoquera la mort ou des blessures graves.**

**TENSION PERICOLOSA**

Scollegare l'apparecchio dalla presa di corrente prima di qualsiasi intervento.

**Il mancato rispetto di queste istruzioni provocherà morte o gravi infortuni.**

**GEFAHRLICHE SPANNUNG**

Vor dem Arbeiten an dem Gerät dessen Stromversorgung abschalten

**Die Nichtbeachtung dieser Anweisungen führt zu Tod oder schwerer Körperverletzung.**

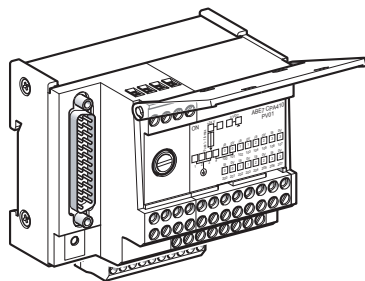
**危险电压**

维修设备前请断开所有电源连接。

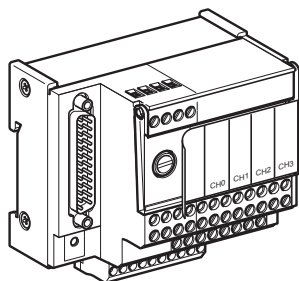
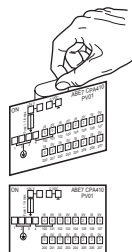
**不按照上述规定操作会导致严重的人员伤亡。**

mm <sup>2</sup>	0.14...1.5	0.14...0.75	0.14...2.5	0.14...4	0.14...1.5
AWG	26...16	26...18	26...14	26...12	26...16

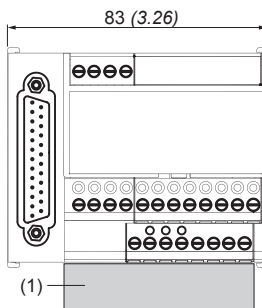
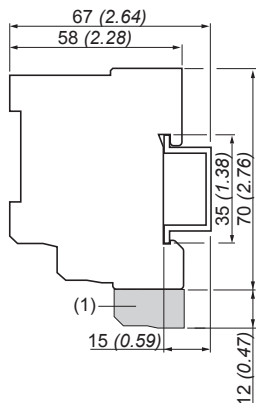
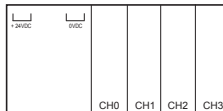
	Ø 3.5 mm Ø 0.138 in.		Nm	0.6
			pound-inch	5.4



1



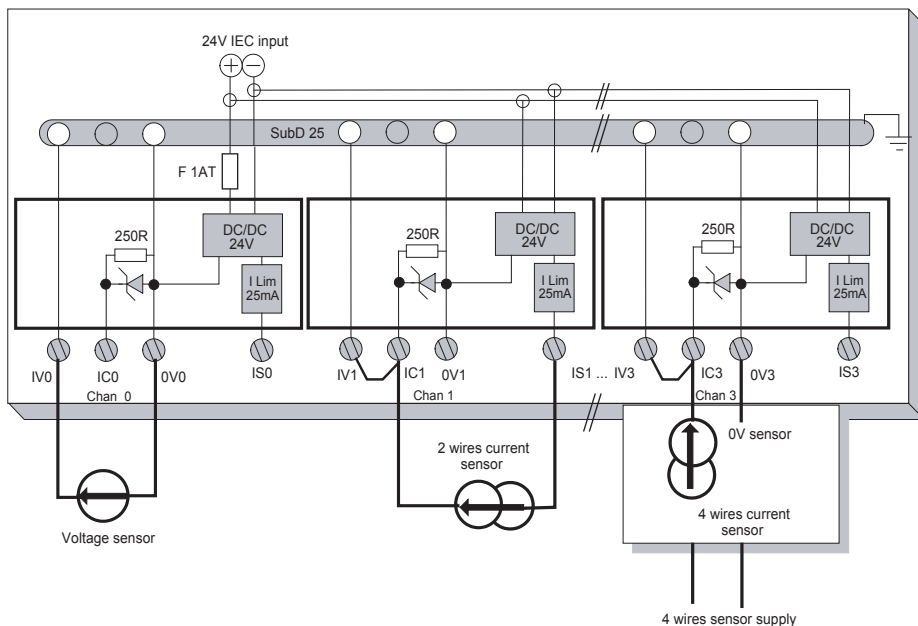
2



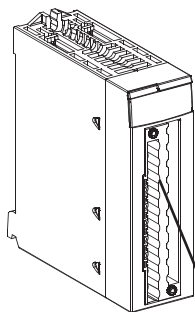
(1) ABE7BV10

Wirings / Raccordement / Anschlüsse / Collegamento / Conexión / 接线

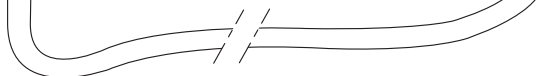
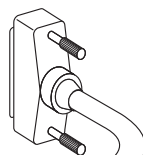

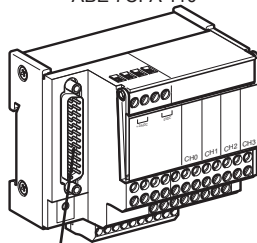
Channels Voies Kanäle Canales Canali 通道	SUBD25	Description Description Beschreibung Descripción Descrizione 描述	Channels Voies Kanäle Canales Canali 通道	SUBD25	Description Description Beschreibung Descripción Descrizione 描述
1	/	Earth		/	24 VDC Input
2	/	Earth		/	24 VDC Input
3	/	Earth		/	0V24 Input
4	/	COM 0V0		/	0V24 Input
100		Output IS V0	101	14 (SUBD)	COM 0V0
102		Output IS V1	103	3 (SUBD)	COM 0V1
104		Output IS V2	105	17 (SUBD)	COM 0V2
106		Output IS V3	107	6 (SUBD)	COM 0V3
200	1 (SUBD)	Input IV V0	201		Input IC V0
202	15 (SUBD)	Input IV V1	203		Input IC V1
204	4 (SUBD)	Input IV V2	205		Input IC V2
206	18 (SUBD)	Input IV V3	207		Input IC V3



BMX AMI 0410



ABE 7CPA 410



Réf. BMX F CA ●●0 (1)

- (1) BMX FCA 150 : 1.5 m
- BMX FCA 300 : 3.0 m
- BMX FCA 500 : 5.0 m