

**CES**<sup>®</sup>  
NIEDAX GROUP

SYSTEMES DE DALLES

SYSTEMES DE CHEMINS  
DE CABLES FIL

SYSTEMES DE  
GOULOTTES

SYSTEMES D' ECHELLES  
A CABLES

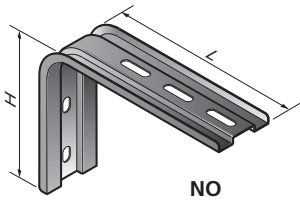
SYSTEMES DE  
SUPPORTAGE



**SUPPORTS  
LEGERS**

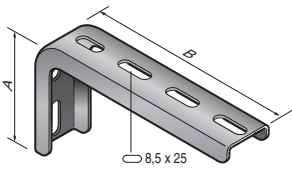
**NO - CU - CCU - BU**

**CONSOLES NO à NO1**

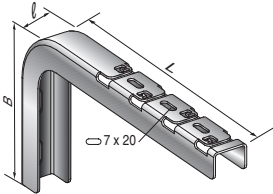


NO

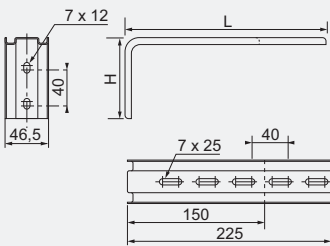
**CONSOLES CU**



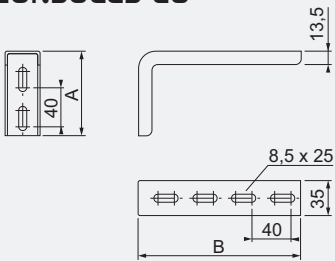
**CONSOLES CUKT**



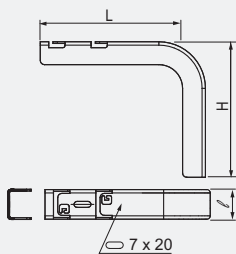
**CONSOLES NO - NO I**



**CONSOLES CU**



**CONSOLES CUKT**



Désignation  
LxH mm

**SZ** **GC**

20/1	NO 93 X 150	011001	011050
20/1	NO1 93 X 225	011002	011151

**I2-304** **I3-316**

10/1	CU 80	011020	011022	311020	411020
10/1	CU 120	011021	011023	311021	411021
10/1	CU 160	011010	011013	311010	411010
10/1	CU 240	011011	011014	311011	411011
10/1	CU 320 x 120	011012	011015	311012	411012
10/1	CU 320 x 200	011016	011017	311016	411016

10/1	CUKT 100	065123	365123	465123
10/1	CUKT 150	065125	365125	465125
10/1	CUKT 200	065127	365127	465127
10/1	CUKT 300	065129	365129	465129

• Fixation directe sur paroi.

• Universel pour dalles et fil.

**CONSOLES NO - NO I**

**CONSOLES CU**

**CONSOLES CUKT**

**CONSOLES CU**

**CONSOLES CUKT**

**CONSOLES CU**

**CONSOLES CUKT**

**CONSOLES CU**

**CONSOLES CUKT**

**CONSOLES CU**

**CONSOLES CUKT**

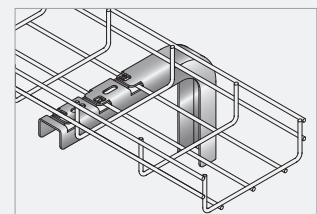
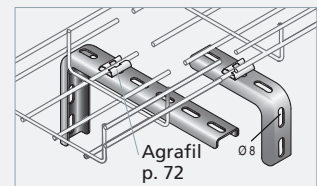
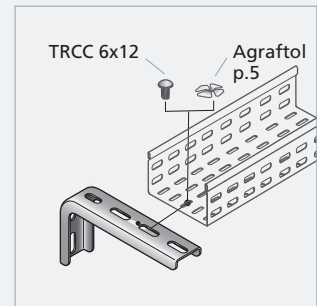
**CONSOLES CU**

**SZ** **GC**

Dimensions H x L mm	SZ		GC		daN
	Ep. mm	Masse kg/p	Ep. mm	Masse kg/p	
93x150	1,00	0,11	1,00	0,12	25
93x225	1,00	0,15	1,00	0,16	16

	A		B		Ep. mm	Masse kg/p	daN
	mm	mm	mm	mm			
80x100	86	86	2,00	0,12	2,00	0,13	120
120x100	86	126	2,00	0,15	2,00	0,16	120
160x100	86	160	2,00	0,19	2,00	0,20	120
240x120	126	246	2,00	0,29	2,00	0,30	60
320x120	126	326	2,00	0,35	2,00	0,36	40
320x200	206	326	2,00	0,41	2,00	0,42	40

	L int.		Ep. mm	Masse kg/p	daN
	mm	mm			
CUKT 100	184	2,00	0,28		
CUKT 150	234	2,00	0,33		
CUKT 200	284	2,00	0,38		
CUKT 300	384	2,00	0,49		



Boulonnerie

