

LED Lighting Fixture



✓ Perfect light source inside the cabinet

✓ Flexible mounting via magnets

✓ Compact design

✓ 2 different sensor modes

Abstract

LED Lighting Fixture, with switch for automatic door mode or touch mode (sensor)

Features

- Compact design and flexible using via magnets
- No heat production
- Two different modes: Automatic door mode ("Blocking type") or touch mode ("waving type")
- Nominal input voltage: 220-240 V
- Input frequency: 50/60 Hz
- Operating voltage: DC 12 V
- Performance: 3 W
- Control: IR Sensor
- Power adapter plug: CEE 7/16 (Type C) Europlug
- LED DC Input connector: 3.5 mm/1.35 mm/10 mm; 3 m length
- Maximum total current draw: 30 mA @ 220-240 V
- Lum. Flux: 200 lm
- Light source: 30x 3014 6000K LED
- Dimensions (HxWxD): 28.7x307x18.7 mm
- Shipping dimensions (HxWxD): 78x470x55 mm
- Weight: 0.25 kg
- Shipping weight: 0.35 kg
- Consumption in kWh/1000 h: 0.003 kWh
- Durability in hours: 50000 hours
- Elevation (above MSL) operating storage: 0-3000 m / 0-15 000 m
- Temperature operating storage: 0 to 45° C - 25 to 65° C
- Humidity operating storage: 0-95% RH Non-condensing 0-95% RH Non-condensing
- Aluminum housing
- Color: Black plastic & grey aluminum
- CE & ROHS compliant

Product Overview

The LED Lighting Fixture is flexible usable due to its compact design and the mounting with magnets. It can be mounted horizontally or vertically inside of your 483 mm (19") cabinet and ensures an optimized lighting via efficient LED lights, which have the maximum light power from the beginning, without warming phase.

The two different modes (adjustable with a switch) offer a particularly user friendly handling. The automatic door mode will switch on the light, due to the sensor, automatically when you open the door of your 483 mm (19") cabinet and also switch off the light when the door is being closed. Alternatively you can use the touch mode for manual use. In this case just wave in front of the sensor one time for switching on the light and a second time to switch off the light. A power adapter is included in the standard delivery content, therefore the LED Lighting Fixture is usable immediately.



Product Number Information

DN-19 LIGHT-3 Lighting Fixture, with switch for automatic door- or waving mode (sensor), incl. power adapter

Product Images



Examples of Application

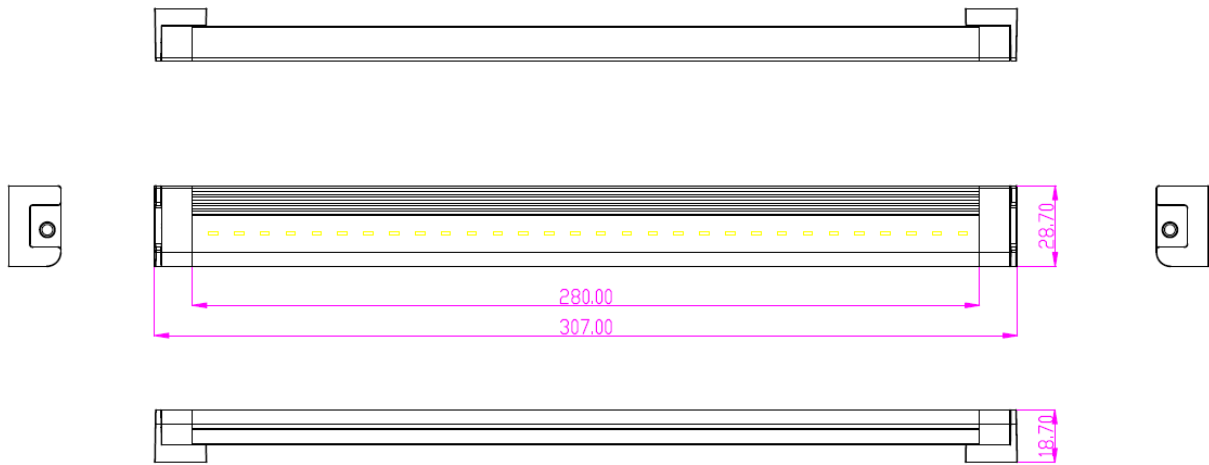


Product Video

View a product video of “DN-19 LIGHT-3” on the official DIGITUS® Professional YouTube Channel (when using this PDF on a computer, smartphone or tablet, please click on the YouTube logo below. Alternatively you can also scan the QR code below):



Technical Drawings



Explanation of Sensor Modes

