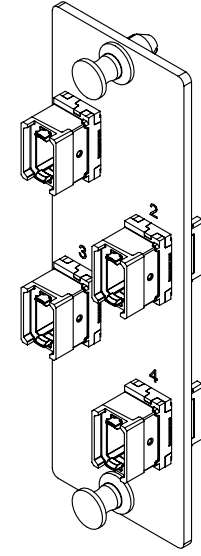
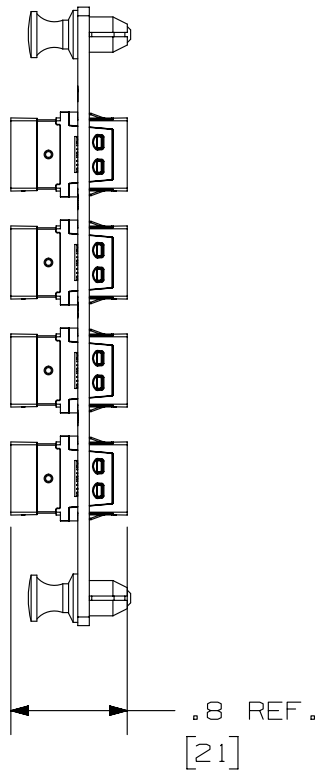
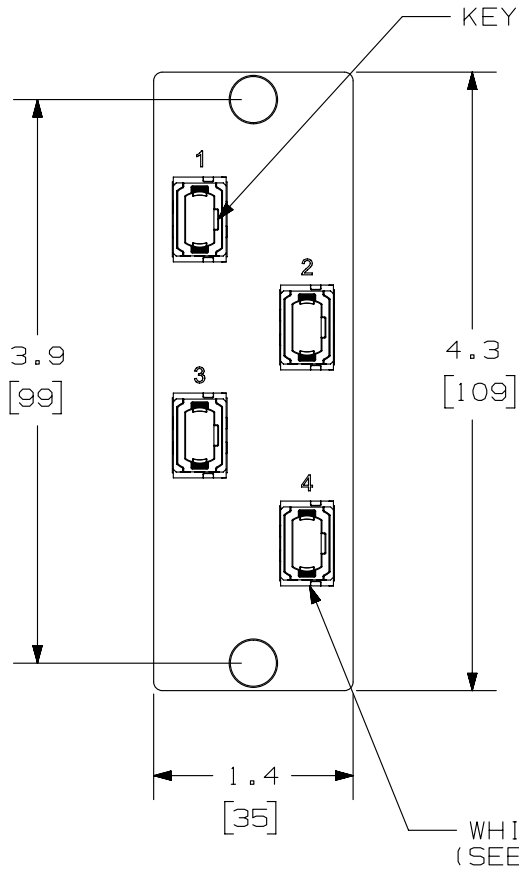


THIS COPY IS PROVIDED ON A RESTRICTED BASIS AND IS NOT TO BE USED IN ANY WAY DETRIMENTAL TO THE INTERESTS OF PANDUIT CORP.

NOTES:

1. SEE CURRENT CATALOG FOR PART NUMBER SUFFIXES TO INDICATE COLOR AND/OR PACKAGE QUANTITIES.
2. SEE CATALOG FOR COMPLETE LIST OF PARTS APPLICABLE FOR USE WITH THIS PRODUCT.
3. MATERIALS:
  - A. PLATE: C.R.S. POWDER COATED.
  - B. ADAPTER: COMPOSITE WITH METAL CLIP.
  - C. ALL MATERIALS USED MEET THE MATERIAL RESTRICTIONS OF RoHS, (EUROPEAN DIRECTIVE 2011/65/EC ON THE RESTRICTION OF HAZARDOUS SUBSTANCES) AS PROPOSED BY THE RoHS TECHNICAL ADAPTATION COMMITTEE.
4. ADAPTERS ARE SUPPLIED WITH TWO DUST PLUGS.
5. DIMENSIONS IN BRACKETS ARE METRIC.
6. WHITE MARK ON MPO ADAPTER CORRELATES TO FIRST FIBER ON INSTALLED MPO CONNECTOR.



DUST PLUGS NOT SHOWN FOR CLARITY

| 00  | 10-08-13 | BSN | WJM |     | RELEASED TO PRODUCTION |     |  |  | 13F227AR-DC |
|-----|----------|-----|-----|-----|------------------------|-----|--|--|-------------|
| REV | DATE     | BY  | CHK | APR | DESCRIPTION            | ECN |  |  |             |

|  |  |                   |  |     |                 |       |  |      |  |                 |  |               |  |  |
|--|--|-------------------|--|-----|-----------------|-------|--|------|--|-----------------|--|---------------|--|--|
| TITLE  |  |                   |  |     |                 |       |  |      |  |                 |  |               |  |  |
| 4 POSITION VERTICAL<br>MPO FIBER ADAPTER PLATE                     |  |                   |  |     |                 |       |  |      |  |                 |  |               |  |  |
| CUSTOMER DRAWING   |  |                   |  |     |                 |       |  |      |  |                 |  |               |  |  |
| ITEM REVISION NAME   |  |                   |  |     | 13F227AR/00     |       |  |      |  |                 |  |               |  |  |
| DATASET FILE NAME  |  |                   |  |     | 13F227AR_DC/00A |       |  |      |  |                 |  |               |  |  |
| UNLESS OTHERWISE SPECIFIED,<br>DIMENSIONAL TOLERANCES ARE: IN (mm) |  |                   |  |     |                 |       |  |      |  |                 |  |               |  |  |
| .x ±   |  | .xxx ± .010 (0.3) |  |     |                 |       |  |      |  | PART NO.        |  | FAPV0424RDMPO |  |  |
| .xx ± .03 (0.8)  |  | ANGLES ±          |  |     |                 |       |  |      |  | DRAWING NUMBER: |  | 13F227AR-DC   |  |  |
|  |  |                   |  |     |                 |       |  |      |  |                 |  |               |  |  |
| DRAWN BY   |  | DATE              |  | CHK |                 | SCALE |  | SIZE |  |                 |  |               |  |  |
| BSN  |  | 10-08-13          |  | WJM |                 | NONE  |  | A    |  |                 |  |               |  |  |