

LED Start GU10

3.5W & 5W Equivalents for 35W & 50W



DATA SHEET

Product information

This new entry level range of highly competitive LED GU10 and R50 products consume only 3.5W and 5W respectively and offer a fantastic energy saving alternative to 50W and 35W Halogen GU10 lamps.

Features & Benefits

- Total lumens: up to 270 (3.5W) and up to 390 (5W)
- Four colour temperatures: 2700K, 3000K, 4000K, 6500K
- Competitive lifetime: up to 15000 hours (L70/B50)
- "F" Energy Class
- Warranty: 2 years with maximum 8000 burning hours according to Tungsram Operations Kft. Standard Warranty conditions

Application areas



Home



Hospitality



Retail

IEC Standards

- EN 55015: Limits and methods of measurement of radio disturbance characteristics of electrical lighting
- EN 61547: Equipment for general lighting purposed EMC immunity requirements
- EN 61000-3-2: Limits for harmonic current emissions (equipment rated current $\leq 16A$)
- EN 61000-3-3: Limitation of voltage fluctuations and flicker in low voltage supply systems (equipment rated current $\leq 16A$)
- EN 62560: Self-ballasted LED lamp for general lighting services voltage 50~250V-safety specification
- IEC 62471: Photo biological safety of lamps and lamp systems
- IEC/TR 62778: Assessment of blue light hazard to light sources and luminaires
- EN62493: Assessment of lighting equipment related to human exposure to electromagnetic fields DATA SHEET Retail Home
- IES LM79: Electrical and Photometric Measurement of SSL Products

Specification summary

Product Code	Direct Shipment Product Code	Product Description	Nominal/ Rated Power (W)	Repl Watt (W)	Nominal/ Rated Lumens (lm)	Nominal/ Rated Useful Lumens (lm)	Rated Peak Intensity (cd)	CCT (K)	Energy Efficiency Class	Pack Qty
93118610	93118698	LED GU10 3.5W(35) 827 35° TU	3,5	35	240	230	550	2700	F	1/8
93118612	93118699	LED GU10 3.5W(35) 830 35° TU	3,5	35	250	240	550	3000	F	1/8
93118613	93118700	LED GU10 3.5W(35) 840 35° TU	3,5	35	270	250	550	4000	F	1/8
93118614	93118701	LED GU10 3.5W(35) 865 35° TU	3,5	35	250	240	550	6500	F	1/8
93118611	93118702	LED GU10 5W(50) 827 35° TU	5,0	50	360	345	700	2700	F	1/8
93118615	93118703	LED GU10 5W(50) 830 35° TU	5,0	50	380	360	700	3000	F	1/8
93118696	93118704	LED GU10 5W(50) 840 35° TU	5,0	50	390	365	700	4000	F	1/8
93118697	93118705	LED GU10 5W(50) 865 35° TU	5,0	50	380	360	700	6500	F	1/8
-	93081324	LED Start GU10 5W(50) 827 35° SA TU	5,0	50	360	345	700	2700	F	1/8
-	93081321	LED Start GU10 5W(50) 840 35° SA TU	5,0	50	390	365	700	4000	F	1/8

Energy efficiency class (A-G)*



Common attributes

- Nominal/ Rated Life (L70/B50 hours): 15000 Hrs
- Cap/Base: GU10
- Nominal/Rated Beam Angle : 35°
- Colour Rendering Index >80
- Input Voltage 220-240V
- Start-up/Warm-up time: <1sec/instant
- Switching Cycles: 7500
- Power factor: 0.5
- Lumen Maintenance Factor: 0.7
- Colour consistency: <6 SDCM


Dimensions (mm)



Recommended operation temperature

Ths Max. for L70/B50 for 3.5W 75°C , for 5W 75°C

Packaging image



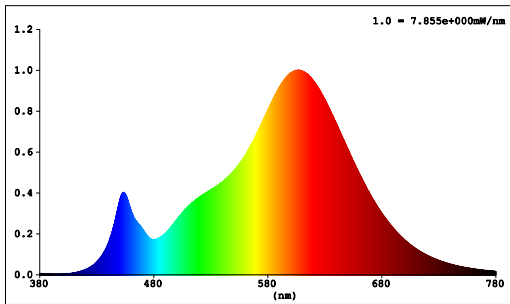
Operation and maintenance

- Store and use the lamps the same way as traditional lamps.
- Check your fixtures are properly wired and don't deliver voltage spike to lamps causing overheating/failure.
- Ambient temperature range -20° C to 40°C
- Lamps should be kept free from contamination.
- Good condition of the lamp-holder contacts is important to ensure proper operation of lamp.
- Ensure lamp is cool before removing.
- Switch off mains supply before installing/removing lamp.
- Not for use in totally enclosed recessed fixtures.
- Tungstram LED Start GU10 35 & 50W replacements are non-dimmable lamps

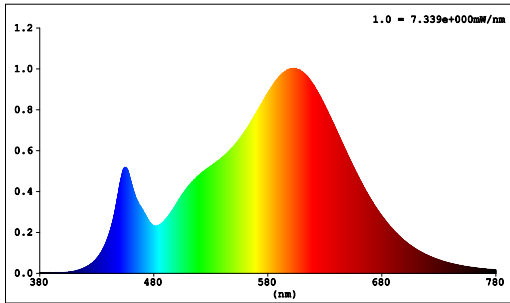
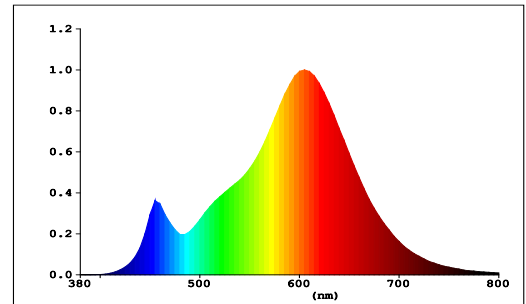
Spectral distributions

3.5W

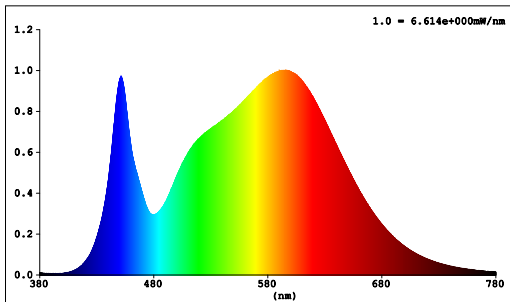
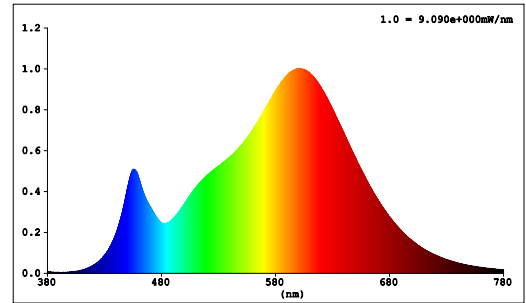
5W



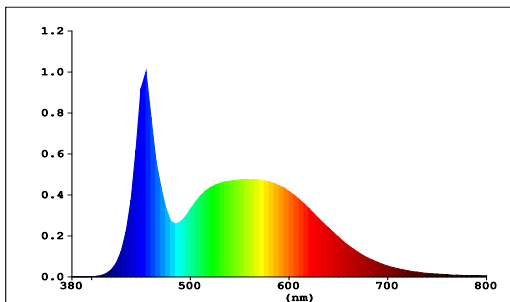
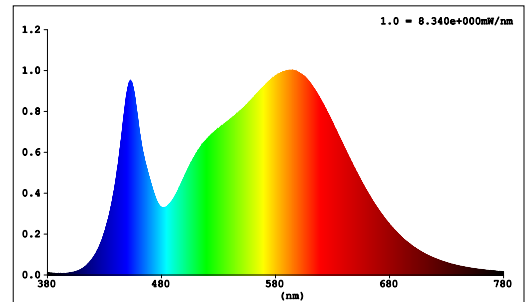
2700K



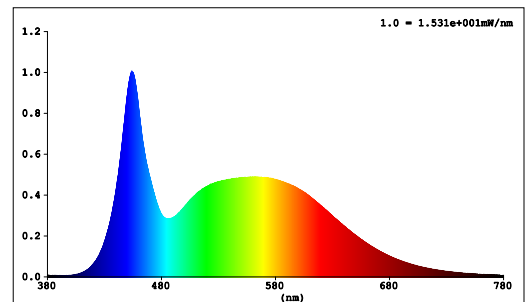
3000K



4000K



6500K



All values 180-400nm are 0