

# 1SNA400191R2600 ✓ ACTIVE

ENTRELEC | ENTRELEC SNA

TE Internal #: 1SNA400191R2600

Modular Terminal Blocks, Feed-Through, Screw Clamp Terminal Block, Black, Product Spacing .471 in [12 mm], 2 Position, Screw Terminal, ENTRELEC SNA

[View on TE.com >](#)



Connectors > Terminal Blocks & Strips > Modular Terminal Blocks



Block Function: **Feed-Through**

Modular Terminal Block Product Type: **Screw Clamp Terminal Block**

Rated Cross Section: **16 mm<sup>2</sup>**

Primary Product Color: **Black**

## Features

### Product Type Features

Modular Terminal Block Product Type	Screw Clamp Terminal Block
-------------------------------------	----------------------------

### Configuration Features

Gauge Type	B7
Number of Levels	1
Number of Poles	2
Number of Circuits	1
Block Function	Feed-Through
Number of Positions	2

### Electrical Characteristics

Operating Voltage Rating (UL & CSA) (Max) - Main Circuit	600 V
Impulse Withstanding Voltage Rating (IEC)	8000 V
Voltage Rating (CSA)	600 V
Current Rating (CSA)	85 A
Dielectric Test Voltage	2000 V
Short-Time Withstanding Current Rating @ 1s	1920 A

Voltage Rating (IEC)	1000 V
Current Rating (UL)	85 A
Current Rating (IEC)	76 A
Voltage Rating	1000 VAC

### Body Features

Product Weight	26.1 g[.921 oz]
Primary Product Color	Black

### Termination Features

Termination Method to Wire & Cable	Screw Terminal
------------------------------------	----------------

### Mechanical Attachment

DIN Rail Mounting Type	G32, TH35-15, TH35-7.5
Tightening Torque	10.6 in-lbs
Connector Mounting Type	DIN Rail

### Housing Features

Housing Material	Polyamide 6.6
------------------	---------------

### Dimensions

Main Circuit Capacity - 1 Rigid Stranded Conductor per Screw Clamp	2.5 – 25 mm <sup>2</sup>
Wire Stripping Length	14 mm[.55 in]
Main Circuit Capacity - 1 Flexible Conductor per Spring Clamp	2.5 – 16 mm <sup>2</sup>
Tool Size	5.5 mm[.217 in]
Product Depth	40.5 mm
Product Width	12 mm[.471 in]
Product Length	40.5 mm
Product Height	45.5 mm
Rated Cross Section	16 mm <sup>2</sup>
Product Spacing	12 mm[.471 in]
Wire Size	16 mm <sup>2</sup>

### Usage Conditions

Storage Temperature Range	-55 – 110 °C[-67 – 230 °F]
Installation Temperature Range	-5 – 40 °C[23 – 104 °F]
Operating Temperature Range	-55 – 110 °C[-67 – 230 °F]



### Operation/Application

Circuit Application	Signal
---------------------	--------

### Industry Standards

IP Rating	IP20
UL Flammability Rating	UL 94V-0

### Product Compliance




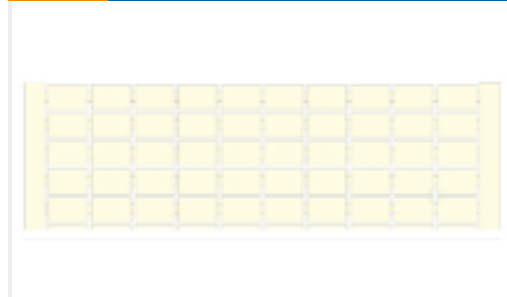

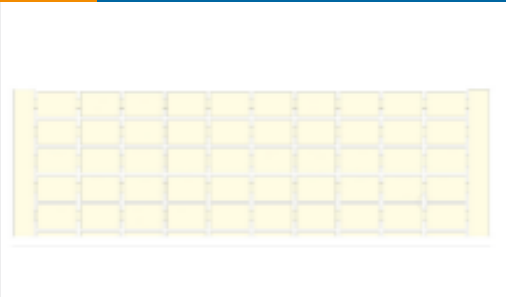
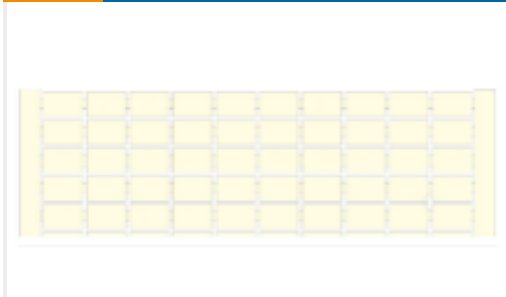



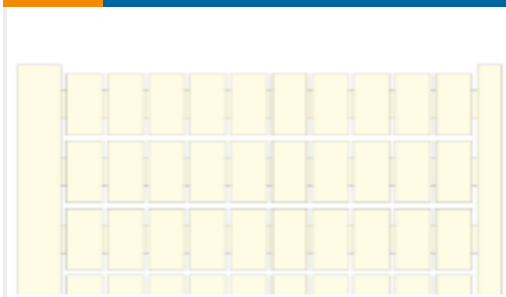









[For compliance documentation, visit the product page on TE.com>](#)

EU RoHS Directive 2011/65/EU	Compliant
EU ELV Directive 2000/53/EC	Compliant
China RoHS 2 Directive MIIT Order No 32, 2016	No Restricted Materials Above Threshold
EU REACH Regulation (EC) No. 1907/2006	Current ECHA Candidate List: JUNE 2022 (224) Candidate List Declared Against: JUNE 2022 (224) Does not contain REACH SVHC
Halogen Content	Low Halogen - Br, Cl, F, I < 900 ppm per homogenous material. Also BFR/CFR/PVC Free
Solder Process Capability	Not reviewed for solder process capability


#### Product Compliance Disclaimer

This information is provided based on reasonable inquiry of our suppliers and represents our current actual knowledge based on the information they provided. This information is subject to change. The part numbers that TE has identified as EU RoHS compliant have a maximum concentration of 0.1% by weight in homogenous materials for lead, hexavalent chromium, mercury, PBB, PBDE, DBP, BBP, DEHP, DIBP, and 0.01% for cadmium, or qualify for an exemption to these limits as defined in the Annexes of Directive 2011/65/EU (RoHS2). Finished electrical and electronic equipment products will be CE marked as required by Directive 2011/65/EU. Components may not be CE marked. Additionally, the part numbers that TE has identified as EU ELV compliant have a maximum concentration of 0.1% by weight in homogenous materials for lead, hexavalent chromium, and mercury, and 0.01% for cadmium, or qualify for an exemption to these limits as defined in the Annexes of Directive 2000/53/EC (ELV). Regarding the REACH Regulation, the information TE provides on SVHC in articles for this part number is based on the latest European Chemicals Agency (ECHA) 'Guidance on requirements for substances in articles' posted at this URL: <https://echa.europa.eu/guidance-documents/guidance-on-reach>


### Compatible Parts

 <p>TE Part # 1SNA103775R0000 RC65-BL</p>	 <p>TE Part # 1SNA103776R0100 RC65-RD</p>	 <p>TE Part # 1SNA114825R0500 SCFM6</p>	 <p>TE Part # 1SNA206230R1100 RC610-GN</p>
 <p>TE Part # 1SNA206231R0600 RC610-YL</p>	 <p>TE Part # 1SNA206232R0700 RC610-OR</p>	 <p>TE Part # 1SNA206233R0000 RC610-BL</p>	 <p>TE Part # 1SNA206235R0200 RC610-RD</p>
 <p>TE Part # 1SNA232000R0000 RC65</p>	 <p>TE Part # 1SNA233000R0100 RC610</p>	 <p>TE Part # 1SNA234000R0200 RC810</p>	 <p>TE Part # 1SNA238000R1600 RC1010</p>
 <p>TE Part # 1SNA007865R2600 FC2</p>	 <p>TE Part # 1SNA113102R1000 SCF12</p>	 <p>TE Part # 1SNA116795R1100 SCFCV1-2</p>	 <p>TE Part # 1SNA118618R0100 FEM12</p>
 <p>TE Part # 1SNA163043R2100 AL2</p>	 <p>TE Part # 1SNA163261R0000 AL3</p>	 <p>TE Part # 1SNA167860R0100 FC4</p>	 <p>TE Part # 1SNA176816R1200 CPV1-2</p>

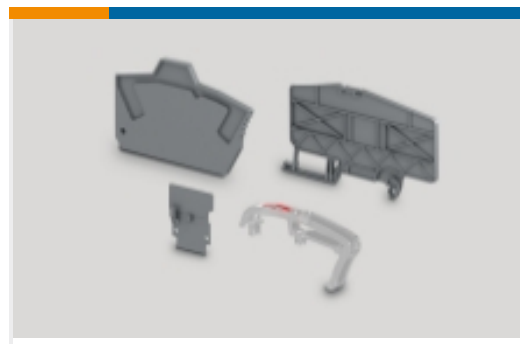
Also in the Series | **ENTRELEC SNA**



Modular Terminal Blocks(182)



Terminal Block & Strip Conducting Accessories(26)



Terminal Block & Strip Insulating Accessories(14)

## Customers Also Bought



TE Part #1SNA125129R1600  
M16/12.N



TE Part #1SNA165111R1400  
M35/16.P



TE Part #1SNA179626R0600  
BJMI12-2



TE Part #1SNA399903R0200  
BADL



TE Part #1SNA113180R1200  
PEV



TE Part #1SNA173520R2200  
BJM6D-10

## Documents

### Product Drawings

M16/12

English

### CAD Files

3D PDF

3D

Customer View Model

[ENG\\_CVM\\_CVM\\_1SNA400191R2600\\_A.2d\\_dxf.zip](#)

English

Customer View Model

[ENG\\_CVM\\_CVM\\_1SNA400191R2600\\_A.3d\\_igs.zip](#)

English

Customer View Model

[ENG\\_CVM\\_CVM\\_1SNA400191R2600\\_A.3d\\_stp.zip](#)

English

By downloading the CAD file I accept and agree to the [Terms and Conditions](#) of use.



---

**Datasheets & Catalog Pages**

[Catalogue - ENTRELEC terminal-blocks-sna-series](#)

English

[M16/12](#)

English

[ENTRELEC Terminal Blocks Catalogue \(RUS\)](#)