




ENERG

енергия · ενεργεια



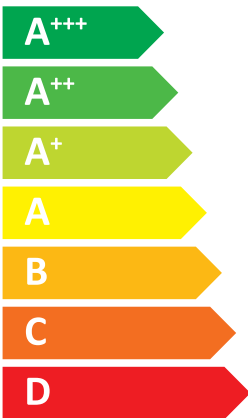
Indoor unit
Outdoor unit

E*SD-****D
PUZ-SWM140YAA



55 °C

35 °C



A++

A+++

41 dB

58 dB

■ 14	■ 14
■ 14	■ 14
■ 14	■ 14
kW	kW

2019

811/2013



PRODUCT FICHE

Mitsubishi Electric Erp Directive Related Product Information: erp.mitsubishielectric.eu/erp
Details and precautions on installation, maintenance and assembly can be found in the installation and/or operation manuals.
This information is based on EU regulation No 811/2013 and No 813/2013.

DG79A02MH01

Table 1: SPACE HEATER. Columns: Outdoor unit, Indoor unit, Medium-temperature application (3-25), For low-temperature application (4-25). Rows: PUZ-SWM60VAA, PUZ-SWM80VAA, PUZ-SWM80YAA, PUZ-SWM100VAA, PUZ-SWM100YAA, PUZ-SWM120VAA, PUZ-SWM120YAA, PUZ-SWM140VAA, PUZ-SWM140YAA, PUZ-SWM80VAA, PUZ-SWM80YAA, PUZ-SWM100VAA, PUZ-SWM100YAA, PUZ-SWM120VAA, PUZ-SWM120YAA, PUZ-SWM140VAA, PUZ-SWM140YAA.

Table 2: COMBINATION HEATER. Columns: Outdoor unit, Indoor unit, Medium-temperature application (3-25), For low-temperature application (4-25). Rows: PUZ-SWM60VAA, PUZ-SWM80VAA, PUZ-SWM80YAA, PUZ-SWM100VAA, PUZ-SWM100YAA, PUZ-SWM120VAA, PUZ-SWM120YAA, PUZ-SWM140VAA, PUZ-SWM140YAA, PUZ-SWM80VAA, PUZ-SWM80YAA, PUZ-SWM100VAA, PUZ-SWM100YAA, PUZ-SWM120VAA, PUZ-SWM120YAA, PUZ-SWM140VAA, PUZ-SWM140YAA.

English	German	French	Italian	Spanish
Nederlands	Svenska	Dansk	Portuguesa	Espanol
suomi	Cestina	Български	Polski	EMLynka
Outdoor unit	Außengerät	unité extérieure	unità esterna	unidad exterior
1	Utomhusenhet	Utenlands enhed	unidad exterior	Eskortimki hovoda
Ulkoyksykko	Vonkhusi-jednotka	Външни тло	jednostka zewnętrzna	unidad interior
Indoor unit	Innengerät	unité intérieure	unità interna	Escortimki hovoda
2	Внутренний	Innenheit	interne interior	
Внутренний	Внутренний	Външно тло	jednostka wewnętrzna	
3	Medium-temperatur application	Медіумтемпературна застосування	le application de media temperatura	
3	Medium-temperatur-boerassing	Mediumpremietatparfikation	a aplicati6 a media temperatura	
3	Keskilämpötilan sovellus	středněteplotní aplikace	zastosowanie w średnich temperaturach	
4	Low-temperature application	Nedertemperaturanwendung	le application a basse temperature	
4	Madaltemperatuur-toovastus	parfikation a basse temperature	a aplicati6 a baixa temperatura	
4	Madaltemperatuurilampi sovellus	parfikation a basse temperature	a aplicati6 a baixa temperatura	
5	Deelgedeelte van de rolpre	innoovastatuse rolli rakendamine	Perfil de servicio declarado	
5	Spruueven saraadelsprofiel	Profil de service declare	Perfil de servicio declarado	
5	Ilmoitettu kuormitusprofiili	Arvustatud koormusprofiil	Perili de sarvga deklaroido	
6	Seasonal space heating energy efficiency class	Obvnen tovarovno profiil	Deklaratsioon profiil	
6	de seizoenopwarming energie-efficiëncieklass	la classe d'efficacite énergétique saisonniere	la classe d'efficacita energetica stagionale	
6	Ilalampimykseen kuultuinen energiatuokkuluokka	la classe d'efficacite énergétique saisonniere	a aplicati6 a media temperatura	
7	Water heating energy efficiency class	la classe d'efficacite énergétique saisonniere	la classe d'efficacita energetica stagionale	
7	de energie-efficiëncieklass voor waterverwarming	la classe d'efficacite énergétique saisonniere	la classe d'efficacita energetica stagionale	
8	Raised heat output under average climate conditions	la classe d'efficacite énergétique saisonniere	la classe d'efficacita energetica stagionale	
8	de normale warmteafgifte (onder gemiddelde klimaatomstandigheden)	la classe d'efficacite énergétique saisonniere	la classe d'efficacita energetica stagionale	
9	voor ruimteverwarming, het jaarlijkse energieverbruik (onder gemiddelde klimaatomstandigheden)	la classe d'efficacite énergétique saisonniere	la classe d'efficacita energetica stagionale	
9	Ilalampimykseen vuotuinen energiatuokkuluokka	la classe d'efficacite énergétique saisonniere	la classe d'efficacita energetica stagionale	
10	voor waterverwarming, het jaarlijkse elektriciteitsverbruik (onder gemiddelde klimaatomstandigheden)	la classe d'efficacite énergétique saisonniere	la classe d'efficacita energetica stagionale	
10	vedelampimykseen vuotuinen sähkökyläluokka (Ilmasto-olosuhteissa)	la classe d'efficacite énergétique saisonniere	la classe d'efficacita energetica stagionale	
11	Seasonal space heating energy efficiency under average climate conditions	la classe d'efficacite énergétique saisonniere	la classe d'efficacita energetica stagionale	
11	de seizoenopwarming energie-efficiëncie voor ruimteverwarming (onder gemiddelde klimaatomstandigheden)	la classe d'efficacite énergétique saisonniere	la classe d'efficacita energetica stagionale	
11	Ilalampimykseen kuultuinen energiatuokkuluokka (Ilmasto-olosuhteissa)	la classe d'efficacite énergétique saisonniere	la classe d'efficacita energetica stagionale	
12	Water heating energy efficiency under average climate conditions	la classe d'efficacite énergétique saisonniere	la classe d'efficacita energetica stagionale	
12	de energie-efficiëncie voor waterverwarming (onder gemiddelde klimaatomstandigheden)	la classe d'efficacite énergétique saisonniere	la classe d'efficacita energetica stagionale	
12	vedelampimykseen energiatuokkuluokka (Ilmasto-olosuhteissa)	la classe d'efficacite énergétique saisonniere	la classe d'efficacita energetica stagionale	
13	Sound power level L _{WA, indoor}	la classe d'efficacite énergétique saisonniere	la classe d'efficacita energetica stagionale	
13	het geluidsemissiepotentiaal L _{WA, binnen}	la classe d'efficacite énergétique saisonniere	la classe d'efficacita energetica stagionale	
14	äänitehoero L _{WA, sisällä}	la classe d'efficacite énergétique saisonniere	la classe d'efficacita energetica stagionale	
14	Werkten uitvoerend in de dalen	la classe d'efficacite énergétique saisonniere	la classe d'efficacita energetica stagionale	
14	komman anpassam kullasturpulen ulkoruokela	la classe d'efficacite énergétique saisonniere	la classe d'efficacita energetica stagionale	
15	Rated heat output under colder climate conditions	la classe d'efficacite énergétique saisonniere	la classe d'efficacita energetica stagionale	
15	de normale warmteafgifte onder kouder klimaatomstandigheden	la classe d'efficacite énergétique saisonniere	la classe d'efficacita energetica stagionale	
16	Ilalampimykseen vuotuinen energiatuokkuluokka (Ilmasto-olosuhteissa)	la classe d'efficacite énergétique saisonniere	la classe d'efficacita energetica stagionale	
16	Rated heat output under warmer climate conditions	la classe d'efficacite énergétique saisonniere	la classe d'efficacita energetica stagionale	
16	de normale warmteafgifte onder warmere klimaatomstandigheden	la classe d'efficacite énergétique saisonniere	la classe d'efficacita energetica stagionale	
17	voor ruimteverwarming, het jaarlijkse energieverbruik onder koudere klimaatomstandigheden	la classe d'efficacite énergétique saisonniere	la classe d'efficacita energetica stagionale	
17	Ilalampimykseen vuotuinen energiatuokkuluokka (Ilmasto-olosuhteissa)	la classe d'efficacite énergétique saisonniere	la classe d'efficacita energetica stagionale	
18	voor ruimteverwarming, het jaarlijkse energieverbruik onder warmere klimaatomstandigheden	la classe d'efficacite énergétique saisonniere	la classe d'efficacita energetica stagionale	
18	Ilalampimykseen vuotuinen energiatuokkuluokka (Ilmasto-olosuhteissa)	la classe d'efficacite énergétique saisonniere	la classe d'efficacita energetica stagionale	
19	voor waterverwarming, het jaarlijkse elektriciteitsverbruik onder koudere klimaatomstandigheden	la classe d'efficacite énergétique saisonniere	la classe d'efficacita energetica stagionale	
19	vedelampimykseen vuotuinen sähkökyläluokka (Ilmasto-olosuhteissa)	la classe d'efficacite énergétique saisonniere	la classe d'efficacita energetica stagionale	
20	voor waterverwarming, het jaarlijkse elektriciteitsverbruik onder warmere klimaatomstandigheden	la classe d'efficacite énergétique saisonniere	la classe d'efficacita energetica stagionale	
20	vedelampimykseen vuotuinen sähkökyläluokka (Ilmasto-olosuhteissa)	la classe d'efficacite énergétique saisonniere	la classe d'efficacita energetica stagionale	
21	Seasonal space heating energy efficiency under colder climate conditions	la classe d'efficacite énergétique saisonniere	la classe d'efficacita energetica stagionale	
21	de seizoenopwarming energie-efficiëncie voor ruimteverwarming onder koudere klimaatomstandigheden	la classe d'efficacite énergétique saisonniere	la classe d'efficacita energetica stagionale	
21	Ilalampimykseen kuultuinen energiatuokkuluokka (Ilmasto-olosuhteissa)	la classe d'efficacite énergétique saisonniere	la classe d'efficacita energetica stagionale	
22	Seasonal space heating energy efficiency under warmer climate conditions	la classe d'efficacite énergétique saisonniere	la classe d'efficacita energetica stagionale	
22	de seizoenopwarming energie-efficiëncie voor ruimteverwarming onder warmere klimaatomstandigheden	la classe d'efficacite énergétique saisonniere	la classe d'efficacita energetica stagionale	
22	Ilalampimykseen kuultuinen energiatuokkuluokka (Ilmasto-olosuhteissa)	la classe d'efficacite énergétique saisonniere	la classe d'efficacita energetica stagionale	
23	Water heating energy efficiency under colder climate conditions	la classe d'efficacite énergétique saisonniere	la classe d'efficacita energetica stagionale	
23	de energie-efficiëncie voor waterverwarming onder kouder klimaatomstandigheden	la classe d'efficacite énergétique saisonniere	la classe d'efficacita energetica stagionale	
23	vedelampimykseen energiatuokkuluokka (Ilmasto-olosuhteissa)	la classe d'efficacite énergétique saisonniere	la classe d'efficacita energetica stagionale	
24	Water heating energy efficiency under warmer climate conditions	la classe d'efficacite énergétique saisonniere	la classe d'efficacita energetica stagionale	
24	de energie-efficiëncie voor waterverwarming onder warmere klimaatomstandigheden	la classe d'efficacite énergétique saisonniere	la classe d'efficacita energetica stagionale	
24	vedelampimykseen energiatuokkuluokka (Ilmasto-olosuhteissa)	la classe d'efficacite énergétique saisonniere	la classe d'efficacita energetica stagionale	
25	Sound power level L _{WA, outdoor}	la classe d'efficacite énergétique saisonniere	la classe d'efficacita energetica stagionale	
25	het geluidsemissiepotentiaal L _{WA, buiten}	la classe d'efficacite énergétique saisonniere	la classe d'efficacita energetica stagionale	
25	äänitehoero L _{WA, ulkona}	la classe d'efficacite énergétique saisonniere	la classe d'efficacita energetica stagionale	

PRODUCT INFORMATION / TECHNICAL DOCUMENTATION


Model(s):	Outdoor unit:	PUZ-SWM140YAA
	Indoor unit:	EHSD-****D
Air-to-water heat pump:		yes
Water-to-water heat pump:		no
Brine-to-water heat pump:		no
Low-temperature heat pump:		no
Equipped with a supplementary heater:		yes
Heat pump combination heater:		no
Parameters for		medium-temperature application.
Parameters for		average climate conditions.

Item	Symbol	Value	Unit	Item	Symbol	Value	Unit
Rated heat output (*)	Prated	14.0	kW	Seasonal space heating energy efficiency	η_s	134	%
Declared capacity for heating for part load at indoor temperature 20 ° C and outdoor temperature Tj				Declared coefficient of performance or primary energy ratio for part load at indoor temperature 20 ° C and outdoor temperature Tj			
Tj = - 7 ° C	Pdh	12.4	kW	Tj = - 7 ° C	COPd	1.98	-
Degradation co-efficient (**)	Cdh	1.00	-	Tj = + 2 ° C	COPd	3.40	-
Tj = + 2 ° C	Pdh	7.5	kW	Tj = + 7 ° C	COPd	4.61	-
Degradation co-efficient (**)	Cdh	0.99	-	Tj = +12 ° C	COPd	6.28	-
Tj = + 7 ° C	Pdh	6.3	kW	Tj = bivalent temperature	COPd	1.98	-
Degradation co-efficient (**)	Cdh	0.98	-	Tj = operation limit temperature (***)	COPd	1.75	-
Tj = +12 ° C	Pdh	3.9	kW	Operation limit temperature	TOL	-25	° C
Degradation co-efficient (**)	Cdh	0.97	-	Heating water operating limit temperature	WTOL	60	° C
Tj = bivalent temperature	Pdh	12.4	kW	Supplementary heater			
Tj = operation limit temperature (***)	Pdh	11.0	kW	Rated heat output (*)	Psup	3.0	kW
Bivalent temperature	Tbiv	-7	° C	Type of energy input	Electrical		
Reference design conditions for space heating	Tdesignh	-10	° C				
Power consumption in modes other than active mode							
Off mode	P _{OFF}	0.022	kW				
Thermostat-off mode	P _{TO}	0.022	kW				
Standby mode	P _{SB}	0.022	kW				
Crankcase heater mode	P _{CK}	0.000	kW				

Other items				Rated air flow rate, outdoors			
Capacity control	variable			-	2640	m ³ /h	
Sound power level, indoors/outdoors	L _{WA}	41 / 58	dBA				
Annual energy consumption	Q _{HE}	8473	kWh				

For heat pump combination heater:				Water heating energy efficiency			
Declared load profile	-			η_{wh}	-	%	
Daily electricity consumption	Q _{elec}	-	kWh				
Annual electricity consumption	AEC	-	kWh				

Contact details
 MITSUBISHI ELECTRIC AIR CONDITIONING SYSTEMS MANUFACTURING TURKEY JOINT STOCK COMPANY
 Manisa OSB 4.Kisim Kecilikoyosb Mah. Ahmet Nazif Zorlu Bulvarı No:19 Yunusemre - Manisa, Turkey

The identification and signature of the person empowered to bind the supplier:

 Kenichi SAITO
 Manager, Quality Assurance Department
 TURKEY

· Details and precautions on installation, maintenance and assembly can be found in the installation and or operation manuals.
 · Details and precautions on recycling and/or disposal at end-of-life can be found in the installation and or operation manuals.
 (*) For heat pump space heaters and heat pump combination heaters, the rated heat output Prated is equal to the design load for heating Pdesignh, and the rated heat output of a supplementary heater Psup is equal to the supplementary capacity for heating sup(Tj).
 (**) If Cdh is not determined by measurement then the default degradation coefficient is Cdh = 0,9.
 (***) If the declared TOL is lower than the T designh of the considered climate then the outdoor dry bulb temperature Tj is equal to T designh.

PRODUCT INFORMATION / TECHNICAL DOCUMENTATION

Model(s):	Outdoor unit:	PUZ-SWM140YAA
	Indoor unit:	EHSD-****D
Air-to-water heat pump:		yes
Water-to-water heat pump:		no
Brine-to-water heat pump:		no
Low-temperature heat pump:		no
Equipped with a supplementary heater:		yes
Heat pump combination heater:		no
Parameters for		low-temperature application.
Parameters for		average climate conditions.

Item	Symbol	Value	Unit	Item	Symbol	Value	Unit
Rated heat output (*)	Prated	14.0	kW	Seasonal space heating energy efficiency	η_s	175	%
Declared capacity for heating for part load at indoor temperature 20 ° C and outdoor temperature Tj				Declared coefficient of performance or primary energy ratio for part load at indoor temperature 20 ° C and outdoor temperature Tj			
Tj = - 7 ° C	Pdh	12.4	kW	Tj = - 7 ° C	COPd	2.70	-
Degradation co-efficient (**)	Cdh	1.00	-	Tj = + 2 ° C	COPd	4.51	-
Tj = + 2 ° C	Pdh	7.6	kW	Tj = + 7 ° C	COPd	5.91	-
Degradation co-efficient (**)	Cdh	0.99	-	Tj = +12 ° C	COPd	7.03	-
Tj = + 7 ° C	Pdh	6.4	kW	Tj = bivalent temperature	COPd	2.70	-
Degradation co-efficient (**)	Cdh	0.98	-	Tj = operation limit temperature (***)	COPd	2.40	-
Tj = +12 ° C	Pdh	4.1	kW	Operation limit temperature	TOL	-25	° C
Degradation co-efficient (**)	Cdh	0.96	-	Heating water operating limit temperature	WTOL	60	° C
Tj = bivalent temperature	Pdh	12.4	kW	Supplementary heater			
Tj = operation limit temperature (***)	Pdh	11.0	kW	Rated heat output (*)	Psup	3.0	kW
Bivalent temperature	Tbiv	-7	° C	Type of energy input	Electrical		
Reference design conditions for space heating	Tdesignh	-10	° C	Power consumption in modes other than active mode			
Off mode				P _{OFF}			
Thermostat-off mode				P _{TO}			
Standby mode				P _{SB}			
Crankcase heater mode				P _{CK}			

Other items				Rated air flow rate, outdoors			
Capacity control	variable			-	2640	m ³ /h	
Sound power level, indoors/outdoors	L _{WA}	41 / 58		dBA			
Annual energy consumption	Q _{HE}	6517		kWh			

For heat pump combination heater:				Water heating energy efficiency			
Declared load profile	-			η_{wh}	-		
Daily electricity consumption	Q _{elec}	-		kWh			
Annual electricity consumption	AEC	-		kWh			

Contact details

MITSUBISHI ELECTRIC AIR CONDITIONING SYSTEMS MANUFACTURING TURKEY JOINT STOCK COMPANY Manisa OSB 4.Kisim Kecilikoyosb Mah. Ahmet Nazif Zorlu Bulvari No:19 Yunusemre - Manisa, Turkey

The identification and signature of the person empowered to bind the supplier;

Kenichi SAITO
Manager, Quality Assurance Department
TURKEY

The signature is signed in the average climate / medium-temperature section.

- Details and precautions on installation, maintenance and assembly can be found in the installation and or operation manuals.
 - Details and precautions on recycling and/or disposal at end-of-life can be found in the installation and or operation manuals.
- (*) For heat pump space heaters and heat pump combination heaters, the rated heat output Prated is equal to the design load for heating Pdesignh, and the rated heat output of a supplementary heater Psup is equal to the supplementary capacity for heating sup(Tj).
- (**) If Cdh is not determined by measurement then the default degradation coefficient is Cdh = 0,9.
- (***) If the declared TOL is lower than the T designh of the considered climate then the outdoor dry bulb temperature Tj is equal to T designh.

PRODUCT INFORMATION / TECHNICAL DOCUMENTATION

Model(s):	Outdoor unit:	PUZ-SWM140YAA
	Indoor unit:	EHSD-****D
Air-to-water heat pump:		yes
Water-to-water heat pump:		no
Brine-to-water heat pump:		no
Low-temperature heat pump:		no
Equipped with a supplementary heater:		yes
Heat pump combination heater:		no
Parameters for		medium-temperature application.
Parameters for		colder climate conditions.

Item	Symbol	Value	Unit	Item	Symbol	Value	Unit
Rated heat output (*)	Prated	14.0	kW	Seasonal space heating energy efficiency	η_s	104	%
Declared capacity for heating for part load at indoor temperature 20 ° C and outdoor temperature Tj				Declared coefficient of performance or primary energy ratio for part load at indoor temperature 20 ° C and outdoor temperature Tj			
Tj = - 7 ° C	Pdh	8.5	kW	Tj = - 7 ° C	COPd	2.20	-
Degradation co-efficient (**)	Cdh	0.99	-	Tj = + 2 ° C	COPd	3.30	-
Tj = + 2 ° C	Pdh	5.2	kW	Tj = + 7 ° C	COPd	4.30	-
Degradation co-efficient (**)	Cdh	0.99	-	Tj = +12 ° C	COPd	6.60	-
Tj = + 7 ° C	Pdh	4.4	kW	Tj = bivalent temperature	COPd	1.60	-
Degradation co-efficient (**)	Cdh	0.98	-	Tj = operation limit temperature (***)	COPd	1.20	-
Tj = +12 ° C	Pdh	4.5	kW	Tj = - 15 ° C (if TOL < - 20 ° C)	COPd	1.60	-
Degradation co-efficient (**)	Cdh	0.97	-	Operation limit temperature	TOL	-25	° C
Tj = bivalent temperature	Pdh	10.7	kW	Heating water operating limit temperature	WTOL	60	° C
Tj = operation limit temperature (***)	Pdh	8.0	kW	Supplementary heater			
Tj = - 15 ° C (if TOL < - 20 ° C)	Pdh	10.5	kW	Rated heat output (*)	Psup	6.0	kW
Bivalent temperature	Tbiv	-13	° C	Type of energy input	Electrical		
Reference design conditions for space heating	Tdesignh	-22	° C				
Power consumption in modes other than active mode							
Off mode	P _{OFF}	0.022	kW				
Thermostat-off mode	P _{TO}	0.022	kW				
Standby mode	P _{SB}	0.022	kW				
Crankcase heater mode	P _{CK}	0.000	kW				

Other items				Rated air flow rate, outdoors			
Capacity control	variable			-	2640	m ³ /h	
Sound power level, indoors/outdoors	L _{WA}	41 / 58	dBA				
Annual energy consumption	Q _{HE}	12867	kWh				

For heat pump combination heater:				Water heating energy efficiency			
Declared load profile	-			η_{wh}	-	%	
Daily electricity consumption	Q _{elec}	-	kWh				
Annual electricity consumption	AEC	-	kWh				

Contact details

MITSUBISHI ELECTRIC AIR CONDITIONING SYSTEMS MANUFACTURING TURKEY JOINT STOCK COMPANY Manisa OSB 4.Kisim Kecilikoyosb Mah. Ahmet Nazif Zorlu Bulvarı No:19 Yunusemre - Manisa, Turkey

The identification and signature of the person empowered to bind the supplier;

Kenichi SAITO

The signature is signed in the average climate / medium-temperature section. Manager, Quality Assurance Department

TURKEY

· Details and precautions on installation, maintenance and assembly can be found in the installation and or operation manuals.

· Details and precautions on recycling and/or disposal at end-of-life can be found in the installation and or operation manuals.

(*) For heat pump space heaters and heat pump combination heaters, the rated heat output Prated is equal to the design load for heating Pdesignh, and the rated heat output of a supplementary heater Psup is equal to the supplementary capacity for heating sup(Tj).

(**) If Cdh is not determined by measurement then the default degradation coefficient is Cdh = 0.9.

(***) If the declared TOL is lower than the T designh of the considered climate then the outdoor dry bulb temperature Tj is equal to T designh.

PRODUCT INFORMATION / TECHNICAL DOCUMENTATION

Model(s):	Outdoor unit:	PUZ-SWM140YAA
	Indoor unit:	EHSD-****D
Air-to-water heat pump:		yes
Water-to-water heat pump:		no
Brine-to-water heat pump:		no
Low-temperature heat pump:		no
Equipped with a supplementary heater:		yes
Heat pump combination heater:		no
Parameters for		low-temperature application.
Parameters for		colder climate conditions.

Item	Symbol	Value	Unit	Item	Symbol	Value	Unit
Rated heat output (*)	Prated	14.0	kW	Seasonal space heating energy efficiency	η_s	131	%
Declared capacity for heating for part load at indoor temperature 20 ° C and outdoor temperature Tj				Declared coefficient of performance or primary energy ratio for part load at indoor temperature 20 ° C and outdoor temperature Tj			
Tj = - 7 ° C	Pdh	8.5	kW	Tj = - 7 ° C	COPd	3.30	-
Degradation co-efficient (**)	Cdh	0.99	-	Tj = + 2 ° C	COPd	3.60	-
Tj = + 2 ° C	Pdh	5.2	kW	Tj = + 7 ° C	COPd	5.10	-
Degradation co-efficient (**)	Cdh	0.99	-	Tj = +12 ° C	COPd	7.60	-
Tj = + 7 ° C	Pdh	4.6	kW	Tj = bivalent temperature	COPd	1.90	-
Degradation co-efficient (**)	Cdh	0.98	-	Tj = operation limit temperature (***)	COPd	1.50	-
Tj = +12 ° C	Pdh	4.5	kW	Tj = - 15 ° C (if TOL < - 20 ° C)	COPd	1.90	-
Degradation co-efficient (**)	Cdh	0.96	-	Operation limit temperature	TOL	-25	° C
Tj = bivalent temperature	Pdh	11.8	kW	Heating water operating limit temperature	WTOL	60	° C
Tj = operation limit temperature (***)	Pdh	9.2	kW	Supplementary heater			
Tj = - 15 ° C (if TOL < - 20 ° C)	Pdh	11.4	kW	Rated heat output (*)	Psup	4.8	kW
Bivalent temperature	Tbiv	-16	° C	Type of energy input	Electrical		
Reference design conditions for space heating	Tdesignh	-22	° C				
Power consumption in modes other than active mode							
Off mode	P _{OFF}	0.022	kW				
Thermostat-off mode	P _{TO}	0.022	kW				
Standby mode	P _{SB}	0.022	kW				
Crankcase heater mode	P _{CK}	0.000	kW				

Other items				Rated air flow rate, outdoors			
Capacity control	variable			-	2640	m ³ /h	
Sound power level, indoors/outdoors	L _{WA}	41 / 58	dBA				
Annual energy consumption	Q _{HE}	10275	kWh				

For heat pump combination heater:				Water heating energy efficiency			
Declared load profile	-			η_{wh}	-	%	
Daily electricity consumption	Q _{elec}	-	kWh				
Annual electricity consumption	AEC	-	kWh				

Contact details

MITSUBISHI ELECTRIC AIR CONDITIONING SYSTEMS MANUFACTURING TURKEY JOINT STOCK COMPANY Manisa OSB 4.Kisim Kecilikoyosb Mah. Ahmet Nazif Zorlu Bulvarı No:19 Yunusemre - Manisa, Turkey

The identification and signature of the person empowered to bind the supplier;

Kenichi SAITO

The signature is signed in the average climate / medium-temperature section. Manager, Quality Assurance Department

TURKEY

· Details and precautions on installation, maintenance and assembly can be found in the installation and or operation manuals.

· Details and precautions on recycling and/or disposal at end-of-life can be found in the installation and or operation manuals.

(*) For heat pump space heaters and heat pump combination heaters, the rated heat output Prated is equal to the design load for heating Pdesignh, and the rated heat output of a supplementary heater Psup is equal to the supplementary capacity for heating sup(Tj).

(**) If Cdh is not determined by measurement then the default degradation coefficient is Cdh = 0.9.

(***) If the declared TOL is lower than the T designh of the considered climate then the outdoor dry bulb temperature Tj is equal to T designh.

PRODUCT INFORMATION / TECHNICAL DOCUMENTATION

Model(s):	Outdoor unit:	PUZ-SWM140YAA
	Indoor unit:	EHSD-****D
Air-to-water heat pump:		yes
Water-to-water heat pump:		no
Brine-to-water heat pump:		no
Low-temperature heat pump:		no
Equipped with a supplementary heater:		yes
Heat pump combination heater:		no
Parameters for		medium-temperature application.
Parameters for		warmer climate conditions.

Item	Symbol	Value	Unit	Item	Symbol	Value	Unit
Rated heat output (*)	Prated	14.0	kW	Seasonal space heating energy efficiency	η_s	149	%
Declared capacity for heating for part load at indoor temperature 20 ° C and outdoor temperature Tj				Declared coefficient of performance or primary energy ratio for part load at indoor temperature 20 ° C and outdoor temperature Tj			
Tj = - 7 ° C	Pdh	-	kW	Tj = - 7 ° C	COPd	-	-
Degradation co-efficient (**)	Cdh	-	-	Tj = + 2 ° C	COPd	1.90	-
Tj = + 2 ° C	Pdh	14.0	kW	Tj = + 7 ° C	COPd	3.10	-
Degradation co-efficient (**)	Cdh	1.00	-	Tj = +12 ° C	COPd	5.40	-
Tj = + 7 ° C	Pdh	8.8	kW	Tj = bivalent temperature	COPd	1.90	-
Degradation co-efficient (**)	Cdh	0.99	-	Tj = operation limit temperature (***)	COPd	1.90	-
Tj = +12 ° C	Pdh	5.5	kW	Operation limit temperature	TOL	-25	° C
Degradation co-efficient (**)	Cdh	0.98	-	Heating water operating limit temperature	WTOL	60	° C
Tj = bivalent temperature	Pdh	14.0	kW	Supplementary heater			
Tj = operation limit temperature (***)	Pdh	14.0	kW	Rated heat output (*)	Psup	0.0	kW
Bivalent temperature	Tbiv	2	° C	Type of energy input	Electrical		
Reference design conditions for space heating	Tdesignh	2	° C				
Power consumption in modes other than active mode							
Off mode	P _{OFF}	0.022	kW				
Thermostat-off mode	P _{TO}	0.022	kW				
Standby mode	P _{SB}	0.022	kW				
Crankcase heater mode	P _{CK}	0.000	kW				

Other items				Rated air flow rate, outdoors			
Capacity control	variable			-	2640	m ³ /h	
Sound power level, indoors/outdoors	L _{WA}	41 / 58	dBA				
Annual energy consumption	Q _{HE}	4934	kWh				

For heat pump combination heater:				Water heating energy efficiency			
Declared load profile	-			η_{wh}	-	%	
Daily electricity consumption	Q _{elec}	-	kWh				
Annual electricity consumption	AEC	-	kWh				

Contact details
 MITSUBISHI ELECTRIC AIR CONDITIONING SYSTEMS MANUFACTURING TURKEY JOINT STOCK COMPANY
 Manisa OSB 4.Kisim Kecilikoyosb Mah. Ahmet Nazif Zorlu Bulvarı No:19 Yunusemre - Manisa, Turkey

The identification and signature of the person empowered to bind the supplier;
 Kenichi SAITO
 Manager, Quality Assurance Department
 TURKEY

The signature is signed in the average climate / medium-temperature section.

- Details and precautions on installation, maintenance and assembly can be found in the installation and or operation manuals.
 - Details and precautions on recycling and/or disposal at end-of-life can be found in the installation and or operation manuals.
- (*) For heat pump space heaters and heat pump combination heaters, the rated heat output Prated is equal to the design load for heating Pdesignh, and the rated heat output of a supplementary heater Psup is equal to the supplementary capacity for heating sup(Tj).
- (**) If Cdh is not determined by measurement then the default degradation coefficient is Cdh = 0.9.
- (***) If the declared TOL is lower than the T designh of the considered climate then the outdoor dry bulb temperature Tj is equal to T designh.

PRODUCT INFORMATION / TECHNICAL DOCUMENTATION

Model(s):	Outdoor unit:	PUZ-SWM140YAA
	Indoor unit:	EHSD-****D
Air-to-water heat pump:		yes
Water-to-water heat pump:		no
Brine-to-water heat pump:		no
Low-temperature heat pump:		no
Equipped with a supplementary heater:		yes
Heat pump combination heater:		no
Parameters for		low-temperature application.
Parameters for		warmer climate conditions.

Item	Symbol	Value	Unit	Item	Symbol	Value	Unit
Rated heat output (*)	Prated	14.0	kW	Seasonal space heating energy efficiency	η_s	217	%
Declared capacity for heating for part load at indoor temperature 20 ° C and outdoor temperature Tj				Declared coefficient of performance or primary energy ratio for part load at indoor temperature 20 ° C and outdoor temperature Tj			
Tj = - 7 ° C	Pdh	-	kW	Tj = - 7 ° C	COPd	-	-
Degradation co-efficient (**)	Cdh	-	-	Tj = + 2 ° C	COPd	3.10	-
Tj = + 2 ° C	Pdh	14.0	kW	Tj = + 7 ° C	COPd	5.01	-
Degradation co-efficient (**)	Cdh	1.00	-	Tj = +12 ° C	COPd	7.01	-
Tj = + 7 ° C	Pdh	9.0	kW	Tj = bivalent temperature	COPd	3.10	-
Degradation co-efficient (**)	Cdh	0.99	-	Tj = operation limit temperature (***)	COPd	3.10	-
Tj = +12 ° C	Pdh	5.1	kW	Operation limit temperature	TOL	-25	° C
Degradation co-efficient (**)	Cdh	0.97	-	Heating water operating limit temperature	WTOL	60	° C
Tj = bivalent temperature	Pdh	14.0	kW	Supplementary heater			
Tj = operation limit temperature (***)	Pdh	14.0	kW	Rated heat output (*)	Psup	0.0	kW
Bivalent temperature	Tbiv	2	° C	Type of energy input	Electrical		
Reference design conditions for space heating	Tdesignh	2	° C				
Power consumption in modes other than active mode							
Off mode	P _{OFF}	0.022	kW				
Thermostat-off mode	P _{TO}	0.022	kW				
Standby mode	P _{SB}	0.022	kW				
Crankcase heater mode	P _{CK}	0.000	kW				

Other items				Rated air flow rate, outdoors			
Capacity control	variable			-	2640	m ³ /h	
Sound power level, indoors/outdoors	L _{WA}	41 / 58	dBA				
Annual energy consumption	Q _{HE}	3407	kWh				

For heat pump combination heater:				Water heating energy efficiency			
Declared load profile	-			η_{wh}	-	%	
Daily electricity consumption	Q _{elec}	-	kWh				
Annual electricity consumption	AEC	-	kWh				

Contact details				MITSUBISHI ELECTRIC AIR CONDITIONING SYSTEMS MANUFACTURING TURKEY JOINT STOCK COMPANY			
				Manisa OSB 4.Kisim Kecilikoyosb Mah. Ahmet Nazif Zorlu Bulvarı No:19 Yunusemre - Manisa, Turkey			
The identification and signature of the person empowered to bind the supplier:				Kenichi SAITO			
The signature is signed in the average climate / medium-temperature section.				Manager, Quality Assurance Department			
				TURKEY			

· Details and precautions on installation, maintenance and assembly can be found in the installation and or operation manuals.

· Details and precautions on recycling and/or disposal at end-of-life can be found in the installation and or operation manuals.

(*) For heat pump space heaters and heat pump combination heaters, the rated heat output Prated is equal to the design load for heating Pdesignh, and the rated heat output of a supplementary heater Psup is equal to the supplementary capacity for heating sup(Tj).

(**) If Cdh is not determined by measurement then the default degradation coefficient is Cdh = 0.9.

(***) If the declared TOL is lower than the T designh of the considered climate then the outdoor dry bulb temperature Tj is equal to T designh.

PRODUCT INFORMATION / TECHNICAL DOCUMENTATION

Model(s):	Outdoor unit:	PUZ-SWM140YAA
	Indoor unit:	ERSD-****D
Air-to-water heat pump:		yes
Water-to-water heat pump:		no
Brine-to-water heat pump:		no
Low-temperature heat pump:		no
Equipped with a supplementary heater:		yes
Heat pump combination heater:		no
Parameters for		medium-temperature application.
Parameters for		average climate conditions.

Item	Symbol	Value	Unit	Item	Symbol	Value	Unit
Rated heat output (*)	Prated	14.0	kW	Seasonal space heating energy efficiency	η_s	135	%
Declared capacity for heating for part load at indoor temperature 20 ° C and outdoor temperature Tj				Declared coefficient of performance or primary energy ratio for part load at indoor temperature 20 ° C and outdoor temperature Tj			
Tj = - 7 ° C	Pdh	12.4	kW	Tj = - 7 ° C	COPd	1.98	-
Degradation co-efficient (**)	Cdh	1.00	-	Tj = + 2 ° C	COPd	3.40	-
Tj = + 2 ° C	Pdh	7.5	kW	Tj = + 7 ° C	COPd	4.61	-
Degradation co-efficient (**)	Cdh	0.99	-	Tj = +12 ° C	COPd	6.28	-
Tj = + 7 ° C	Pdh	6.3	kW	Tj = bivalent temperature	COPd	1.98	-
Degradation co-efficient (**)	Cdh	0.98	-	Tj = operation limit temperature (***)	COPd	1.75	-
Tj = +12 ° C	Pdh	3.9	kW	Operation limit temperature	TOL	-25	° C
Degradation co-efficient (**)	Cdh	0.97	-	Heating water operating limit temperature	WTOL	60	° C
Tj = bivalent temperature	Pdh	12.4	kW	Supplementary heater			
Tj = operation limit temperature (***)	Pdh	11.0	kW	Rated heat output (*)	Psup	3.0	kW
Bivalent temperature	Tbiv	-7	° C	Type of energy input	Electrical		
Reference design conditions for space heating	Tdesignh	-10	° C				
Power consumption in modes other than active mode							
Off mode	P _{OFF}	0.022	kW				
Thermostat-off mode	P _{TO}	0.022	kW				
Standby mode	P _{SB}	0.022	kW				
Crankcase heater mode	P _{CK}	0.000	kW				

Other items				Rated air flow rate, outdoors			
Capacity control	variable			-	2640	m ³ /h	
Sound power level, indoors/outdoors	L _{WA}	41 / 58	dBA				
Annual energy consumption	Q _{HE}	8392	kWh				


For heat pump combination heater:				Water heating energy efficiency			
Declared load profile	-			η_{wh}	-	%	
Daily electricity consumption	Q _{elec}	-	kWh				
Annual electricity consumption	AEC	-	kWh				

Contact details

MITSUBISHI ELECTRIC AIR CONDITIONING SYSTEMS MANUFACTURING TURKEY JOINT STOCK COMPANY

Manisa OSB 4.Kisim Kecilikoyosb Mah. Ahmet Nazif Zorlu Bulvarı No:19 Yunusemre - Manisa, Turkey

The identification and signature of the person empowered to bind the supplier:



Kenichi SAITO
 Manager, Quality Assurance Department
 TURKEY

· Details and precautions on installation, maintenance and assembly can be found in the installation and or operation manuals.

· Details and precautions on recycling and/or disposal at end-of-life can be found in the installation and or operation manuals.

(*) For heat pump space heaters and heat pump combination heaters, the rated heat output Prated is equal to the design load for heating Pdesignh, and the rated heat output of a supplementary heater Psup is equal to the supplementary capacity for heating sup(Tj).

(**) If Cdh is not determined by measurement then the default degradation coefficient is Cdh = 0,9.

(***) If the declared TOL is lower than the T designh of the considered climate then the outdoor dry bulb temperature Tj is equal to T designh.

PRODUCT INFORMATION / TECHNICAL DOCUMENTATION

Model(s):	Outdoor unit:	PUZ-SWM140YAA
	Indoor unit:	ERSD-****D
Air-to-water heat pump:		yes
Water-to-water heat pump:		no
Brine-to-water heat pump:		no
Low-temperature heat pump:		no
Equipped with a supplementary heater:		yes
Heat pump combination heater:		no
Parameters for		low-temperature application.
Parameters for		average climate conditions.

Item	Symbol	Value	Unit	Item	Symbol	Value	Unit
Rated heat output (*)	Prated	14.0	kW	Seasonal space heating energy efficiency	η_s	177	%
Declared capacity for heating for part load at indoor temperature 20 ° C and outdoor temperature Tj				Declared coefficient of performance or primary energy ratio for part load at indoor temperature 20 ° C and outdoor temperature Tj			
Tj = - 7 ° C	Pdh	12.4	kW	Tj = - 7 ° C	COPd	2.70	-
Degradation co-efficient (**)	Cdh	1.00	-	Tj = + 2 ° C	COPd	4.51	-
Tj = + 2 ° C	Pdh	7.6	kW	Tj = + 7 ° C	COPd	5.91	-
Degradation co-efficient (**)	Cdh	0.99	-	Tj = +12 ° C	COPd	7.03	-
Tj = + 7 ° C	Pdh	6.4	kW	Tj = bivalent temperature	COPd	2.70	-
Degradation co-efficient (**)	Cdh	0.98	-	Tj = operation limit temperature (***)	COPd	2.40	-
Tj = +12 ° C	Pdh	4.1	kW	Operation limit temperature	TOL	-25	° C
Degradation co-efficient (**)	Cdh	0.96	-	Heating water operating limit temperature	WTOL	60	° C
Tj = bivalent temperature	Pdh	12.4	kW	Supplementary heater			
Tj = operation limit temperature (***)	Pdh	11.0	kW	Rated heat output (*)	Psup	3.0	kW
Bivalent temperature	Tbiv	-7	° C	Type of energy input	Electrical		
Reference design conditions for space heating	Tdesignh	-10	° C	Power consumption in modes other than active mode			
Off mode				P _{OFF}			
Thermostat-off mode				P _{TO}			
Standby mode				P _{SB}			
Crankcase heater mode				P _{CK}			

Other items				Rated air flow rate, outdoors			
Capacity control	variable			-	2640	m ³ /h	
Sound power level, indoors/outdoors	L _{WA}	41 / 58		dBA			
Annual energy consumption	Q _{HE}	6437		kWh			

For heat pump combination heater:				Water heating energy efficiency			
Declared load profile	-			η_{wh}	-		
Daily electricity consumption	Q _{elec}	-		kWh			
Annual electricity consumption	AEC	-		kWh			

Contact details

MITSUBISHI ELECTRIC AIR CONDITIONING SYSTEMS MANUFACTURING TURKEY JOINT STOCK COMPANY Manisa OSB 4.Kisim Kecilikoyosb Mah. Ahmet Nazif Zorlu Bulvari No:19 Yunusemre - Manisa, Turkey

The identification and signature of the person empowered to bind the supplier;

Kenichi SAITO

The signature is signed in the average climate / medium-temperature section. Manager, Quality Assurance Department

TURKEY

- Details and precautions on installation, maintenance and assembly can be found in the installation and or operation manuals.
 - Details and precautions on recycling and/or disposal at end-of-life can be found in the installation and or operation manuals.
- (*) For heat pump space heaters and heat pump combination heaters, the rated heat output Prated is equal to the design load for heating Pdesignh, and the rated heat output of a supplementary heater Psup is equal to the supplementary capacity for heating sup(Tj).
- (**) If Cdh is not determined by measurement then the default degradation coefficient is Cdh = 0,9.
- (***) If the declared TOL is lower than the T designh of the considered climate then the outdoor dry bulb temperature Tj is equal to T designh.

PRODUCT INFORMATION / TECHNICAL DOCUMENTATION

Model(s):	Outdoor unit:	PUZ-SWM140YAA
	Indoor unit:	ERSD-****D
Air-to-water heat pump:		yes
Water-to-water heat pump:		no
Brine-to-water heat pump:		no
Low-temperature heat pump:		no
Equipped with a supplementary heater:		yes
Heat pump combination heater:		no
Parameters for		medium-temperature application.
Parameters for		colder climate conditions.

Item	Symbol	Value	Unit	Item	Symbol	Value	Unit
Rated heat output (*)	Prated	14.0	kW	Seasonal space heating energy efficiency	η_s	105	%
Declared capacity for heating for part load at indoor temperature 20 ° C and outdoor temperature Tj				Declared coefficient of performance or primary energy ratio for part load at indoor temperature 20 ° C and outdoor temperature Tj			
Tj = - 7 ° C	Pdh	8.5	kW	Tj = - 7 ° C	COPd	2.20	-
Degradation co-efficient (**)	Cdh	0.99	-	Tj = + 2 ° C	COPd	3.30	-
Tj = + 2 ° C	Pdh	5.2	kW	Tj = + 7 ° C	COPd	4.30	-
Degradation co-efficient (**)	Cdh	0.99	-	Tj = +12 ° C	COPd	6.60	-
Tj = + 7 ° C	Pdh	4.4	kW	Tj = bivalent temperature	COPd	1.60	-
Degradation co-efficient (**)	Cdh	0.98	-	Tj = operation limit temperature (***)	COPd	1.20	-
Tj = +12 ° C	Pdh	4.5	kW	Tj = - 15 ° C (if TOL < - 20 ° C)	COPd	1.60	-
Degradation co-efficient (**)	Cdh	0.97	-	Operation limit temperature	TOL	-25	° C
Tj = bivalent temperature	Pdh	10.7	kW	Heating water operating limit temperature	WTOL	60	° C
Tj = operation limit temperature (***)	Pdh	8.0	kW	Supplementary heater			
Tj = - 15 ° C (if TOL < - 20 ° C)	Pdh	10.5	kW	Rated heat output (*)	Psup	6.0	kW
Bivalent temperature	Tbiv	-13	° C	Type of energy input	Electrical		
Reference design conditions for space heating	Tdesignh	-22	° C				
Power consumption in modes other than active mode							
Off mode	P _{OFF}	0.022	kW				
Thermostat-off mode	P _{TO}	0.022	kW				
Standby mode	P _{SB}	0.022	kW				
Crankcase heater mode	P _{CK}	0.000	kW				

Other items				Rated air flow rate, outdoors			
Capacity control	variable			-	2640	m ³ /h	
Sound power level, indoors/outdoors	L _{WA}	41 / 58	dBA				
Annual energy consumption	Q _{HE}	12819	kWh				

For heat pump combination heater:				Water heating energy efficiency			
Declared load profile	-			η_{wh}	-	%	
Daily electricity consumption	Q _{elec}	-	kWh				
Annual electricity consumption	AEC	-	kWh				

Contact details

MITSUBISHI ELECTRIC AIR CONDITIONING SYSTEMS MANUFACTURING TURKEY JOINT STOCK COMPANY Manisa OSB 4.Kisim Kecilikoyosb Mah. Ahmet Nazif Zorlu Bulvarı No:19 Yunusemre - Manisa, Turkey

The identification and signature of the person empowered to bind the supplier;

Kenichi SAITO

The signature is signed in the average climate / medium-temperature section. Manager, Quality Assurance Department

TURKEY

· Details and precautions on installation, maintenance and assembly can be found in the installation and or operation manuals.

· Details and precautions on recycling and/or disposal at end-of-life can be found in the installation and or operation manuals.

(*) For heat pump space heaters and heat pump combination heaters, the rated heat output Prated is equal to the design load for heating Pdesignh, and the rated heat output of a supplementary heater Psup is equal to the supplementary capacity for heating sup(Tj).

(**) If Cdh is not determined by measurement then the default degradation coefficient is Cdh = 0,9.

(***) If the declared TOL is lower than the T designh of the considered climate then the outdoor dry bulb temperature Tj is equal to T designh.

PRODUCT INFORMATION / TECHNICAL DOCUMENTATION

Model(s):	Outdoor unit:	PUZ-SWM140YAA
	Indoor unit:	ERSD-****D
Air-to-water heat pump:		yes
Water-to-water heat pump:		no
Brine-to-water heat pump:		no
Low-temperature heat pump:		no
Equipped with a supplementary heater:		yes
Heat pump combination heater:		no
Parameters for		low-temperature application.
Parameters for		colder climate conditions.

Item	Symbol	Value	Unit	Item	Symbol	Value	Unit
Rated heat output (*)	Prated	14.0	kW	Seasonal space heating energy efficiency	η_s	132	%
Declared capacity for heating for part load at indoor temperature 20 ° C and outdoor temperature Tj				Declared coefficient of performance or primary energy ratio for part load at indoor temperature 20 ° C and outdoor temperature Tj			
Tj = - 7 ° C	Pdh	8.5	kW	Tj = - 7 ° C	COPd	3.30	-
Degradation co-efficient (**)	Cdh	0.99	-	Tj = + 2 ° C	COPd	3.60	-
Tj = + 2 ° C	Pdh	5.2	kW	Tj = + 7 ° C	COPd	5.10	-
Degradation co-efficient (**)	Cdh	0.99	-	Tj = +12 ° C	COPd	7.60	-
Tj = + 7 ° C	Pdh	4.6	kW	Tj = bivalent temperature	COPd	1.90	-
Degradation co-efficient (**)	Cdh	0.98	-	Tj = operation limit temperature (***)	COPd	1.50	-
Tj = +12 ° C	Pdh	4.5	kW	Tj = - 15 ° C (if TOL < - 20 ° C)	COPd	1.90	-
Degradation co-efficient (**)	Cdh	0.96	-	Operation limit temperature	TOL	-25	° C
Tj = bivalent temperature	Pdh	11.8	kW	Heating water operating limit temperature	WTOL	60	° C
Tj = operation limit temperature (***)	Pdh	9.2	kW	Supplementary heater			
Tj = - 15 ° C (if TOL < - 20 ° C)	Pdh	11.4	kW	Rated heat output (*)	Psup	4.8	kW
Bivalent temperature	Tbiv	-16	° C	Type of energy input	Electrical		
Reference design conditions for space heating	Tdesignh	-22	° C				
Power consumption in modes other than active mode							
Off mode	P _{OFF}	0.022	kW				
Thermostat-off mode	P _{TO}	0.022	kW				
Standby mode	P _{SB}	0.022	kW				
Crankcase heater mode	P _{CK}	0.000	kW				

Other items				Rated air flow rate, outdoors			
Capacity control	variable			-	2640	m ³ /h	
Sound power level, indoors/outdoors	L _{WA}	41 / 58	dBA				
Annual energy consumption	Q _{HE}	10226	kWh				

For heat pump combination heater:				Water heating energy efficiency			
Declared load profile	-			η_{wh}	-	%	
Daily electricity consumption	Q _{elec}	-	kWh				
Annual electricity consumption	AEC	-	kWh				

Contact details

MITSUBISHI ELECTRIC AIR CONDITIONING SYSTEMS MANUFACTURING TURKEY JOINT STOCK COMPANY Manisa OSB 4.Kisim Kecilikoyosb Mah. Ahmet Nazif Zorlu Bulvarı No:19 Yunusemre - Manisa, Turkey

The identification and signature of the person empowered to bind the supplier;

Kenichi SAITO

The signature is signed in the average climate / medium-temperature section. Manager, Quality Assurance Department

TURKEY

· Details and precautions on installation, maintenance and assembly can be found in the installation and or operation manuals.

· Details and precautions on recycling and/or disposal at end-of-life can be found in the installation and or operation manuals.

(*) For heat pump space heaters and heat pump combination heaters, the rated heat output Prated is equal to the design load for heating Pdesignh, and the rated heat output of a supplementary heater Psup is equal to the supplementary capacity for heating sup(Tj).

(**) If Cdh is not determined by measurement then the default degradation coefficient is Cdh = 0.9.

(***) If the declared TOL is lower than the T designh of the considered climate then the outdoor dry bulb temperature Tj is equal to T designh.

PRODUCT INFORMATION / TECHNICAL DOCUMENTATION

Model(s):	Outdoor unit:	PUZ-SWM140YAA
	Indoor unit:	ERSD-****D
Air-to-water heat pump:		yes
Water-to-water heat pump:		no
Brine-to-water heat pump:		no
Low-temperature heat pump:		no
Equipped with a supplementary heater:		yes
Heat pump combination heater:		no
Parameters for		medium-temperature application.
Parameters for		warmer climate conditions.

Item	Symbol	Value	Unit	Item	Symbol	Value	Unit
Rated heat output (*)	Prated	14.0	kW	Seasonal space heating energy efficiency	η_s	152	%
Declared capacity for heating for part load at indoor temperature 20 ° C and outdoor temperature Tj				Declared coefficient of performance or primary energy ratio for part load at indoor temperature 20 ° C and outdoor temperature Tj			
Tj = - 7 ° C	Pdh	-	kW	Tj = - 7 ° C	COPd	-	-
Degradation co-efficient (**)	Cdh	-	-	Tj = + 2 ° C	COPd	1.90	-
Tj = + 2 ° C	Pdh	14.0	kW	Tj = + 7 ° C	COPd	3.10	-
Degradation co-efficient (**)	Cdh	1.00	-	Tj = +12 ° C	COPd	5.40	-
Tj = + 7 ° C	Pdh	8.8	kW	Tj = bivalent temperature	COPd	1.90	-
Degradation co-efficient (**)	Cdh	0.99	-	Tj = operation limit temperature (***)	COPd	1.90	-
Tj = +12 ° C	Pdh	5.5	kW	Operation limit temperature	TOL	-25	° C
Degradation co-efficient (**)	Cdh	0.98	-	Heating water operating limit temperature	WTOL	60	° C
Tj = bivalent temperature	Pdh	14.0	kW	Supplementary heater			
Tj = operation limit temperature (***)	Pdh	14.0	kW	Rated heat output (*)	Psup	0.0	kW
Bivalent temperature	Tbiv	2	° C	Type of energy input	Electrical		
Reference design conditions for space heating	Tdesignh	2	° C				
Power consumption in modes other than active mode							
Off mode	P _{OFF}	0.022	kW				
Thermostat-off mode	P _{TO}	0.022	kW				
Standby mode	P _{SB}	0.022	kW				
Crankcase heater mode	P _{CK}	0.000	kW				

Other items				Rated air flow rate, outdoors			
Capacity control	variable			-	2640	m ³ /h	
Sound power level, indoors/outdoors	L _{WA}	41 / 58	dBA				
Annual energy consumption	Q _{HE}	4837	kWh				

For heat pump combination heater:				Water heating energy efficiency			
Declared load profile	-			η_{wh}	-	%	
Daily electricity consumption	Q _{elec}	-	kWh				
Annual electricity consumption	AEC	-	kWh				

Contact details
 MITSUBISHI ELECTRIC AIR CONDITIONING SYSTEMS MANUFACTURING TURKEY JOINT STOCK COMPANY Manisa OSB 4.Kisim Kecilikoyosb Mah. Ahmet Nazif Zorlu Bulvarı No:19 Yunusemre - Manisa, Turkey

The identification and signature of the person empowered to bind the supplier;
 Kenichi SAITO
 Manager, Quality Assurance Department
 TURKEY

The signature is signed in the average climate / medium-temperature section.

· Details and precautions on installation, maintenance and assembly can be found in the installation and or operation manuals.
 · Details and precautions on recycling and/or disposal at end-of-life can be found in the installation and or operation manuals.
 (*) For heat pump space heaters and heat pump combination heaters, the rated heat output Prated is equal to the design load for heating Pdesignh, and the rated heat output of a supplementary heater Psup is equal to the supplementary capacity for heating sup(Tj).
 (**) If Cdh is not determined by measurement then the default degradation coefficient is Cdh = 0.9.
 (***) If the declared TOL is lower than the T designh of the considered climate then the outdoor dry bulb temperature Tj is equal to T designh.

PRODUCT INFORMATION / TECHNICAL DOCUMENTATION

Model(s):	Outdoor unit:	PUZ-SWM140YAA
	Indoor unit:	ERSD-****D
Air-to-water heat pump:		yes
Water-to-water heat pump:		no
Brine-to-water heat pump:		no
Low-temperature heat pump:		no
Equipped with a supplementary heater:		yes
Heat pump combination heater:		no
Parameters for		low-temperature application.
Parameters for		warmer climate conditions.

Item	Symbol	Value	Unit	Item	Symbol	Value	Unit
Rated heat output (*)	Prated	14.0	kW	Seasonal space heating energy efficiency	η_s	223	%
Declared capacity for heating for part load at indoor temperature 20 ° C and outdoor temperature Tj				Declared coefficient of performance or primary energy ratio for part load at indoor temperature 20 ° C and outdoor temperature Tj			
Tj = - 7 ° C	Pdh	-	kW	Tj = - 7 ° C	COPd	-	-
Degradation co-efficient (**)	Cdh	-	-	Tj = + 2 ° C	COPd	3.10	-
Tj = + 2 ° C	Pdh	14.0	kW	Tj = + 7 ° C	COPd	5.01	-
Degradation co-efficient (**)	Cdh	1.00	-	Tj = +12 ° C	COPd	7.01	-
Tj = + 7 ° C	Pdh	9.0	kW	Tj = bivalent temperature	COPd	3.10	-
Degradation co-efficient (**)	Cdh	0.99	-	Tj = operation limit temperature (***)	COPd	3.10	-
Tj = +12 ° C	Pdh	5.1	kW	Operation limit temperature	TOL	-25	° C
Degradation co-efficient (**)	Cdh	0.97	-	Heating water operating limit temperature	WTOL	60	° C
Tj = bivalent temperature	Pdh	14.0	kW	Supplementary heater			
Tj = operation limit temperature (***)	Pdh	14.0	kW	Rated heat output (*)	Psup	0.0	kW
Bivalent temperature	Tbiv	2	° C	Type of energy input	Electrical		
Reference design conditions for space heating	Tdesignh	2	° C				
Power consumption in modes other than active mode							
Off mode	P _{OFF}	0.022	kW				
Thermostat-off mode	P _{TO}	0.022	kW				
Standby mode	P _{SB}	0.022	kW				
Crankcase heater mode	P _{CK}	0.000	kW				

Other items				Rated air flow rate, outdoors			
Capacity control	variable			-	2640	m ³ /h	
Sound power level, indoors/outdoors	L _{WA}	41 / 58	dBA				
Annual energy consumption	Q _{HE}	3310	kWh				

For heat pump combination heater:				Water heating energy efficiency			
Declared load profile	-			η_{wh}	-	%	
Daily electricity consumption	Q _{elec}	-	kWh				
Annual electricity consumption	AEC	-	kWh				

Contact details

MITSUBISHI ELECTRIC AIR CONDITIONING SYSTEMS MANUFACTURING TURKEY JOINT STOCK COMPANY Manisa OSB 4.Kisim Kecilikoyosb Mah. Ahmet Nazif Zorlu Bulvarı No:19 Yunusemre - Manisa, Turkey

The identification and signature of the person empowered to bind the supplier;

Kenichi SAITO

The signature is signed in the average climate / medium-temperature section. Manager, Quality Assurance Department

TURKEY

· Details and precautions on installation, maintenance and assembly can be found in the installation and or operation manuals.

· Details and precautions on recycling and/or disposal at end-of-life can be found in the installation and or operation manuals.

(*) For heat pump space heaters and heat pump combination heaters, the rated heat output Prated is equal to the design load for heating Pdesignh, and the rated heat output of a supplementary heater Psup is equal to the supplementary capacity for heating sup(Tj).

(**) If Cdh is not determined by measurement then the default degradation coefficient is Cdh = 0.9.

(***) If the declared TOL is lower than the T designh of the considered climate then the outdoor dry bulb temperature Tj is equal to T designh.

PRODUCT INFORMATION / TECHNICAL DOCUMENTATION


Model(s):	Outdoor unit:	PUZ-SWM140YAA
	Indoor unit:	EHSD-MED
Air-to-water heat pump:		yes
Water-to-water heat pump:		no
Brine-to-water heat pump:		no
Low-temperature heat pump:		no
Equipped with a supplementary heater:		no
Heat pump combination heater:		no
Parameters for		medium-temperature application.
Parameters for		average climate conditions.

Item	Symbol	Value	Unit	Item	Symbol	Value	Unit
Rated heat output (*)	Prated	14.0	kW	Seasonal space heating energy efficiency	η_s	134	%
Declared capacity for heating for part load at indoor temperature 20 ° C and outdoor temperature Tj				Declared coefficient of performance or primary energy ratio for part load at indoor temperature 20 ° C and outdoor temperature Tj			
Tj = - 7 ° C	Pdh	12.4	kW	Tj = - 7 ° C	COPd	1.98	-
Degradation co-efficient (**)	Cdh	1.00	-	Tj = + 2 ° C	COPd	3.40	-
Tj = + 2 ° C	Pdh	7.5	kW	Tj = + 7 ° C	COPd	4.61	-
Degradation co-efficient (**)	Cdh	0.99	-	Tj = +12 ° C	COPd	6.28	-
Tj = + 7 ° C	Pdh	6.3	kW	Tj = bivalent temperature	COPd	1.98	-
Degradation co-efficient (**)	Cdh	0.98	-	Tj = operation limit temperature (***)	COPd	1.75	-
Tj = +12 ° C	Pdh	3.9	kW	Operation limit temperature	TOL	-25	° C
Degradation co-efficient (**)	Cdh	0.97	-	Heating water operating limit temperature	WTOL	60	° C
Tj = bivalent temperature	Pdh	12.4	kW	Supplementary heater			
Tj = operation limit temperature (***)	Pdh	11.0	kW	Rated heat output (*)	Psup	3.0	kW
Bivalent temperature	Tbiv	-7	° C	Type of energy input	Electrical		
Reference design conditions for space heating	Tdesignh	-10	° C				
Power consumption in modes other than active mode							
Off mode	P _{OFF}	0.022	kW				
Thermostat-off mode	P _{TO}	0.022	kW				
Standby mode	P _{SB}	0.022	kW				
Crankcase heater mode	P _{CK}	0.000	kW				

Other items				Rated air flow rate, outdoors			
Capacity control	variable			-	2640	m ³ /h	
Sound power level, indoors/outdoors	L _{WA}	41 / 58	dBA				
Annual energy consumption	Q _{HE}	8473	kWh				

For heat pump combination heater:				Water heating energy efficiency			
Declared load profile	-			η_{wh}	-	%	
Daily electricity consumption	Q _{elec}	-	kWh				
Annual electricity consumption	AEC	-	kWh				

Contact details
 MITSUBISHI ELECTRIC AIR CONDITIONING SYSTEMS MANUFACTURING TURKEY JOINT STOCK COMPANY
 Manisa OSB 4.Kisim Kecilikoyosb Mah. Ahmet Nazif Zorlu Bulvarı No:19 Yunusemre - Manisa, Turkey

The identification and signature of the person empowered to bind the supplier:

 Kenichi SAITO
 Manager, Quality Assurance Department
 TURKEY

· Details and precautions on installation, maintenance and assembly can be found in the installation and or operation manuals.
 · Details and precautions on recycling and/or disposal at end-of-life can be found in the installation and or operation manuals.
 (*) For heat pump space heaters and heat pump combination heaters, the rated heat output Prated is equal to the design load for heating Pdesignh, and the rated heat output of a supplementary heater Psup is equal to the supplementary capacity for heating sup(Tj).
 (**) If Cdh is not determined by measurement then the default degradation coefficient is Cdh = 0,9.
 (***) If the declared TOL is lower than the T designh of the considered climate then the outdoor dry bulb temperature Tj is equal to T designh.

PRODUCT INFORMATION / TECHNICAL DOCUMENTATION

Model(s):	Outdoor unit:	PUZ-SWM140YAA
	Indoor unit:	EHSD-MED
Air-to-water heat pump:		yes
Water-to-water heat pump:		no
Brine-to-water heat pump:		no
Low-temperature heat pump:		no
Equipped with a supplementary heater:		no
Heat pump combination heater:		no
Parameters for		low-temperature application.
Parameters for		average climate conditions.

Item	Symbol	Value	Unit	Item	Symbol	Value	Unit
Rated heat output (*)	Prated	14.0	kW	Seasonal space heating energy efficiency	η_s	175	%
Declared capacity for heating for part load at indoor temperature 20 ° C and outdoor temperature Tj				Declared coefficient of performance or primary energy ratio for part load at indoor temperature 20 ° C and outdoor temperature Tj			
Tj = - 7 ° C	Pdh	12.4	kW	Tj = - 7 ° C	COPd	2.70	-
Degradation co-efficient (**)	Cdh	1.00	-	Tj = + 2 ° C	COPd	4.51	-
Tj = + 2 ° C	Pdh	7.6	kW	Tj = + 7 ° C	COPd	5.91	-
Degradation co-efficient (**)	Cdh	0.99	-	Tj = +12 ° C	COPd	7.03	-
Tj = + 7 ° C	Pdh	6.4	kW	Tj = bivalent temperature	COPd	2.70	-
Degradation co-efficient (**)	Cdh	0.98	-	Tj = operation limit temperature (***)	COPd	2.40	-
Tj = +12 ° C	Pdh	4.1	kW	Operation limit temperature	TOL	-25	° C
Degradation co-efficient (**)	Cdh	0.96	-	Heating water operating limit temperature	WTOL	60	° C
Tj = bivalent temperature	Pdh	12.4	kW	Supplementary heater			
Tj = operation limit temperature (***)	Pdh	11.0	kW	Rated heat output (*)	Psup	3.0	kW
Bivalent temperature	Tbiv	-7	° C	Type of energy input	Electrical		
Reference design conditions for space heating	Tdesignh	-10	° C	Power consumption in modes other than active mode			
Power consumption in modes other than active mode				Off mode			
Off mode	P _{OFF}	0.022	kW	Thermostat-off mode	P _{TO}	0.022	kW
Thermostat-off mode	P _{TO}	0.022	kW	Standby mode	P _{SB}	0.022	kW
Standby mode	P _{SB}	0.022	kW	Crankcase heater mode	P _{CK}	0.000	kW
Crankcase heater mode	P _{CK}	0.000	kW	Other items			
Capacity control				Rated air flow rate, outdoors			
variable				-			
Sound power level, indoors/outdoors				2640			
L _{WA}				m ³ /h			
41 / 58							
Annual energy consumption							
Q _{HE}							
6517							
kWh							
For heat pump combination heater:							
Declared load profile				Water heating energy efficiency			
-				η_{wh}			
Daily electricity consumption				-			
Q _{elec}							
-							
Annual electricity consumption							
AEC							
-							
kWh							

Other items							
Capacity control				Rated air flow rate, outdoors			
variable				-			
Sound power level, indoors/outdoors				2640			
L _{WA}				m ³ /h			
41 / 58							
Annual energy consumption							
Q _{HE}							
6517							
kWh							

For heat pump combination heater:							
Declared load profile				Water heating energy efficiency			
-				η_{wh}			
Daily electricity consumption				-			
Q _{elec}							
-							
Annual electricity consumption							
AEC							
-							
kWh							

Contact details

MITSUBISHI ELECTRIC AIR CONDITIONING SYSTEMS MANUFACTURING TURKEY JOINT STOCK COMPANY Manisa OSB 4.Kisim Kecilikoyosb Mah. Ahmet Nazif Zorlu Bulvari No:19 Yunusemre - Manisa, Turkey

The identification and signature of the person empowered to bind the supplier;

Kenichi SAITO

The signature is signed in the average climate / medium-temperature section. Manager, Quality Assurance Department

TURKEY

- Details and precautions on installation, maintenance and assembly can be found in the installation and or operation manuals.
 - Details and precautions on recycling and/or disposal at end-of-life can be found in the installation and or operation manuals.
- (*) For heat pump space heaters and heat pump combination heaters, the rated heat output Prated is equal to the design load for heating Pdesignh, and the rated heat output of a supplementary heater Psup is equal to the supplementary capacity for heating sup(Tj).
- (**) If Cdh is not determined by measurement then the default degradation coefficient is Cdh = 0,9.
- (***) If the declared TOL is lower than the T designh of the considered climate then the outdoor dry bulb temperature Tj is equal to T designh.

PRODUCT INFORMATION / TECHNICAL DOCUMENTATION

Model(s):	Outdoor unit:	PUZ-SWM140YAA
	Indoor unit:	EHSD-MED
Air-to-water heat pump:		yes
Water-to-water heat pump:		no
Brine-to-water heat pump:		no
Low-temperature heat pump:		no
Equipped with a supplementary heater:		no
Heat pump combination heater:		no
Parameters for		medium-temperature application.
Parameters for		colder climate conditions.

Item	Symbol	Value	Unit	Item	Symbol	Value	Unit
Rated heat output (*)	Prated	14.0	kW	Seasonal space heating energy efficiency	η_s	104	%
Declared capacity for heating for part load at indoor temperature 20 ° C and outdoor temperature Tj				Declared coefficient of performance or primary energy ratio for part load at indoor temperature 20 ° C and outdoor temperature Tj			
Tj = - 7 ° C	Pdh	8.5	kW	Tj = - 7 ° C	COPd	2.20	-
Degradation co-efficient (**)	Cdh	0.99	-	Tj = + 2 ° C	COPd	3.30	-
Tj = + 2 ° C	Pdh	5.2	kW	Tj = + 7 ° C	COPd	4.30	-
Degradation co-efficient (**)	Cdh	0.99	-	Tj = +12 ° C	COPd	6.60	-
Tj = + 7 ° C	Pdh	4.4	kW	Tj = bivalent temperature	COPd	1.60	-
Degradation co-efficient (**)	Cdh	0.98	-	Tj = operation limit temperature (***)	COPd	1.20	-
Tj = +12 ° C	Pdh	4.5	kW	Tj = - 15 ° C (if TOL < - 20 ° C)	COPd	1.60	-
Degradation co-efficient (**)	Cdh	0.97	-	Operation limit temperature	TOL	-25	° C
Tj = bivalent temperature	Pdh	10.7	kW	Heating water operating limit temperature	WTOL	60	° C
Tj = operation limit temperature (***)	Pdh	8.0	kW	Supplementary heater			
Tj = - 15 ° C (if TOL < - 20 ° C)	Pdh	10.5	kW	Rated heat output (*)	Psup	6.0	kW
Bivalent temperature	Tbiv	-13	° C	Type of energy input	Electrical		
Reference design conditions for space heating	Tdesignh	-22	° C				
Power consumption in modes other than active mode							
Off mode	P _{OFF}	0.022	kW				
Thermostat-off mode	P _{TO}	0.022	kW				
Standby mode	P _{SB}	0.022	kW				
Crankcase heater mode	P _{CK}	0.000	kW				

Other items				Rated air flow rate, outdoors			
Capacity control	variable			-	2640	m ³ /h	
Sound power level, indoors/outdoors	L _{WA}	41 / 58	dBA				
Annual energy consumption	Q _{HE}	12867	kWh				

For heat pump combination heater:				Water heating energy efficiency			
Declared load profile	-			η_{wh}	-	%	
Daily electricity consumption	Q _{elec}	-	kWh				
Annual electricity consumption	AEC	-	kWh				

Contact details

MITSUBISHI ELECTRIC AIR CONDITIONING SYSTEMS MANUFACTURING TURKEY JOINT STOCK COMPANY Manisa OSB 4.Kisim Kecilikoyosb Mah. Ahmet Nazif Zorlu Bulvarı No:19 Yunusemre - Manisa, Turkey

The identification and signature of the person empowered to bind the supplier;

Kenichi SAITO

The signature is signed in the average climate / medium-temperature section. Manager, Quality Assurance Department

TURKEY

· Details and precautions on installation, maintenance and assembly can be found in the installation and or operation manuals.

· Details and precautions on recycling and/or disposal at end-of-life can be found in the installation and or operation manuals.

(*) For heat pump space heaters and heat pump combination heaters, the rated heat output Prated is equal to the design load for heating Pdesignh, and the rated heat output of a supplementary heater Psup is equal to the supplementary capacity for heating sup(Tj).

(**) If Cdh is not determined by measurement then the default degradation coefficient is Cdh = 0.9.

(***) If the declared TOL is lower than the T designh of the considered climate then the outdoor dry bulb temperature Tj is equal to T designh.

PRODUCT INFORMATION / TECHNICAL DOCUMENTATION

Model(s):	Outdoor unit:	PUZ-SWM140YAA
	Indoor unit:	EHSD-MED
Air-to-water heat pump:		yes
Water-to-water heat pump:		no
Brine-to-water heat pump:		no
Low-temperature heat pump:		no
Equipped with a supplementary heater:		no
Heat pump combination heater:		no
Parameters for		low-temperature application.
Parameters for		colder climate conditions.

Item	Symbol	Value	Unit	Item	Symbol	Value	Unit
Rated heat output (*)	Prated	14.0	kW	Seasonal space heating energy efficiency	η_s	131	%
Declared capacity for heating for part load at indoor temperature 20 ° C and outdoor temperature Tj				Declared coefficient of performance or primary energy ratio for part load at indoor temperature 20 ° C and outdoor temperature Tj			
Tj = - 7 ° C	Pdh	8.5	kW	Tj = - 7 ° C	COPd	3.30	-
Degradation co-efficient (**)	Cdh	0.99	-	Tj = + 2 ° C	COPd	3.60	-
Tj = + 2 ° C	Pdh	5.2	kW	Tj = + 7 ° C	COPd	5.10	-
Degradation co-efficient (**)	Cdh	0.99	-	Tj = +12 ° C	COPd	7.60	-
Tj = + 7 ° C	Pdh	4.6	kW	Tj = bivalent temperature	COPd	1.90	-
Degradation co-efficient (**)	Cdh	0.98	-	Tj = operation limit temperature (***)	COPd	1.50	-
Tj = +12 ° C	Pdh	4.5	kW	Tj = - 15 ° C (if TOL < - 20 ° C)	COPd	1.90	-
Degradation co-efficient (**)	Cdh	0.96	-	Operation limit temperature	TOL	-25	° C
Tj = bivalent temperature	Pdh	11.8	kW	Heating water operating limit temperature	WTOL	60	° C
Tj = operation limit temperature (***)	Pdh	9.2	kW	Supplementary heater			
Tj = - 15 ° C (if TOL < - 20 ° C)	Pdh	11.4	kW	Rated heat output (*)	Psup	4.8	kW
Bivalent temperature	Tbiv	-16	° C	Type of energy input	Electrical		
Reference design conditions for space heating	Tdesignh	-22	° C				
Power consumption in modes other than active mode							
Off mode	P _{OFF}	0.022	kW				
Thermostat-off mode	P _{TO}	0.022	kW				
Standby mode	P _{SB}	0.022	kW				
Crankcase heater mode	P _{CK}	0.000	kW				

Other items				Rated air flow rate, outdoors			
Capacity control	variable			-	2640	m ³ /h	
Sound power level, indoors/outdoors	L _{WA}	41 / 58	dBA				
Annual energy consumption	Q _{HE}	10275	kWh				

For heat pump combination heater:				Water heating energy efficiency			
Declared load profile	-			η_{wh}	-	%	
Daily electricity consumption	Q _{elec}	-	kWh				
Annual electricity consumption	AEC	-	kWh				

Contact details

MITSUBISHI ELECTRIC AIR CONDITIONING SYSTEMS MANUFACTURING TURKEY JOINT STOCK COMPANY Manisa OSB 4.Kisim Kecilikoyosb Mah. Ahmet Nazif Zorlu Bulvarı No:19 Yunusemre - Manisa, Turkey

The identification and signature of the person empowered to bind the supplier;

Kenichi SAITO

The signature is signed in the average climate / medium-temperature section. Manager, Quality Assurance Department

TURKEY

· Details and precautions on installation, maintenance and assembly can be found in the installation and or operation manuals.

· Details and precautions on recycling and/or disposal at end-of-life can be found in the installation and or operation manuals.

(*) For heat pump space heaters and heat pump combination heaters, the rated heat output Prated is equal to the design load for heating Pdesignh, and the rated heat output of a supplementary heater Psup is equal to the supplementary capacity for heating sup(Tj).

(**) If Cdh is not determined by measurement then the default degradation coefficient is Cdh = 0.9.

(***) If the declared TOL is lower than the T designh of the considered climate then the outdoor dry bulb temperature Tj is equal to T designh.

PRODUCT INFORMATION / TECHNICAL DOCUMENTATION

Model(s):	Outdoor unit:	PUZ-SWM140YAA
	Indoor unit:	EHSD-MED
Air-to-water heat pump:		yes
Water-to-water heat pump:		no
Brine-to-water heat pump:		no
Low-temperature heat pump:		no
Equipped with a supplementary heater:		no
Heat pump combination heater:		no
Parameters for		medium-temperature application.
Parameters for		warmer climate conditions.

Item	Symbol	Value	Unit	Item	Symbol	Value	Unit
Rated heat output (*)	Prated	14.0	kW	Seasonal space heating energy efficiency	η_s	149	%
Declared capacity for heating for part load at indoor temperature 20 ° C and outdoor temperature Tj				Declared coefficient of performance or primary energy ratio for part load at indoor temperature 20 ° C and outdoor temperature Tj			
Tj = - 7 ° C	Pdh	-	kW	Tj = - 7 ° C	COPd	-	-
Degradation co-efficient (**)	Cdh	-	-	Tj = + 2 ° C	COPd	1.90	-
Tj = + 2 ° C	Pdh	14.0	kW	Tj = + 7 ° C	COPd	3.10	-
Degradation co-efficient (**)	Cdh	1.00	-	Tj = +12 ° C	COPd	5.40	-
Tj = + 7 ° C	Pdh	8.8	kW	Tj = bivalent temperature	COPd	1.90	-
Degradation co-efficient (**)	Cdh	0.99	-	Tj = operation limit temperature (***)	COPd	1.90	-
Tj = +12 ° C	Pdh	5.5	kW	Operation limit temperature	TOL	-25	° C
Degradation co-efficient (**)	Cdh	0.98	-	Heating water operating limit temperature	WTOL	60	° C
Tj = bivalent temperature	Pdh	14.0	kW	Supplementary heater			
Tj = operation limit temperature (***)	Pdh	14.0	kW	Rated heat output (*)	Psup	0.0	kW
Bivalent temperature	Tbiv	2	° C	Type of energy input	Electrical		
Reference design conditions for space heating	Tdesignh	2	° C				
Power consumption in modes other than active mode							
Off mode	P _{OFF}	0.022	kW				
Thermostat-off mode	P _{TO}	0.022	kW				
Standby mode	P _{SB}	0.022	kW				
Crankcase heater mode	P _{CK}	0.000	kW				

Other items				Rated air flow rate, outdoors			
Capacity control	variable			-	2640	m ³ /h	
Sound power level, indoors/outdoors	L _{WA}	41 / 58	dBA				
Annual energy consumption	Q _{HE}	4934	kWh				

For heat pump combination heater:				Water heating energy efficiency			
Declared load profile	-			η_{wh}	-	%	
Daily electricity consumption	Q _{elec}	-	kWh				
Annual electricity consumption	AEC	-	kWh				

Contact details

MITSUBISHI ELECTRIC AIR CONDITIONING SYSTEMS MANUFACTURING TURKEY JOINT STOCK COMPANY Manisa OSB 4.Kisim Kecilikoyosb Mah. Ahmet Nazif Zorlu Bulvarı No:19 Yunusemre - Manisa, Turkey

The identification and signature of the person empowered to bind the supplier;

Kenichi SAITO

The signature is signed in the average climate / medium-temperature section. Manager, Quality Assurance Department

TURKEY

· Details and precautions on installation, maintenance and assembly can be found in the installation and or operation manuals.

· Details and precautions on recycling and/or disposal at end-of-life can be found in the installation and or operation manuals.

(*) For heat pump space heaters and heat pump combination heaters, the rated heat output Prated is equal to the design load for heating Pdesignh, and the rated heat output of a supplementary heater Psup is equal to the supplementary capacity for heating sup(Tj).

(**) If Cdh is not determined by measurement then the default degradation coefficient is Cdh = 0.9.

(***) If the declared TOL is lower than the T designh of the considered climate then the outdoor dry bulb temperature Tj is equal to T designh.

PRODUCT INFORMATION / TECHNICAL DOCUMENTATION

Model(s):	Outdoor unit:	PUZ-SWM140YAA
	Indoor unit:	EHSD-MED
Air-to-water heat pump:		yes
Water-to-water heat pump:		no
Brine-to-water heat pump:		no
Low-temperature heat pump:		no
Equipped with a supplementary heater:		no
Heat pump combination heater:		no
Parameters for		low-temperature application.
Parameters for		warmer climate conditions.

Item	Symbol	Value	Unit	Item	Symbol	Value	Unit
Rated heat output (*)	Prated	14.0	kW	Seasonal space heating energy efficiency	η_s	217	%
Declared capacity for heating for part load at indoor temperature 20 ° C and outdoor temperature Tj				Declared coefficient of performance or primary energy ratio for part load at indoor temperature 20 ° C and outdoor temperature Tj			
Tj = - 7 ° C	Pdh	-	kW	Tj = - 7 ° C	COPd	-	-
Degradation co-efficient (**)	Cdh	-	-	Tj = + 2 ° C	COPd	3.10	-
Tj = + 2 ° C	Pdh	14.0	kW	Tj = + 7 ° C	COPd	5.01	-
Degradation co-efficient (**)	Cdh	1.00	-	Tj = +12 ° C	COPd	7.01	-
Tj = + 7 ° C	Pdh	9.0	kW	Tj = bivalent temperature	COPd	3.10	-
Degradation co-efficient (**)	Cdh	0.99	-	Tj = operation limit temperature (***)	COPd	3.10	-
Tj = +12 ° C	Pdh	5.1	kW	Operation limit temperature	TOL	-25	° C
Degradation co-efficient (**)	Cdh	0.97	-	Heating water operating limit temperature	WTOL	60	° C
Tj = bivalent temperature	Pdh	14.0	kW	Supplementary heater			
Tj = operation limit temperature (***)	Pdh	14.0	kW	Rated heat output (*)	Psup	0.0	kW
Bivalent temperature	Tbiv	2	° C	Type of energy input	Electrical		
Reference design conditions for space heating	Tdesignh	2	° C				
Power consumption in modes other than active mode							
Off mode	P _{OFF}	0.022	kW				
Thermostat-off mode	P _{TO}	0.022	kW				
Standby mode	P _{SB}	0.022	kW				
Crankcase heater mode	P _{CK}	0.000	kW				

Other items				Rated air flow rate, outdoors			
Capacity control	variable			-	2640	m ³ /h	
Sound power level, indoors/outdoors	L _{WA}	41 / 58		dBA			
Annual energy consumption	Q _{HE}	3407		kWh			

For heat pump combination heater:				Water heating energy efficiency			
Declared load profile	-			η_{wh}	-	%	
Daily electricity consumption	Q _{elec}	-	kWh				
Annual electricity consumption	AEC	-	kWh				

Contact details

MITSUBISHI ELECTRIC AIR CONDITIONING SYSTEMS MANUFACTURING TURKEY JOINT STOCK COMPANY Manisa OSB 4.Kisim Kecilikoyosb Mah. Ahmet Nazif Zorlu Bulvarı No:19 Yunusemre - Manisa, Turkey

The identification and signature of the person empowered to bind the supplier;

Kenichi SAITO

The signature is signed in the average climate / medium-temperature section. Manager, Quality Assurance Department

TURKEY

· Details and precautions on installation, maintenance and assembly can be found in the installation and or operation manuals.

· Details and precautions on recycling and/or disposal at end-of-life can be found in the installation and or operation manuals.

(*) For heat pump space heaters and heat pump combination heaters, the rated heat output Prated is equal to the design load for heating Pdesignh, and the rated heat output of a supplementary heater Psup is equal to the supplementary capacity for heating sup(Tj).

(**) If Cdh is not determined by measurement then the default degradation coefficient is Cdh = 0.9.

(***) If the declared TOL is lower than the T designh of the considered climate then the outdoor dry bulb temperature Tj is equal to T designh.

PRODUCT INFORMATION / TECHNICAL DOCUMENTATION


Model(s):	Outdoor unit:	PUZ-SWM140YAA
	Indoor unit:	ERSD-MED
Air-to-water heat pump:		yes
Water-to-water heat pump:		no
Brine-to-water heat pump:		no
Low-temperature heat pump:		no
Equipped with a supplementary heater:		no
Heat pump combination heater:		no
Parameters for		medium-temperature application.
Parameters for		average climate conditions.

Item	Symbol	Value	Unit	Item	Symbol	Value	Unit
Rated heat output (*)	Prated	14.0	kW	Seasonal space heating energy efficiency	η_s	135	%
Declared capacity for heating for part load at indoor temperature 20 ° C and outdoor temperature Tj				Declared coefficient of performance or primary energy ratio for part load at indoor temperature 20 ° C and outdoor temperature Tj			
Tj = - 7 ° C	Pdh	12.4	kW	Tj = - 7 ° C	COPd	1.98	-
Degradation co-efficient (**)	Cdh	1.00	-	Tj = + 2 ° C	COPd	3.40	-
Tj = + 2 ° C	Pdh	7.5	kW	Tj = + 7 ° C	COPd	4.61	-
Degradation co-efficient (**)	Cdh	0.99	-	Tj = +12 ° C	COPd	6.28	-
Tj = + 7 ° C	Pdh	6.3	kW	Tj = bivalent temperature	COPd	1.98	-
Degradation co-efficient (**)	Cdh	0.98	-	Tj = operation limit temperature (***)	COPd	1.75	-
Tj = +12 ° C	Pdh	3.9	kW	Operation limit temperature	TOL	-25	° C
Degradation co-efficient (**)	Cdh	0.97	-	Heating water operating limit temperature	WTOL	60	° C
Tj = bivalent temperature	Pdh	12.4	kW	Supplementary heater			
Tj = operation limit temperature (***)	Pdh	11.0	kW	Rated heat output (*)	Psup	3.0	kW
Bivalent temperature	Tbiv	-7	° C	Type of energy input	Electrical		
Reference design conditions for space heating	Tdesignh	-10	° C				
Power consumption in modes other than active mode							
Off mode	P _{OFF}	0.022	kW				
Thermostat-off mode	P _{TO}	0.022	kW				
Standby mode	P _{SB}	0.022	kW				
Crankcase heater mode	P _{CK}	0.000	kW				

Other items				Rated air flow rate, outdoors			
Capacity control	variable			-	2640	m ³ /h	
Sound power level, indoors/outdoors	L _{WA}	41 / 58	dBA				
Annual energy consumption	Q _{HE}	8392	kWh				

For heat pump combination heater:				Water heating energy efficiency			
Declared load profile	-			η_{wh}	-	%	
Daily electricity consumption	Q _{elec}	-	kWh				
Annual electricity consumption	AEC	-	kWh				

Contact details
 MITSUBISHI ELECTRIC AIR CONDITIONING SYSTEMS MANUFACTURING TURKEY JOINT STOCK COMPANY Manisa OSB 4.Kisim Kecilikoyosb Mah. Ahmet Nazif Zorlu Bulvarı No:19 Yunusemre - Manisa, Turkey

The identification and signature of the person empowered to bind the supplier:

 Kenichi SAITO
 Manager, Quality Assurance Department
 TURKEY

· Details and precautions on installation, maintenance and assembly can be found in the installation and or operation manuals.
 · Details and precautions on recycling and/or disposal at end-of-life can be found in the installation and or operation manuals.
 (*) For heat pump space heaters and heat pump combination heaters, the rated heat output Prated is equal to the design load for heating Pdesignh, and the rated heat output of a supplementary heater Psup is equal to the supplementary capacity for heating sup(Tj).
 (**) If Cdh is not determined by measurement then the default degradation coefficient is Cdh = 0,9.
 (***) If the declared TOL is lower than the T designh of the considered climate then the outdoor dry bulb temperature Tj is equal to T designh.

PRODUCT INFORMATION / TECHNICAL DOCUMENTATION

Model(s):	Outdoor unit:	PUZ-SWM140YAA
	Indoor unit:	ERSD-MED
Air-to-water heat pump:		yes
Water-to-water heat pump:		no
Brine-to-water heat pump:		no
Low-temperature heat pump:		no
Equipped with a supplementary heater:		no
Heat pump combination heater:		no
Parameters for		low-temperature application.
Parameters for		average climate conditions.

Item	Symbol	Value	Unit	Item	Symbol	Value	Unit
Rated heat output (*)	Prated	14.0	kW	Seasonal space heating energy efficiency	η_s	177	%
Declared capacity for heating for part load at indoor temperature 20 ° C and outdoor temperature Tj				Declared coefficient of performance or primary energy ratio for part load at indoor temperature 20 ° C and outdoor temperature Tj			
Tj = - 7 ° C	Pdh	12.4	kW	Tj = - 7 ° C	COPd	2.70	-
Degradation co-efficient (**)	Cdh	1.00	-	Tj = + 2 ° C	COPd	4.51	-
Tj = + 2 ° C	Pdh	7.6	kW	Tj = + 7 ° C	COPd	5.91	-
Degradation co-efficient (**)	Cdh	0.99	-	Tj = +12 ° C	COPd	7.03	-
Tj = + 7 ° C	Pdh	6.4	kW	Tj = bivalent temperature	COPd	2.70	-
Degradation co-efficient (**)	Cdh	0.98	-	Tj = operation limit temperature (***)	COPd	2.40	-
Tj = +12 ° C	Pdh	4.1	kW	Operation limit temperature	TOL	-25	° C
Degradation co-efficient (**)	Cdh	0.96	-	Heating water operating limit temperature	WTOL	60	° C
Tj = bivalent temperature	Pdh	12.4	kW	Supplementary heater			
Tj = operation limit temperature (***)	Pdh	11.0	kW	Rated heat output (*)	Psup	3.0	kW
Bivalent temperature	Tbiv	-7	° C	Type of energy input	Electrical		
Reference design conditions for space heating	Tdesignh	-10	° C	Power consumption in modes other than active mode			
Power consumption in modes other than active mode				Off mode			
Off mode	P _{OFF}	0.022	kW	Thermostat-off mode	P _{TO}	0.022	kW
Thermostat-off mode	P _{TO}	0.022	kW	Standby mode	P _{SB}	0.022	kW
Standby mode	P _{SB}	0.022	kW	Crankcase heater mode	P _{CK}	0.000	kW
Crankcase heater mode	P _{CK}	0.000	kW	Other items			
Capacity control				Rated air flow rate, outdoors			
variable				-			
Sound power level, indoors/outdoors				2640			
L _{WA}				m ³ /h			
41 / 58							
Annual energy consumption							
Q _{HE}							
6437							
kWh							
For heat pump combination heater:							
Declared load profile				Water heating energy efficiency			
-				η_{wh}			
Daily electricity consumption				-			
Q _{elec}							
-							
Annual electricity consumption							
AEC							
-							
kWh							

Other items							
Capacity control				Rated air flow rate, outdoors			
variable				-			
Sound power level, indoors/outdoors				2640			
L _{WA}				m ³ /h			
41 / 58							
Annual energy consumption							
Q _{HE}							
6437							
kWh							

For heat pump combination heater:							
Declared load profile				Water heating energy efficiency			
-				η_{wh}			
Daily electricity consumption				-			
Q _{elec}							
-							
Annual electricity consumption							
AEC							
-							
kWh							

Contact details

MITSUBISHI ELECTRIC AIR CONDITIONING SYSTEMS MANUFACTURING TURKEY JOINT STOCK COMPANY Manisa OSB 4.Kisim Kecilikoyosb Mah. Ahmet Nazif Zorlu Bulvari No:19 Yunusemre - Manisa, Turkey

The identification and signature of the person empowered to bind the supplier;

Kenichi SAITO

The signature is signed in the average climate / medium-temperature section. Manager, Quality Assurance Department

TURKEY

- Details and precautions on installation, maintenance and assembly can be found in the installation and or operation manuals.
 - Details and precautions on recycling and/or disposal at end-of-life can be found in the installation and or operation manuals.
- (*) For heat pump space heaters and heat pump combination heaters, the rated heat output Prated is equal to the design load for heating Pdesignh, and the rated heat output of a supplementary heater Psup is equal to the supplementary capacity for heating sup(Tj).
- (**) If Cdh is not determined by measurement then the default degradation coefficient is Cdh = 0,9.
- (***) If the declared TOL is lower than the T designh of the considered climate then the outdoor dry bulb temperature Tj is equal to T designh.

PRODUCT INFORMATION / TECHNICAL DOCUMENTATION

Model(s):	Outdoor unit:	PUZ-SWM140YAA
	Indoor unit:	ERSD-MED
Air-to-water heat pump:		yes
Water-to-water heat pump:		no
Brine-to-water heat pump:		no
Low-temperature heat pump:		no
Equipped with a supplementary heater:		no
Heat pump combination heater:		no
Parameters for		medium-temperature application.
Parameters for		colder climate conditions.

Item	Symbol	Value	Unit	Item	Symbol	Value	Unit
Rated heat output (*)	Prated	14.0	kW	Seasonal space heating energy efficiency	η_s	105	%
Declared capacity for heating for part load at indoor temperature 20 ° C and outdoor temperature Tj				Declared coefficient of performance or primary energy ratio for part load at indoor temperature 20 ° C and outdoor temperature Tj			
Tj = - 7 ° C	Pdh	8.5	kW	Tj = - 7 ° C	COPd	2.20	-
Degradation co-efficient (**)	Cdh	0.99	-	Tj = + 2 ° C	COPd	3.30	-
Tj = + 2 ° C	Pdh	5.2	kW	Tj = + 7 ° C	COPd	4.30	-
Degradation co-efficient (**)	Cdh	0.99	-	Tj = +12 ° C	COPd	6.60	-
Tj = + 7 ° C	Pdh	4.4	kW	Tj = bivalent temperature	COPd	1.60	-
Degradation co-efficient (**)	Cdh	0.98	-	Tj = operation limit temperature (***)	COPd	1.20	-
Tj = +12 ° C	Pdh	4.5	kW	Tj = - 15 ° C (if TOL < - 20 ° C)	COPd	1.60	-
Degradation co-efficient (**)	Cdh	0.97	-	Operation limit temperature	TOL	-25	° C
Tj = bivalent temperature	Pdh	10.7	kW	Heating water operating limit temperature	WTOL	60	° C
Tj = operation limit temperature (***)	Pdh	8.0	kW	Supplementary heater			
Tj = - 15 ° C (if TOL < - 20 ° C)	Pdh	10.5	kW	Rated heat output (*)	Psup	6.0	kW
Bivalent temperature	Tbiv	-13	° C	Type of energy input	Electrical		
Reference design conditions for space heating	Tdesignh	-22	° C				
Power consumption in modes other than active mode							
Off mode	P _{OFF}	0.022	kW				
Thermostat-off mode	P _{TO}	0.022	kW				
Standby mode	P _{SB}	0.022	kW				
Crankcase heater mode	P _{CK}	0.000	kW				

Other items				Rated air flow rate, outdoors			
Capacity control	variable			-	2640	m ³ /h	
Sound power level, indoors/outdoors	L _{WA}	41 / 58	dBA				
Annual energy consumption	Q _{HE}	12819	kWh				

For heat pump combination heater:				Water heating energy efficiency			
Declared load profile	-			η_{wh}	-	%	
Daily electricity consumption	Q _{elec}	-	kWh				
Annual electricity consumption	AEC	-	kWh				

Contact details

MITSUBISHI ELECTRIC AIR CONDITIONING SYSTEMS MANUFACTURING TURKEY JOINT STOCK COMPANY Manisa OSB 4.Kisim Kecilikoyosb Mah. Ahmet Nazif Zorlu Bulvarı No:19 Yunusemre - Manisa, Turkey

The identification and signature of the person empowered to bind the supplier;

Kenichi SAITO

The signature is signed in the average climate / medium-temperature section. Manager, Quality Assurance Department

TURKEY

· Details and precautions on installation, maintenance and assembly can be found in the installation and or operation manuals.

· Details and precautions on recycling and/or disposal at end-of-life can be found in the installation and or operation manuals.

(*) For heat pump space heaters and heat pump combination heaters, the rated heat output Prated is equal to the design load for heating Pdesignh, and the rated heat output of a supplementary heater Psup is equal to the supplementary capacity for heating sup(Tj).

(**) If Cdh is not determined by measurement then the default degradation coefficient is Cdh = 0.9.

(***) If the declared TOL is lower than the T designh of the considered climate then the outdoor dry bulb temperature Tj is equal to T designh.

PRODUCT INFORMATION / TECHNICAL DOCUMENTATION

Model(s):	Outdoor unit:	PUZ-SWM140YAA
	Indoor unit:	ERSD-MED
Air-to-water heat pump:		yes
Water-to-water heat pump:		no
Brine-to-water heat pump:		no
Low-temperature heat pump:		no
Equipped with a supplementary heater:		no
Heat pump combination heater:		no
Parameters for		low-temperature application.
Parameters for		colder climate conditions.

Item	Symbol	Value	Unit	Item	Symbol	Value	Unit
Rated heat output (*)	Prated	14.0	kW	Seasonal space heating energy efficiency	η_s	132	%
Declared capacity for heating for part load at indoor temperature 20 ° C and outdoor temperature Tj				Declared coefficient of performance or primary energy ratio for part load at indoor temperature 20 ° C and outdoor temperature Tj			
Tj = - 7 ° C	Pdh	8.5	kW	Tj = - 7 ° C	COPd	3.30	-
Degradation co-efficient (**)	Cdh	0.99	-	Tj = + 2 ° C	COPd	3.60	-
Tj = + 2 ° C	Pdh	5.2	kW	Tj = + 7 ° C	COPd	5.10	-
Degradation co-efficient (**)	Cdh	0.99	-	Tj = +12 ° C	COPd	7.60	-
Tj = + 7 ° C	Pdh	4.6	kW	Tj = bivalent temperature	COPd	1.90	-
Degradation co-efficient (**)	Cdh	0.98	-	Tj = operation limit temperature (***)	COPd	1.50	-
Tj = +12 ° C	Pdh	4.5	kW	Tj = - 15 ° C (if TOL < - 20 ° C)	COPd	1.90	-
Degradation co-efficient (**)	Cdh	0.96	-	Operation limit temperature	TOL	-25	° C
Tj = bivalent temperature	Pdh	11.8	kW	Heating water operating limit temperature	WTOL	60	° C
Tj = operation limit temperature (***)	Pdh	9.2	kW	Supplementary heater			
Tj = - 15 ° C (if TOL < - 20 ° C)	Pdh	11.4	kW	Rated heat output (*)	Psup	4.8	kW
Bivalent temperature	Tbiv	-16	° C	Type of energy input	Electrical		
Reference design conditions for space heating	Tdesignh	-22	° C				
Power consumption in modes other than active mode							
Off mode	P _{OFF}	0.022	kW				
Thermostat-off mode	P _{TO}	0.022	kW				
Standby mode	P _{SB}	0.022	kW				
Crankcase heater mode	P _{CK}	0.000	kW				

Other items				Rated air flow rate, outdoors			
Capacity control	variable			-	2640	m ³ /h	
Sound power level, indoors/outdoors	L _{WA}	41 / 58	dBA				
Annual energy consumption	Q _{HE}	10226	kWh				

For heat pump combination heater:				Water heating energy efficiency			
Declared load profile	-			η_{wh}	-	%	
Daily electricity consumption	Q _{elec}	-	kWh				
Annual electricity consumption	AEC	-	kWh				

Contact details

MITSUBISHI ELECTRIC AIR CONDITIONING SYSTEMS MANUFACTURING TURKEY JOINT STOCK COMPANY Manisa OSB 4.Kisim Kecilikoyosb Mah. Ahmet Nazif Zorlu Bulvarı No:19 Yunusemre - Manisa, Turkey

The identification and signature of the person empowered to bind the supplier;

Kenichi SAITO

The signature is signed in the average climate / medium-temperature section. Manager, Quality Assurance Department

TURKEY

· Details and precautions on installation, maintenance and assembly can be found in the installation and or operation manuals.

· Details and precautions on recycling and/or disposal at end-of-life can be found in the installation and or operation manuals.

(*) For heat pump space heaters and heat pump combination heaters, the rated heat output Prated is equal to the design load for heating Pdesignh, and the rated heat output of a supplementary heater Psup is equal to the supplementary capacity for heating sup(Tj).

(**) If Cdh is not determined by measurement then the default degradation coefficient is Cdh = 0.9.

(***) If the declared TOL is lower than the T designh of the considered climate then the outdoor dry bulb temperature Tj is equal to T designh.

PRODUCT INFORMATION / TECHNICAL DOCUMENTATION

Model(s):	Outdoor unit:	PUZ-SWM140YAA
	Indoor unit:	ERSD-MED
Air-to-water heat pump:		yes
Water-to-water heat pump:		no
Brine-to-water heat pump:		no
Low-temperature heat pump:		no
Equipped with a supplementary heater:		no
Heat pump combination heater:		no
Parameters for		medium-temperature application.
Parameters for		warmer climate conditions.

Item	Symbol	Value	Unit	Item	Symbol	Value	Unit
Rated heat output (*)	Prated	14.0	kW	Seasonal space heating energy efficiency	η_s	152	%
Declared capacity for heating for part load at indoor temperature 20 ° C and outdoor temperature Tj				Declared coefficient of performance or primary energy ratio for part load at indoor temperature 20 ° C and outdoor temperature Tj			
Tj = - 7 ° C	Pdh	-	kW	Tj = - 7 ° C	COPd	-	-
Degradation co-efficient (**)	Cdh	-	-	Tj = + 2 ° C	COPd	1.90	-
Tj = + 2 ° C	Pdh	14.0	kW	Tj = + 7 ° C	COPd	3.10	-
Degradation co-efficient (**)	Cdh	1.00	-	Tj = +12 ° C	COPd	5.40	-
Tj = + 7 ° C	Pdh	8.8	kW	Tj = bivalent temperature	COPd	1.90	-
Degradation co-efficient (**)	Cdh	0.99	-	Tj = operation limit temperature (***)	COPd	1.90	-
Tj = +12 ° C	Pdh	5.5	kW	Operation limit temperature	TOL	-25	° C
Degradation co-efficient (**)	Cdh	0.98	-	Heating water operating limit temperature	WTOL	60	° C
Tj = bivalent temperature	Pdh	14.0	kW	Supplementary heater			
Tj = operation limit temperature (***)	Pdh	14.0	kW	Rated heat output (*)	Psup	0.0	kW
Bivalent temperature	Tbiv	2	° C	Type of energy input	Electrical		
Reference design conditions for space heating	Tdesignh	2	° C				
Power consumption in modes other than active mode							
Off mode	P _{OFF}	0.022	kW				
Thermostat-off mode	P _{TO}	0.022	kW				
Standby mode	P _{SB}	0.022	kW				
Crankcase heater mode	P _{CK}	0.000	kW				

Other items				Rated air flow rate, outdoors			
Capacity control	variable			-	2640	m ³ /h	
Sound power level, indoors/outdoors	L _{WA}	41 / 58	dBA				
Annual energy consumption	Q _{HE}	4837	kWh				

For heat pump combination heater:				Water heating energy efficiency			
Declared load profile	-			η_{wh}	-	%	
Daily electricity consumption	Q _{elec}	-	kWh				
Annual electricity consumption	AEC	-	kWh				

Contact details

MITSUBISHI ELECTRIC AIR CONDITIONING SYSTEMS MANUFACTURING TURKEY JOINT STOCK COMPANY Manisa OSB 4.Kisim Kecilikoyosb Mah. Ahmet Nazif Zorlu Bulvarı No:19 Yunusemre - Manisa, Turkey

The identification and signature of the person empowered to bind the supplier;

Kenichi SAITO

The signature is signed in the average climate / medium-temperature section. Manager, Quality Assurance Department

TURKEY

· Details and precautions on installation, maintenance and assembly can be found in the installation and or operation manuals.

· Details and precautions on recycling and/or disposal at end-of-life can be found in the installation and or operation manuals.

(*) For heat pump space heaters and heat pump combination heaters, the rated heat output Prated is equal to the design load for heating Pdesignh, and the rated heat output of a supplementary heater Psup is equal to the supplementary capacity for heating sup(Tj).

(**) If Cdh is not determined by measurement then the default degradation coefficient is Cdh = 0.9.

(***) If the declared TOL is lower than the T designh of the considered climate then the outdoor dry bulb temperature Tj is equal to T designh.

PRODUCT INFORMATION / TECHNICAL DOCUMENTATION

Model(s):	Outdoor unit:	PUZ-SWM140YAA
	Indoor unit:	ERSD-MED
Air-to-water heat pump:		yes
Water-to-water heat pump:		no
Brine-to-water heat pump:		no
Low-temperature heat pump:		no
Equipped with a supplementary heater:		no
Heat pump combination heater:		no
Parameters for		low-temperature application.
Parameters for		warmer climate conditions.

Item	Symbol	Value	Unit	Item	Symbol	Value	Unit
Rated heat output (*)	Prated	14.0	kW	Seasonal space heating energy efficiency	η_s	223	%
Declared capacity for heating for part load at indoor temperature 20 ° C and outdoor temperature Tj				Declared coefficient of performance or primary energy ratio for part load at indoor temperature 20 ° C and outdoor temperature Tj			
Tj = - 7 ° C	Pdh	-	kW	Tj = - 7 ° C	COPd	-	-
Degradation co-efficient (**)	Cdh	-	-	Tj = + 2 ° C	COPd	3.10	-
Tj = + 2 ° C	Pdh	14.0	kW	Tj = + 7 ° C	COPd	5.01	-
Degradation co-efficient (**)	Cdh	1.00	-	Tj = +12 ° C	COPd	7.01	-
Tj = + 7 ° C	Pdh	9.0	kW	Tj = bivalent temperature	COPd	3.10	-
Degradation co-efficient (**)	Cdh	0.99	-	Tj = operation limit temperature (***)	COPd	3.10	-
Tj = +12 ° C	Pdh	5.1	kW	Operation limit temperature	TOL	-25	° C
Degradation co-efficient (**)	Cdh	0.97	-	Heating water operating limit temperature	WTOL	60	° C
Tj = bivalent temperature	Pdh	14.0	kW	Supplementary heater			
Tj = operation limit temperature (***)	Pdh	14.0	kW	Rated heat output (*)	Psup	0.0	kW
Bivalent temperature	Tbiv	2	° C	Type of energy input	Electrical		
Reference design conditions for space heating	Tdesignh	2	° C				
Power consumption in modes other than active mode							
Off mode	P _{OFF}	0.022	kW				
Thermostat-off mode	P _{TO}	0.022	kW				
Standby mode	P _{SB}	0.022	kW				
Crankcase heater mode	P _{CK}	0.000	kW				

Other items				Rated air flow rate, outdoors			
Capacity control	variable			-	2640	m ³ /h	
Sound power level, indoors/outdoors	L _{WA}	41 / 58	dBA				
Annual energy consumption	Q _{HE}	3310	kWh				

For heat pump combination heater:				Water heating energy efficiency			
Declared load profile	-			η_{wh}	-	%	
Daily electricity consumption	Q _{elec}	-	kWh				
Annual electricity consumption	AEC	-	kWh				

Contact details

MITSUBISHI ELECTRIC AIR CONDITIONING SYSTEMS MANUFACTURING TURKEY JOINT STOCK COMPANY Manisa OSB 4.Kisim Kecilikoyosb Mah. Ahmet Nazif Zorlu Bulvarı No:19 Yunusemre - Manisa, Turkey

The identification and signature of the person empowered to bind the supplier;

Kenichi SAITO

The signature is signed in the average climate / medium-temperature section. Manager, Quality Assurance Department

TURKEY

· Details and precautions on installation, maintenance and assembly can be found in the installation and or operation manuals.

· Details and precautions on recycling and/or disposal at end-of-life can be found in the installation and or operation manuals.

(*) For heat pump space heaters and heat pump combination heaters, the rated heat output Prated is equal to the design load for heating Pdesignh, and the rated heat output of a supplementary heater Psup is equal to the supplementary capacity for heating sup(Tj).

(**) If Cdh is not determined by measurement then the default degradation coefficient is Cdh = 0.9.

(***) If the declared TOL is lower than the T designh of the considered climate then the outdoor dry bulb temperature Tj is equal to T designh.