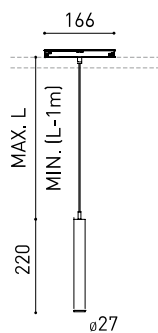




DIMENSIONS



ACCESSOIRES



CORD ACCESSORY



TRACK 48V OPTIONS

| | |
|-----------|---------------------------------------|
| Nom | STICK 22 48V 5M 46° DIM DALI 3000K MG |
| Référence | A4072231MG |
| Couleur | Or métallique |
| RAL | Bain électrolytique |
| Catégorie | TRACKLIGHTS |

| | |
|------------------------------------|------------------|
| Type | LED |
| Flux lumineux brut | 600 lm |
| Température de couleur | 3000 K |
| Stabilité chromatique | MacAdam Step 2 |
| Indice de reproduction chromatique | CRI > 90 |
| Puissance | 5,6 W |
| Courant | 500 mA |
| Efficacité | 107 lm/W |
| Durée de vie de la LED | L80B10 > 60.000h |

SOURCE DE LUMIÈRE

LUMINAIRE | DONNÉS PHOTOMÉTRIQUES

| | |
|----------------------------|-----|
| Efficacité lumineuse | 81% |
| Angle du faisceau lumineux | 46° |

LUMINAIRE | DONNÉS ÉLECTRIQUES

| | |
|---------------------------------|--------|
| Driver | Inclus |
| Valeurs de puissance du système | 6,22 W |
| Tension | 48Vdc |
| Variation d'intensité | DALI |
| Classe d'isolation électrique | II |

D'AUTRES DONNÉES

| | |
|---------------------------|-------------------------------------------------------------|
| Étanchéité | IP20 |
| Contrôle sans fil | Veuillez consulter |
| Longueur du tendeur | Max. 5 m |
| Type de rail | Track 48V |
| Poids | 225 g |
| Poids avec emballage | 360 g |
| Dimensions de l'emballage | 384 x 175 x 78 mm |
| Unités par emballage | 1 |
| Matériaux | Aluminium / Acrylonitrile Butadiène Styrène / Polycarbonate |

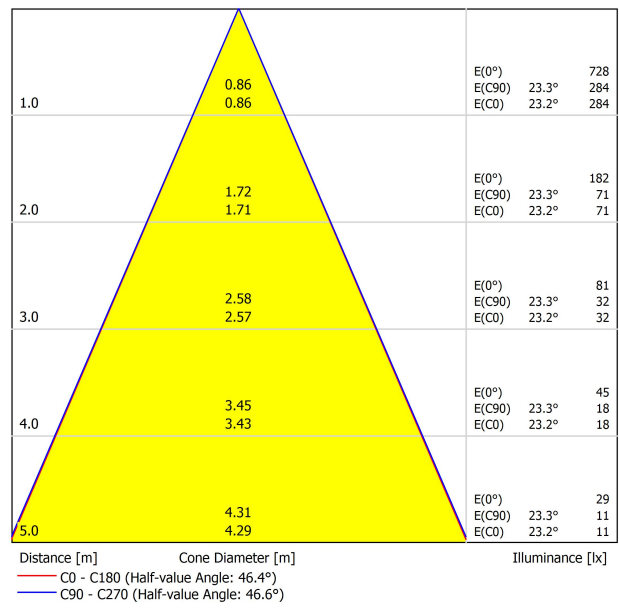


Stick est un luminaire conçu pour un éclairage ciblé, qui souligne la verticalité de l'espace où il est installé. La légère flottabilité d'une pièce à l'esthétique si délicate est l'un de ses plus grands atouts.

DIAGRAMME POLAIRE



DIAGRAMME CONIQUE





| | PRODUCT |
|-----------|----------------|
| Model | Cord Accessory |
| Reference | 02230000N |
| Colour | N ■ RAL9005 |
| Category | Accessories |

DIMENSIONAL DRAWING



48V SYSTEM
TRACK 48V



TRACK 48V TRIMLESS

| | | | |
|------------------------------------------|-------------|----|---|
| TRACK 48V TRIMLESS 1m | A338-01-00- | WT | N |
| TRACK 48V TRIMLESS 2m | A338-02-00- | WT | N |
| TRACK 48V TRIMLESS 3m | A338-03-00- | WT | N |
| TRACK 48V TRIMLESS Corner 90° One Plane | A338-06-00- | WT | N |
| TRACK 48V TRIMLESS Corner 90° Two Planes | A338-07-00- | WT | N |

RECOMMENDED FOR INSTALLATIONS WHERE THE PROFILE CAN BE INSTALLED BEFORE THE FALSE PLASTERBOARD CEILING (THICKNESS 12,5mm.)



TRACK 48V TRIMLESS
Corner 90° One Plane



*Electrical connection not included

TRACK 48V TRIMLESS
Corner 90° Two Planes



*Electrical connection not included



TRACK 48V SURFACE

| | | | |
|----------------------------------------|-------------|----|----|
| TRACK 48V SURFACE 1m | A338-11-00- | WT | NT |
| TRACK 48V SURFACE 2m | A338-12-00- | WT | NT |
| TRACK 48V SURFACE 3m | A338-13-00- | WT | NT |
| TRACK 48V SURFACE Corner 90° One Plane | A338-14-00- | WT | NT |



TRACK 48V SURFACE
Corner 90° One Plane



*Electrical connection not included



TRACK 48V SURFACE SHORT

| | | | |
|----------------------------------------------|-------------|----|----|
| TRACK 48V SURFACE SHORT 1m | A338-21-00- | WT | NT |
| TRACK 48V SURFACE SHORT 2m | A338-22-00- | WT | NT |
| TRACK 48V SURFACE SHORT 3m | A338-23-00- | WT | NT |
| TRACK 48V SURFACE SHORT Corner 90° One Plane | A338-24-00- | WT | NT |



TRACK 48V SURFACE SHORT
Corner 90° One Plane



*Electrical connection not included

48V SYSTEM TRACK 48V



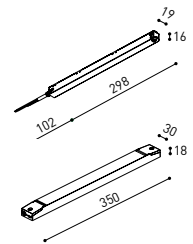
DROP VOLTAGE TABLE

| POWER (W) | CABLE SECTION (mm ²) | CABLE LENGTH (m) | | | |
|-----------|----------------------------------|------------------|----|----|----|
| | | 5 | 10 | 20 | 30 |
| 100 | 0,75 | 50 | 50 | X | X |
| | 1,5 | 50 | 50 | 40 | 25 |
| 150 | 0,75 | 40 | 15 | X | X |
| | 1,5 | 50 | 40 | 20 | X |

| | P | V | D |
|------------------------------------------------------|------|-----|------------------|
| CONSTANT VOLTAGE LED POWER SUPPLY 0434-01-61* | 100W | 48V | 298 x 16 x 19 mm |
| 0434-01-62 | 150W | 48V | 350 x 30 x 18 mm |

220 V -
240

*To be installed inside the track.



COMPATIBILITY ACCORDING TO TYPE OF TRACK

TRACK 48V & TRACK 48V SURFACE SHORT



Order with *The 2019 Collection* codes. Products with one single version for both tracks

ALL 48V TRACK



TRACK 48V Live-End Connector

A338-00-01- | W | N |



TRACK 48V Corner Connector

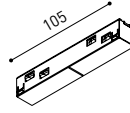
A338-00-12- | W | N |



TRACK 48V Corner 90° Connector One Plane

A338-00-24- | W | N |

*Not suitable for trimless version



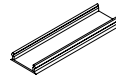
TRACK 48V Central Connector

A338-00-02- | W | N |



TRACK 48V Wireless Control

0434-01-31- | W | N | Casambi/AAG Stucchi App



TRACK 48V Cover Gap 1m

A338-00-30- | N |

TRIMLESS 48V



TRACK 48V TRIMLESS Short T-Bracket

A338-00-03



TRACK 48V Clamp for M6 ROD

A338-00-09

*See accessories quantities



TRACK 48V TRIMLESS Long T-Bracket

A338-00-04



TRACK 48V Track Clamp

A338-00-10

*See accessories quantities



TRACK 48V TRIMLESS Straight Joiners (2 units)

A338-00-05- | WT | N |



TRACK 48V TRIMLESS Suspension Kit

A338-00-08

*See accessories quantities



TRACK 48V TRIMLESS Plaster Installation Guard 1m

A338-00-21

*** SUGGESTED MOUNTING ACCESSORIES QUANTITIES**

1000mm - 2 Pcs.

2000mm - 3 Pcs.

3000mm - 4 Pcs.

SURFACE, SUSPENSION , SURFACE SHORT & SUSPENSION SHORT 48V



TRACK 48V SURFACE Straight Joiner

A338-00-11

COLOUR | N ■ RAL 9005 | W □ RAL 9016 | NT ■ RAL 9005 | WT □ RAL 9016 |

TRIMLESS, SURFACE & SUSPENSION 48V



TRACK 48V TRIMLESS & SURFACE End
A338-00-06- | WT | NT |

TRACK 48V TRIMLESS & SURFACE End Feed
A338-00-07- | WT | NT |

SURFACE & SUSPENSION SHORT 48V




TRACK 48V SURFACE SHORT End
A338-00-18- | WT | NT |

TRACK 48V SURFACE SHORT End Feed
A338-00-19- | WT | NT |

SURFACE & SURFACE SHORT 48V



TRACK 48V Power Supply Case
A338-00-29- | NT | WT | 150 W
 220 V ~ 240 V  *To be installed aside 48V Surface Tracks
 INCL



SUSPENSION & SUSPENSION SHORT 48V



TRACK 48V Wired Power Supply Case
A338-00-25- | NT | WT | 150 W  NO DIM
A338-00-26- | NT | WT | 150 W  DIM
 220 V ~ 240 V  INCL





TRACK 48V SURFACE Suspension Kit (2 units)
A338-00-15- | WT | NT |

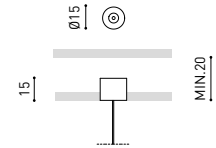
TRACK 48V SURFACE Suspension Feed Kit
A338-00-16- | W | N |  NO DIM
A338-00-17- | W | N |  DIM
 *For remote power supply

A338-00-27- | W | N |  NO DIM
A338-00-28- | W | N |  DIM
 *For power supply inside the track


WIRE TRIMLESS ACCESSORIES



FEED
MAINS TRIMLESS*  NO DIM
A023-00-01- | W | N |
MAINS THICK TRIMLESS*  DIM
A023-00-02- | W | N |



FASTENING
STEEL CABLE TRIMLESS*
A023-00-05- | W | N |



COLOUR | N ■ RAL 9005 | W □ RAL 9016 | NT ■ RAL 9005 | WT □ RAL 9016 |

* AS MANY PIECES AS NEEDED ACCORDING TO YOUR PRODUCT



Fuente de luz (LED) reemplazable por un profesional autorizado

Replaceable (LED only) light source by an authorized professional.

Source lumineuse (LED) remplaçable par un professionnel agréé

Sorgente luminosa (LED) sostituibile da parte di un professionista autorizzato

Austauschbare (LED) Lichtquelle durch einen autorisierten Fachmann



Equipo de control reemplazable por un profesional autorizado

Replaceable control gear by an authorized professional

Dispositif de commande remplaçable par un professionnel agréé

Alimentatore sostituibile da parte di un professionista autorizzato

Auswechselbares Betriebsgerät durch autorisierten Fachmann

INSTRUCCIONES PARA EL FINAL DE VIDA Y LA ELIMINACIÓN LOS COMPONENTES
 INSTRUCTIONS ON END-OF-LIFE AND COMPONENT DISPOSAL
 INSTRUCTIONS POUR LA GESTION DES COMPOSANTS EN FIN DE VIE ET LEUR MISE AU REBUT
 ISTRUZIONI PER IL FINE VITA E LO SMALTIMENTO DEI COMPONENTI
 ANWEISUNGEN ZUR ENTSORGUNG DER LEUCHTENKOMPONENTEN



Interrumpir la alimentación del aparato
 Cut the power supply to the luminaire
 Couper l'alimentation du luminaire
 Interrompere l'alimentazione dell'apparecchio
 Stromversorgung der Leuchte unterbrechen



Quitar la(s) fuente(s) de luz para el desecho
 Remove light source(s) for disposal
 Retirer la (les) source(s) lumineuse(s) pour l'élimination
 Rimuovere la/le sorgente/e di luce per lo smaltimento
 Lichtquelle(n) zur Entsorgung entfernen



Quitar la batería para el desecho
 Remove the battery for decommissioning
 Retirer la batterie pour sa mise au rebut
 Rimuovere la batteria per la dismissione
 Die Batterie ordnungsgemäß entsorgen



Quitar el equipo de control para el desecho
 Remove control gear for disposal
 Retirer le dispositif de commande pour l'élimination
 Rimuovere l'alimentatore per lo smaltimento
 Betriebsgerät zur Entsorgung ausbauen



Enviar los materiales a un centro de recogida RAEE
 Send the materials to a WEEE collection centre
 Envoyer les matériaux dans une déchetterie DEEE
 Inviare i materiali ad un centro di raccolta RAEE
 Die Materialien in einem WEEE-Zentrum entsorgen

