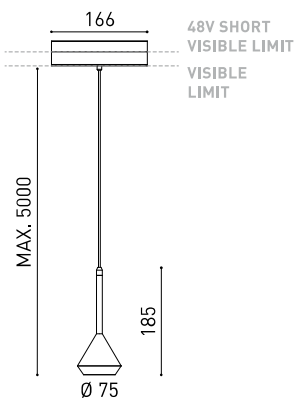




## DIMENSIONS



## ACCESSOIRES



CORD ACCESSORY



TRACK 48V OPTIONS

## TROPHÉES



## PRODUIT

Nom	SPIN 48V 5M DIM DALI 24° 3000K WT
Référence	A3502201WT
Couleur	Blanc Texturé
RAL	9016
Catégorie	TRACKLIGHTS

## SOURCE DE LUMIÈRE

Type	LED
Flux lumineux brut	630 lm
Température de couleur	3000 K
Stabilité chromatique	MacAdam Step 2
Indice de reproduction chromatique	CRI > 90
Puissance	6,5 W
Courant	700 mA
Efficacité	97 lm/W
Durée de vie de la LED	L80B10 > 60.000h

## LUMINAIRE | DONNÉS PHOTOMÉTRIQUES

Efficacité lumineuse	86%
Angle du faisceau lumineux	24°

## LUMINAIRE | DONNÉS ÉLECTRIQUES

Driver	Inclus
Valeurs de puissance du système	6,84 W
Tension	48Vdc
Variation d'intensité	DALI - Autres DIM, veuillez consulter
Classe d'isolation électrique	II

## D'AUTRES DONNÉES

Étanchéité	IP20
Contrôle sans fil	Veuillez consulter
Longueur du tendeur	Max. 5 m
Tendeur à réglage rapide	Non
Type de rail	Track 48V
Poids	530 g
Poids avec emballage	666 g
Dimensions de l'emballage	253 x 152 x 102 mm
Unités par emballage	1
Matériaux	Aluminium / Polyméthacrylate De Méthyle

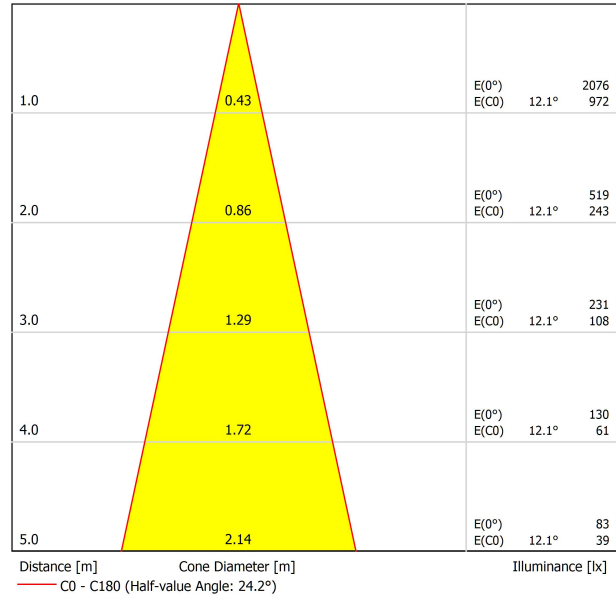


Dimensions minimales, lignes essentielles et géométrie de révolution dans une pièce de suspension pour éclairage d'accentuation. Son câble ultra-mince confère à Spin une sensation de flottaison aérienne. Spin 48V est destiné à être installé sur des rails basse tension.

DIAGRAMME POLAIRE



DIAGRAMME CONIQUE





<b>Model</b>	<b>PRODUCT</b>
<b>Reference</b>	Cord Accessory
<b>Colour</b>	<b>02230000   W   N  </b>
<b>Category</b>	<b>W</b> <input type="checkbox"/> RAL 9016   <b>N</b> <input checked="" type="checkbox"/> RAL9005
	Accessories

**DIMENSIONAL DRAWING**



# 48V SYSTEM TRACK 48V



## TRACK 48V TRIMLESS

TRACK 48V TRIMLESS 1m	A338-01-00-	WT	N
TRACK 48V TRIMLESS 2m	A338-02-00-	WT	N
TRACK 48V TRIMLESS 3m	A338-03-00-	WT	N
TRACK 48V TRIMLESS Corner 90° One Plane	A338-06-00-	WT	N
TRACK 48V TRIMLESS Corner 90° Two Planes	A338-07-00-	WT	N

RECOMMENDED FOR INSTALLATIONS WHERE THE PROFILE CAN BE INSTALLED BEFORE THE FALSE PLASTERBOARD CEILING (THICKNESS 12,5mm.)



## TRACK 48V TRIMLESS Corner 90° One Plane



\*Electrical connection not included

## TRACK 48V TRIMLESS Corner 90° Two Planes



\*Electrical connection not included



## TRACK 48V SURFACE

TRACK 48V SURFACE 1m	A338-11-00-	WT	NT
TRACK 48V SURFACE 2m	A338-12-00-	WT	NT
TRACK 48V SURFACE 3m	A338-13-00-	WT	NT
TRACK 48V SURFACE Corner 90° One Plane	A338-14-00-	WT	NT



## TRACK 48V SURFACE Corner 90° One Plane



\*Electrical connection not included



## TRACK 48V SURFACE SHORT

TRACK 48V SURFACE SHORT 1m	A338-21-00-	WT	NT
TRACK 48V SURFACE SHORT 2m	A338-22-00-	WT	NT
TRACK 48V SURFACE SHORT 3m	A338-23-00-	WT	NT
TRACK 48V SURFACE SHORT Corner 90° One Plane	A338-24-00-	WT	NT



## TRACK 48V SURFACE SHORT Corner 90° One Plane



\*Electrical connection not included

# 48V SYSTEM TRACK 48V



DROP VOLTAGE TABLE

POWER (W)	CABLE SECTION (mm <sup>2</sup> )	CABLE LENGTH (m)			
		5	10	20	30
100	0,75	50	50	X	X
	1,5	50	50	40	25
150	0,75	40	15	X	X
	1,5	50	40	20	X

	P	V	D
CONSTANT VOLTAGE LED POWER SUPPLY <b>0434-01-61*</b>	100W	48V	298 x 16 x 19 mm
<b>0434-01-62</b>	150W	48V	350 x 30 x 18 mm

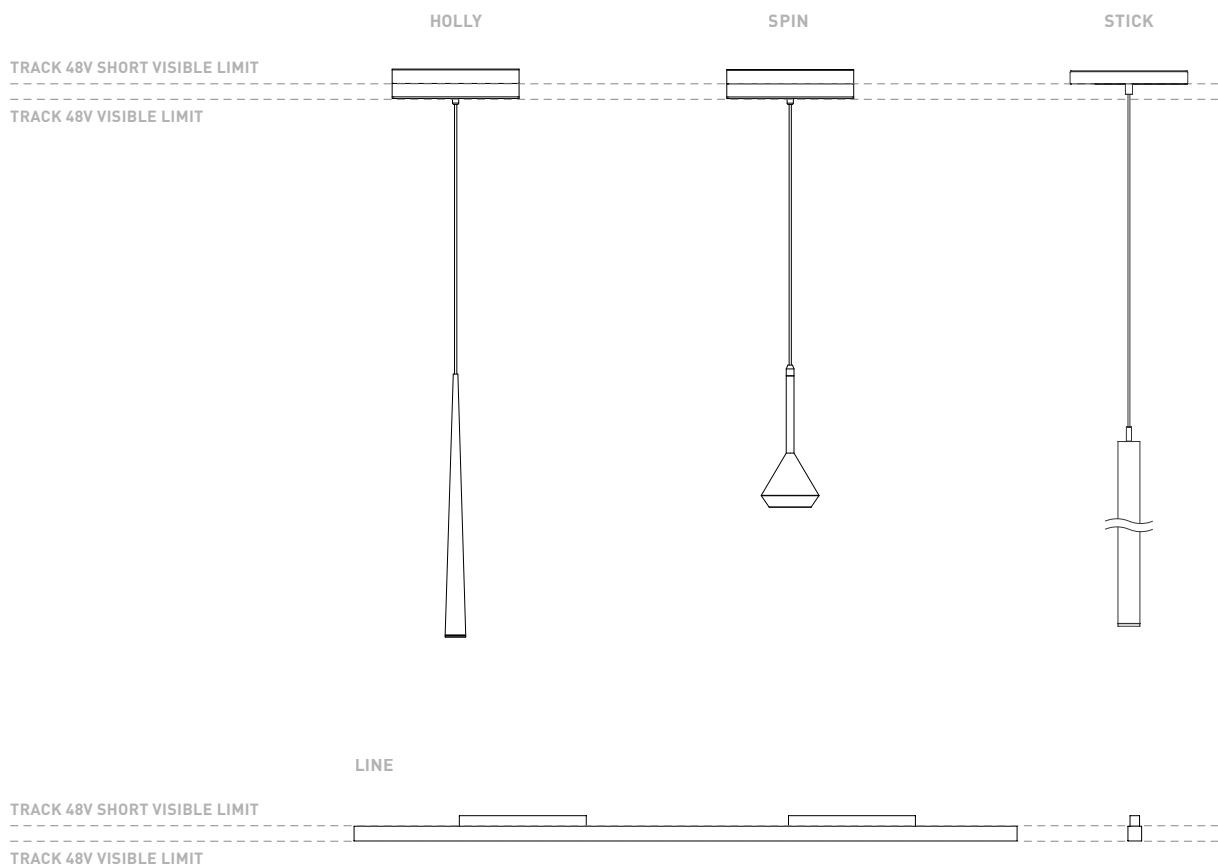
220 V -  
240

\*To be installed inside the track.



## COMPATIBILITY ACCORDING TO TYPE OF TRACK

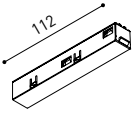
### TRACK 48V & TRACK 48V SURFACE SHORT



Order with *The 2019 Collection* codes. Products with one single version for both tracks

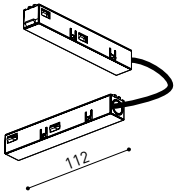
48V SYSTEM  
TRACK 48V

ALL 48V TRACK



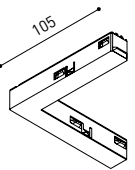
TRACK 48V Live-End Connector

A338-00-01- | W | N |



TRACK 48V Corner Connector

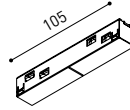
A338-00-12- | W | N |



TRACK 48V Corner 90° Connector One Plane

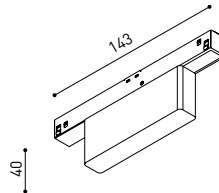
A338-00-24- | W | N |

\*Not suitable for trimless version



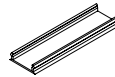
TRACK 48V Central Connector

A338-00-02- | W | N |



TRACK 48V Wireless Control

0434-01-31- | W | N | Casambi/AAG Stucchi App



TRACK 48V Cover Gap 1m

A338-00-30- | N |

TRIMLESS 48V



TRACK 48V TRIMLESS Short T-Bracket

A338-00-03



TRACK 48V Clamp for M6 ROD

A338-00-09

\*See accessories quantities



TRACK 48V TRIMLESS Long T-Bracket

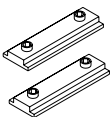
A338-00-04



TRACK 48V Track Clamp

A338-00-10

\*See accessories quantities



TRACK 48V TRIMLESS Straight Joiners (2 units)

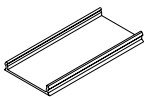
A338-00-05- | WT | N |



TRACK 48V TRIMLESS Suspension Kit

A338-00-08

\*See accessories quantities



TRACK 48V TRIMLESS Plaster Installation Guard 1m

A338-00-21

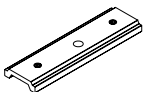
\* SUGGESTED MOUNTING ACCESSORIES QUANTITIES

1000mm - 2 Pcs.

2000mm - 3 Pcs.

3000mm - 4 Pcs.

SURFACE, SUSPENSION , SURFACE SHORT & SUSPENSION SHORT 48V



TRACK 48V SURFACE Straight Joiner

A338-00-11

COLOUR | N ■ RAL 9005 | W □ RAL 9016 | NT ■ RAL 9005 | WT □ RAL 9016 |

## TRIMLESS, SURFACE & SUSPENSION 48V



**TRACK 48V TRIMLESS & SURFACE End**  
**A338-00-06- | WT | NT |**

**TRACK 48V TRIMLESS & SURFACE End Feed**  
**A338-00-07- | WT | NT |**

## SURFACE & SUSPENSION SHORT 48V



**TRACK 48V SURFACE SHORT End**  
**A338-00-18- | WT | NT |**

**TRACK 48V SURFACE SHORT End Feed**  
**A338-00-19- | WT | NT |**

## SURFACE & SURFACE SHORT 48V



**TRACK 48V Power Supply Case**  
**A338-00-29- | NT | WT | 150 W**  
 220 V ~ 240 V  \*To be installed aside 48V Surface Tracks  
 INCL



## SUSPENSION & SUSPENSION SHORT 48V



**TRACK 48V Wired Power Supply Case**  
**A338-00-25- | NT | WT | 150 W**  NO DIM  
**A338-00-26- | NT | WT | 150 W**  DIM  
 220 V ~ 240 V  INCL





**TRACK 48V SURFACE Suspension Kit (2 units)**  
**A338-00-15- | WT | NT |**

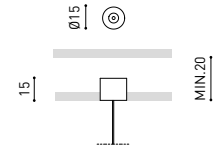
**TRACK 48V SURFACE Suspension Feed Kit**  
**A338-00-16- | W | N |**  NO DIM  
**A338-00-17- | W | N |**  DIM  
 \*For remote power supply

**A338-00-27- | W | N |**  NO DIM  
**A338-00-28- | W | N |**  DIM  
 \*For power supply inside the track


## WIRE TRIMLESS ACCESSORIES



**FEED**  
**MAINS TRIMLESS\***  NO DIM  
**A023-00-01- | W | N |**  
**MAINS THICK TRIMLESS\***  DIM  
**A023-00-02- | W | N |**



**FASTENING**  
**STEEL CABLE TRIMLESS\***  
**A023-00-05- | W | N |**



COLOUR | N ■ RAL 9005 | W □ RAL 9016 | NT ■ RAL 9005 | WT □ RAL 9016 |

\* AS MANY PIECES AS NEEDED ACCORDING TO YOUR PRODUCT



Fuente de luz (LED) reemplazable por un profesional autorizado

Replaceable (LED only) light source by an authorized professional.

Source lumineuse (LED) remplaçable par un professionnel agréé

Sorgente luminosa (LED) sostituibile da parte di un professionista autorizzato

Austauschbare (LED) Lichtquelle durch einen autorisierten Fachmann



Equipo de control reemplazable por un profesional autorizado

Replaceable control gear by an authorized professional

Dispositif de commande remplaçable par un professionnel agréé

Alimentatore sostituibile da parte di un professionista autorizzato

Auswechselbares Betriebsgerät durch autorisierten Fachmann

INSTRUCCIONES PARA EL FINAL DE VIDA Y LA ELIMINACIÓN LOS COMPONENTES  
 INSTRUCTIONS ON END-OF-LIFE AND COMPONENT DISPOSAL  
 INSTRUCTIONS POUR LA GESTION DES COMPOSANTS EN FIN DE VIE ET LEUR MISE AU REBUT  
 ISTRUZIONI PER IL FINE VITA E LO SMALTIMENTO DEI COMPONENTI  
 ANWEISUNGEN ZUR ENTSORGUNG DER LEUCHTENKOMPONENTEN



Interrumpir la alimentación del aparato  
 Cut the power supply to the luminaire  
 Couper l'alimentation du luminaire  
 Interrompere l'alimentazione dell'apparecchio  
 Stromversorgung der Leuchte unterbrechen



Quitar la(s) fuente(s) de luz para el desecho  
 Remove light source(s) for disposal  
 Retirer la (les) source(s) lumineuse(s) pour l'élimination  
 Rimuovere la/le sorgente/e di luce per lo smaltimento  
 Lichtquelle(n) zur Entsorgung entfernen



Quitar la batería para el desecho  
 Remove the battery for decommissioning  
 Retirer la batterie pour sa mise au rebut  
 Rimuovere la batteria per la dismissione  
 Die Batterie ordnungsgemäß entsorgen



Quitar el equipo de control para el desecho  
 Remove control gear for disposal  
 Retirer le dispositif de commande pour l'élimination  
 Rimuovere l'alimentatore per lo smaltimento  
 Betriebsgerät zur Entsorgung ausbauen



Enviar los materiales a un centro de recogida RAEE  
 Send the materials to a WEEE collection centre  
 Envoyer les matériaux dans une déchetterie DEEE  
 Inviare i materiali ad un centro di raccolta RAEE  
 Die Materialien in einem WEEE-Zentrum entsorgen

