

FRAME PANEL


104707.01

novalux
ITALIAN LIGHTING DESIGN SINCE 1948



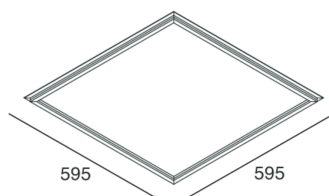
Features

Use: Indoor
Type of installation: RECESSED INTO PLASTERBOARD
Emission: DIRECT
Optics: OPAL
Colour: WHITE
Dimming: PUSH, DALI
Emergency: WITH ACCESSORY
L: 595mm
A: 595mm
H: 12mm
Warranty: 5 years
Weight: 0.9kg



Tech data

Luminaire input power: 38W
Luminaire luminous flux: 4334lm
Luminous flux in emergency: 1h: 13% / 3h: 5%
IP: 40
Insulation class: II
Supply voltage: 900 mA ALIMENT.INCLUSO
SELV: Si



Source

Light source: LED
Source power: 35W
Source luminous flux: 4904lm
Colour temperature: 3000K
CRI: >80
LED lifespan: 50000h L80 B20

Compliance

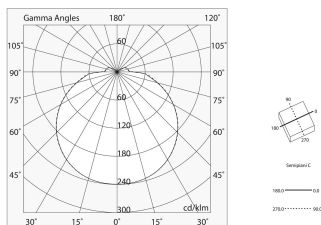
CEI EN 60598-1:2015 + A11:2009. IEC 60598-2:2015 2-1, 2-2

Standards

Photobiological risk: RISK GROUP 0 Certified fixture in EXEMPT GROUP, in accordance with CEI EN 62471:2010-01, IEC TR 62778:2014.

CAM edilizia: The product complies with the requirements for public buildings, ministerial decree of 23rd June 2022 n.256.

[View more product info](#)



Novalux S.r.l. via Marzabotto, 2 40050 Funo di Argelato (BO) Italy
Tel: +39 051 860558 · Fax +39 051 6647859 · Mail: info@novalux.it · VAT number 00536541204 · novalux.com
Company subject to the management and coordination by SLV GmbH

This technical data sheet is owned by Novalux S.r.l., all rights reserved. Novalux S.r.l. reserves the right to make changes without prior notice.