



MLG10S-0140D10534

MLG-2

MEASURING AUTOMATION LIGHT GRIDS

SICK
Sensor Intelligence.



Illustration may differ

Ordering information

| Type | Part no. |
|-------------------|----------|
| MLG10S-0140D10534 | 1117558 |

Other models and accessories → www.sick.com/MLG-2



Detailed technical data

Features

| | |
|--|---|
| Device version | Prime - Standard functionality |
| Sensor principle | Sender/receiver |
| Minimum detectable object (MDO) | 14 mm ¹⁾ |
| Beam separation | 10 mm |
| Type of synchronization | Optical |
| Number of beams | 15 |
| Detection height | 140 mm |
| Software features (default) | <ul style="list-style-type: none"> Q₁ Presence detection Q₂ / IN Teach input Q₃ Presence detection inverted Q₃ Teach Teach input with muting key lock off |
| Operating mode | Standard ✓ |
| Function | <ul style="list-style-type: none"> Cross beam ✓ Beam blanking ✓ |
| Applications | Switching output Object detection |

¹⁾ Depending on beam separation without cross beam setting.

| | |
|------------------------|---|
| | Object recognition Height classification |
| Data interface | Object detection Object height measurement |
| Included with delivery | 1 × sender 1 × receiver 4/6 × QuickFix brackets (6 × QuickFix brackets for monitoring heights above 2 m) 1 × Quick Start Guide |

¹⁾ Depending on beam separation without cross beam setting.

Mechanics/electronics

| | |
|----------------------------|--|
| Light source | LED, Infrared light |
| Wave length | 850 nm |
| Supply voltage V_s | DC 19.2 V ... 28.8 V ¹⁾ |
| Power consumption sender | 55.75 mA ²⁾ |
| Power consumption receiver | 123 mA ²⁾ |
| Ripple | < 5 V _{pp} |
| Output current I_{max} | 100 mA |
| Output load, capacitive | 100 nF |
| Output load, Inductive | 1 H |
| Initialization time | < 1 s |
| Switching output | Push-pull: PNP/NPN |
| Connection type | Male connector M12, 5-pin, 0.22 m Male connector M12, 5-pin, 0.22 m |
| Housing material | Aluminum |
| Indication | LED |
| Enclosure rating | IP65, IP67 ³⁾ |
| Circuit protection | U _V connections, reverse polarity protected Output Q short-circuit protected Interference pulse suppression |
| Protection class | III |
| Weight | 0.549 kg |
| Front screen | PMMA |
| Option | None |
| UL File No. | NRKH.E181493 |

¹⁾ Without load.

²⁾ , Without load with 24 V.

³⁾ Operating in outdoor condition only with a external protection housing.

Performance

| | |
|-----------------|-------------------|
| Maximum range | 7 m ¹⁾ |
| Minimum range | ≥ 0.2 m |
| Operating range | 5 m |
| Response time | 6 ms |

¹⁾ No reserve for environmental issue and deterioration of the diode.

Communication interface

| | |
|------------------------|-----------------------------------|
| IO-Link | ✓, IO-Link V1.1 |
| Data transmission rate | 38,4 kbit/s (COM2) |
| Maximum cable length | 20 m |
| Cycle time | 6 ms |
| VendorID | 26 |
| DeviceID HEX | 800067 |
| DeviceID DEC | 8388711 |
| Process data length | 6 Byte (TYPE_2_V) ¹⁾ |
| Inputs/outputs | 3 x Q (IO-Link) |
| Digital output | Q ₁ ... Q ₃ |
| Number | 3 |
| Digital input | In ₁ |
| Number | 1 |

¹⁾ With an IO-Link master with V1.0, fall back to interleaved mode (consisting of TYPE_1_1 (ProcessData) and TYPE_1_2 (On-request Data)).

Ambient data

| | |
|--------------------------------------|--|
| Shock resistance | Continuous shocks 10 g, 16 ms, 1000 shocks Single shocks 15 g, 11 ms 3 per axle |
| Vibration resistance | Sinusoidal oscillation 10-150 Hz 5 g |
| EMC | EN 60947-5-2 |
| Ambient light immunity | Direct: 12,000 lx ¹⁾ Indirect: 50,000 lx ²⁾ |
| Ambient operating temperature | -30 °C ... +55 °C |
| Ambient temperature, storage | -40 °C ... +70 °C |

¹⁾ Outdoor mode.

²⁾ Light resistance indirect.

Smart Task

| | |
|------------------------|-------------|
| Smart Task name | Base logics |
|------------------------|-------------|

Classifications

| | |
|---------------------|----------|
| ECLASS 5.0 | 27270910 |
| ECLASS 5.1.4 | 27270910 |
| ECLASS 6.0 | 27270910 |
| ECLASS 6.2 | 27270910 |
| ECLASS 7.0 | 27270910 |
| ECLASS 8.0 | 27270910 |
| ECLASS 8.1 | 27270910 |
| ECLASS 9.0 | 27270910 |
| ECLASS 10.0 | 27270910 |
| ECLASS 11.0 | 27270910 |
| ECLASS 12.0 | 27270910 |
| ETIM 5.0 | EC002549 |

| | |
|-----------------------|----------|
| ETIM 6.0 | EC002549 |
| ETIM 7.0 | EC002549 |
| ETIM 8.0 | EC002549 |
| UNSPSC 16.0901 | 39121528 |

Dimensional drawing (Dimensions in mm (inch))

Dimensional drawing



A¹⁾

| | |
|------------------------------|--|
| Beam separation 5 mm | 63.3 (2.49) |
| Beam separation 10 mm | 68.3 (2.69) |
| Beam separation 20 mm | 68.3 (2.69)/78.3 (3.08) ⁽²⁾ |
| Beam separation 25 mm | 83.3 (3.28) |
| Beam separation 30 mm | 88.3 (3.48) |
| Beam separation 50 mm | 108.3 (4.26) |

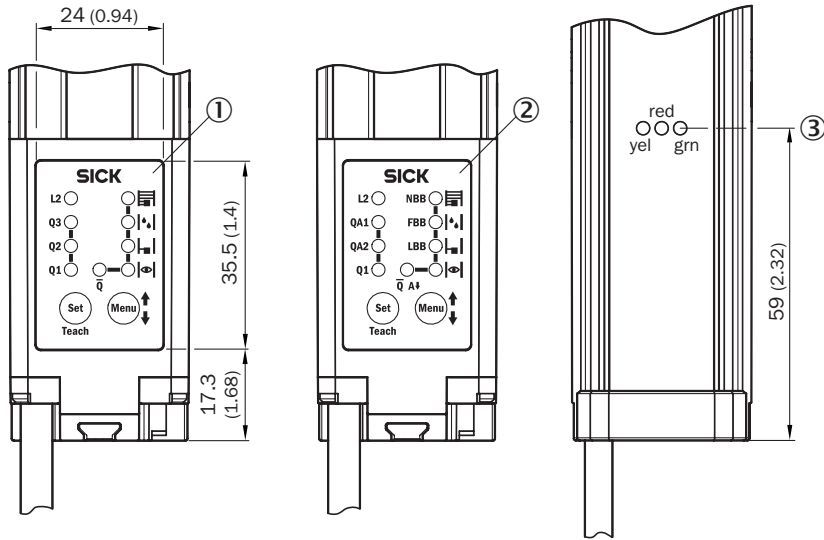
¹⁾ Distance: MLG edge - first beam

²⁾ MLG20x-xx**40**: 68.3 mm
 MLG20x-xx**80**: 78.3 mm

- ① First beam
- ② Last beam
- ③ Detection height (see technical data)
- ④ Beam separation
- ⑤ Optical axis
- ⑥ Status indicator: green, yellow, red LEDs
- ⑦ Connection

Adjustments

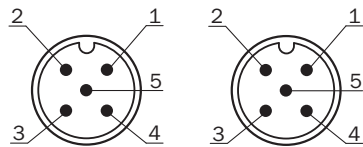
Adjustments



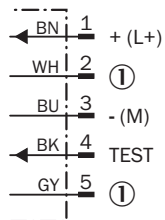
- ① MLG-2 with switching outputs Q
- ② MLG-2 with analog outputs Q_A
- ③ Status indicator: green, yellow, red LEDs

Connection type and diagram

Connector M12, 5-pin, switching outputs Q

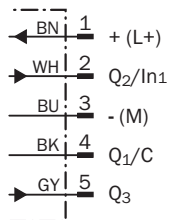


Sender






① Not assigned

Receiver



Recommended accessories

Other models and accessories → www.sick.com/MLG-2

| | Brief description | Type | Part no. |
|---|--|--------------------|----------|
| Plug connectors and cables | | | |
|  | <ul style="list-style-type: none"> • Connection type head A: Female connector, M12, 5-pin, straight, A-coded • Connection type head B: Flying leads • Signal type: Sensor/actuator cable • Cable: 5 m, 5-wire, PVC • Description: Sensor/actuator cable, unshielded • Application: Zones with chemicals | YF2A15-050VB5XLEAX | 2096240 |
| Sensor Integration Gateway | | | |
|  | <ul style="list-style-type: none"> • Further functions: Web server integrated, USB connection for easy configuration of the SIG200 Sensor Integration Gateway with SOPAS ET, the engineering tool from SICK, logic editor is available for easy configuration of logic functions • Connection CONFIG: 1 x M8, 4-pin female connector, USB 2.0 (USB-A) • Logic editor: yes • Communication interface: IO-Link, USB, Ethernet, PROFINET, REST API • Product category: IO-Link Master | SIG200-0A0412200 | 1089794 |
|  | <ul style="list-style-type: none"> • Further functions: Web server integrated, USB connection for easy configuration of the SIG200 Sensor Integration Gateway with SOPAS ET, the engineering tool from SICK, logic editor is available for easy configuration of logic functions • Connection CONFIG: 1 x M8, 4-pin female connector, USB 2.0 (USB-A) • Logic editor: yes • Communication interface: IO-Link, USB, Ethernet, REST API • Product category: IO-Link Master | SIG200-0A0G12200 | 1102605 |

SICK AT A GLANCE

SICK is one of the leading manufacturers of intelligent sensors and sensor solutions for industrial applications. A unique range of products and services creates the perfect basis for controlling processes securely and efficiently, protecting individuals from accidents and preventing damage to the environment.

We have extensive experience in a wide range of industries and understand their processes and requirements. With intelligent sensors, we can deliver exactly what our customers need. In application centers in Europe, Asia and North America, system solutions are tested and optimized in accordance with customer specifications. All this makes us a reliable supplier and development partner.

Comprehensive services complete our offering: SICK LifeTime Services provide support throughout the machine life cycle and ensure safety and productivity.

For us, that is “Sensor Intelligence.”

WORLDWIDE PRESENCE:

Contacts and other locations –www.sick.com