




ENERG

енергия · ενεργεια



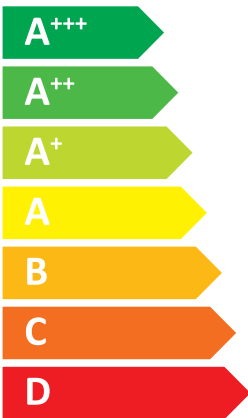
Indoor unit
Outdoor unit

E*SD-****D
PUZ-SHWM140YAA



55 °C

35 °C



A++

A+++

41 dB

58 dB

■ 14	■ 14
■ 14	■ 14
■ 14	■ 14
kW	kW

2019

811/2013

DG79V342H18



PRODUCT FICHE

Mitsubishi Electric Erp Directive Related Product Information: erp.mitsubishielectric.eu/erp
Details and precautions on installation, maintenance and assembly can be found in the installation and/or operation manuals.
This information is based on EU regulation No 811/2013 and No 813/2013.

DG79A02MH01

Table 1: SPACE HEATER. Columns: Outdoor unit, Indoor unit, Medium-temperature application (3-25), For low-temperature application (4-25). Rows: PUZ-SWM60VAA, PUZ-SWM80VAA, PUZ-SWM80YAA, PUZ-SWM100VAA, PUZ-SWM100YAA, PUZ-SWM120VAA, PUZ-SWM120YAA, PUZ-SWM140VAA, PUZ-SWM140YAA, PUZ-SWM80VAA, PUZ-SWM80YAA, PUZ-SWM100VAA, PUZ-SWM100YAA, PUZ-SWM120VAA, PUZ-SWM120YAA, PUZ-SWM140VAA, PUZ-SWM140YAA.

Table 2: COMBINATION HEATER. Columns: Outdoor unit, Indoor unit, Medium-temperature application (3-25), For low-temperature application (4-25). Rows: PUZ-SWM60VAA, PUZ-SWM80VAA, PUZ-SWM80YAA, PUZ-SWM100VAA, PUZ-SWM100YAA, PUZ-SWM120VAA, PUZ-SWM120YAA, PUZ-SWM140VAA, PUZ-SWM140YAA, PUZ-SWM80VAA, PUZ-SWM80YAA, PUZ-SWM100VAA, PUZ-SWM100YAA, PUZ-SWM120VAA, PUZ-SWM120YAA, PUZ-SWM140VAA, PUZ-SWM140YAA.

English	German	French	Italian	Spanish
Nederlands	Svenska	Dansk	Portuguesa	Espanol
suomi	Cestina	Български	Polski	Ελληνικά
Outdoor unit	Außengerät	unité extérieure	unità esterna	unidad exterior
1	Utomhusenhet	Utenlands enhed	unidad exterior	Εξωτερική μονάδα
Ulkokeskus	Utomhusenhet	Внешний блок	repositio zentralizata	unidad interior
Indoor unit	Innengerät	unité intérieure	unità interna	Interior
2	Внутренний	Innenheit	interior interior	Εσωτερική μονάδα
Sisäyksykki	Внутренний	Внутренний блок	repositio keskeinen	Εξωτερική μονάδα
3	Medium-temperatuur applicatie	Middeltemperatuurtoepassing	le applicazon a media temperatura	le aplicacion de media temperatura
4	Medium-temperatuurtoepassing	middletemperatuurtoepassing	a applicazon a media temperatura	le aplicacion de media temperatura
5	Keskilämpötilan sovellus	středněteplotní aplikace	zastosowanie w średnich temperaturach	le aplicacion de baja temperatura
6	Low-temperature application	Nedertemperaturtilægning	le aplicazon a bassa temperatura	le aplicacion de baja temperatura
7	Low-temperature application	Nedertemperaturtilægning	le aplicazon a bassa temperatura	le aplicacion de baja temperatura
8	High-temperature application	højttemperaturlægning	a applicazon a alta temperatura	le aplicacion de alta temperatura
9	High-temperature application	højttemperaturlægning	a applicazon a alta temperatura	le aplicacion de alta temperatura
10	High-temperature application	højttemperaturlægning	a applicazon a alta temperatura	le aplicacion de alta temperatura
11	High-temperature application	højttemperaturlægning	a applicazon a alta temperatura	le aplicacion de alta temperatura
12	High-temperature application	højttemperaturlægning	a applicazon a alta temperatura	le aplicacion de alta temperatura
13	High-temperature application	højttemperaturlægning	a applicazon a alta temperatura	le aplicacion de alta temperatura
14	High-temperature application	højttemperaturlægning	a applicazon a alta temperatura	le aplicacion de alta temperatura
15	High-temperature application	højttemperaturlægning	a applicazon a alta temperatura	le aplicacion de alta temperatura
16	High-temperature application	højttemperaturlægning	a applicazon a alta temperatura	le aplicacion de alta temperatura
17	High-temperature application	højttemperaturlægning	a applicazon a alta temperatura	le aplicacion de alta temperatura
18	High-temperature application	højttemperaturlægning	a applicazon a alta temperatura	le aplicacion de alta temperatura
19	High-temperature application	højttemperaturlægning	a applicazon a alta temperatura	le aplicacion de alta temperatura
20	High-temperature application	højttemperaturlægning	a applicazon a alta temperatura	le aplicacion de alta temperatura
21	High-temperature application	højttemperaturlægning	a applicazon a alta temperatura	le aplicacion de alta temperatura
22	High-temperature application	højttemperaturlægning	a applicazon a alta temperatura	le aplicacion de alta temperatura
23	High-temperature application	højttemperaturlægning	a applicazon a alta temperatura	le aplicacion de alta temperatura
24	High-temperature application	højttemperaturlægning	a applicazon a alta temperatura	le aplicacion de alta temperatura
25	High-temperature application	højttemperaturlægning	a applicazon a alta temperatura	le aplicacion de alta temperatura

PRODUCT INFORMATION / TECHNICAL DOCUMENTATION


Model(s):	Outdoor unit:	PUZ-SHWM140YAA
	Indoor unit:	EHSD-****D
Air-to-water heat pump:		yes
Water-to-water heat pump:		no
Brine-to-water heat pump:		no
Low-temperature heat pump:		no
Equipped with a supplementary heater:		yes
Heat pump combination heater:		no
Parameters for		medium-temperature application.
Parameters for		average climate conditions.

Item	Symbol	Value	Unit	Item	Symbol	Value	Unit
Rated heat output (*)	Prated	14.0	kW	Seasonal space heating energy efficiency	η_s	141	%
Declared capacity for heating for part load at indoor temperature 20 ° C and outdoor temperature Tj				Declared coefficient of performance or primary energy ratio for part load at indoor temperature 20 ° C and outdoor temperature Tj			
Tj = - 7 ° C	Pdh	12.4	kW	Tj = - 7 ° C	COPd	2.18	-
Degradation co-efficient (**)	Cdh	1.00	-	Tj = + 2 ° C	COPd	3.49	-
Tj = + 2 ° C	Pdh	7.5	kW	Tj = + 7 ° C	COPd	4.85	-
Degradation co-efficient (**)	Cdh	0.99	-	Tj = +12 ° C	COPd	6.61	-
Tj = + 7 ° C	Pdh	6.3	kW	Tj = bivalent temperature	COPd	1.92	-
Degradation co-efficient (**)	Cdh	0.98	-	Tj = operation limit temperature (***)	COPd	1.92	-
Tj = +12 ° C	Pdh	3.9	kW	Operation limit temperature	TOL	-30	° C
Degradation co-efficient (**)	Cdh	0.96	-	Heating water operating limit temperature	WTOL	60	° C
Tj = bivalent temperature	Pdh	14.0	kW	Supplementary heater			
Tj = operation limit temperature (***)	Pdh	14.0	kW	Rated heat output (*)	Psup	0.0	kW
Bivalent temperature	Tbiv	-10	° C	Type of energy input	Electrical		
Reference design conditions for space heating	Tdesignh	-10	° C				
Power consumption in modes other than active mode							
Off mode	P _{OFF}	0.022	kW				
Thermostat-off mode	P _{TO}	0.022	kW				
Standby mode	P _{SB}	0.022	kW				
Crankcase heater mode	P _{CK}	0.000	kW				

Other items				Rated air flow rate, outdoors			
Capacity control	variable			-	2640	m ³ /h	
Sound power level, indoors/outdoors	L _{WA}	41 / 58	dBA				
Annual energy consumption	Q _{HE}	8055	kWh				

For heat pump combination heater:				Water heating energy efficiency			
Declared load profile	-			η_{wh}	-	%	
Daily electricity consumption	Q _{elec}	-	kWh				
Annual electricity consumption	AEC	-	kWh				

Contact details
 MITSUBISHI ELECTRIC AIR CONDITIONING SYSTEMS MANUFACTURING TURKEY JOINT STOCK COMPANY
 Manisa OSB 4.Kisim Kecilikoyosb Mah. Ahmet Nazif Zorlu Bulvarı No:19 Yunusemre - Manisa, Turkey

The identification and signature of the person empowered to bind the supplier:

 Kenichi SAITO
 Manager, Quality Assurance Department
 TURKEY

· Details and precautions on installation, maintenance and assembly can be found in the installation and or operation manuals.
 · Details and precautions on recycling and/or disposal at end-of-life can be found in the installation and or operation manuals.
 (*) For heat pump space heaters and heat pump combination heaters, the rated heat output Prated is equal to the design load for heating Pdesignh, and the rated heat output of a supplementary heater Psup is equal to the supplementary capacity for heating sup(Tj).
 (**) If Cdh is not determined by measurement then the default degradation coefficient is Cdh = 0,9.
 (***) If the declared TOL is lower than the T designh of the considered climate then the outdoor dry bulb temperature Tj is equal to T designh.

PRODUCT INFORMATION / TECHNICAL DOCUMENTATION

Model(s):	Outdoor unit:	PUZ-SHWM140YAA
	Indoor unit:	EHSD-****D
Air-to-water heat pump:		yes
Water-to-water heat pump:		no
Brine-to-water heat pump:		no
Low-temperature heat pump:		no
Equipped with a supplementary heater:		yes
Heat pump combination heater:		no
Parameters for		low-temperature application.
Parameters for		average climate conditions.

Item	Symbol	Value	Unit	Item	Symbol	Value	Unit
Rated heat output (*)	Prated	14.0	kW	Seasonal space heating energy efficiency	η_s	182	%
Declared capacity for heating for part load at indoor temperature 20 ° C and outdoor temperature Tj				Declared coefficient of performance or primary energy ratio for part load at indoor temperature 20 ° C and outdoor temperature Tj			
Tj = - 7 ° C	Pdh	12.4	kW	Tj = - 7 ° C	COPd	3.00	-
Degradation co-efficient (**)	Cdh	1.00	-	Tj = + 2 ° C	COPd	4.59	-
Tj = + 2 ° C	Pdh	7.5	kW	Tj = + 7 ° C	COPd	6.00	-
Degradation co-efficient (**)	Cdh	0.99	-	Tj = +12 ° C	COPd	7.19	-
Tj = + 7 ° C	Pdh	6.4	kW	Tj = bivalent temperature	COPd	2.55	-
Degradation co-efficient (**)	Cdh	0.98	-	Tj = operation limit temperature (***)	COPd	2.55	-
Tj = +12 ° C	Pdh	4.1	kW	Operation limit temperature	TOL	-30	° C
Degradation co-efficient (**)	Cdh	0.96	-	Heating water operating limit temperature	WTOL	60	° C
Tj = bivalent temperature	Pdh	14.0	kW	Supplementary heater			
Tj = operation limit temperature (***)	Pdh	14.0	kW	Rated heat output (*)	Psup	0.0	kW
Bivalent temperature	Tbiv	-10	° C	Type of energy input	Electrical		
Reference design conditions for space heating	Tdesignh	-10	° C				
Power consumption in modes other than active mode							
Off mode	P _{OFF}	0.022	kW				
Thermostat-off mode	P _{TO}	0.022	kW				
Standby mode	P _{SB}	0.022	kW				
Crankcase heater mode	P _{CK}	0.000	kW				

Other items				Rated air flow rate, outdoors			
Capacity control	variable			-	2640	m ³ /h	
Sound power level, indoors/outdoors	L _{WA}	41 / 58	dBA				
Annual energy consumption	Q _{HE}	6262	kWh				

For heat pump combination heater:				Water heating energy efficiency			
Declared load profile	-			η_{wh}	-	%	
Daily electricity consumption	Q _{elec}	-	kWh				
Annual electricity consumption	AEC	-	kWh				

Contact details

MITSUBISHI ELECTRIC AIR CONDITIONING SYSTEMS MANUFACTURING TURKEY JOINT STOCK COMPANY Manisa OSB 4.Kisim Kecilikoyosb Mah. Ahmet Nazif Zorlu Bulvari No:19 Yunusemre - Manisa, Turkey

The identification and signature of the person empowered to bind the supplier;

Kenichi SAITO

The signature is signed in the average climate / medium-temperature section. Manager, Quality Assurance Department

TURKEY

- Details and precautions on installation, maintenance and assembly can be found in the installation and or operation manuals.
 - Details and precautions on recycling and/or disposal at end-of-life can be found in the installation and or operation manuals.
- (*) For heat pump space heaters and heat pump combination heaters, the rated heat output Prated is equal to the design load for heating Pdesignh, and the rated heat output of a supplementary heater Psup is equal to the supplementary capacity for heating sup(Tj).
- (**) If Cdh is not determined by measurement then the default degradation coefficient is Cdh = 0,9.
- (***) If the declared TOL is lower than the T designh of the considered climate then the outdoor dry bulb temperature Tj is equal to T designh.

PRODUCT INFORMATION / TECHNICAL DOCUMENTATION

Model(s):	Outdoor unit:	PUZ-SHWM140YAA
	Indoor unit:	EHSD-****D
Air-to-water heat pump:		yes
Water-to-water heat pump:		no
Brine-to-water heat pump:		no
Low-temperature heat pump:		no
Equipped with a supplementary heater:		yes
Heat pump combination heater:		no
Parameters for		medium-temperature application.
Parameters for		colder climate conditions.

Item	Symbol	Value	Unit	Item	Symbol	Value	Unit
Rated heat output (*)	Prated	14.0	kW	Seasonal space heating energy efficiency	η_s	115	%
Declared capacity for heating for part load at indoor temperature 20 ° C and outdoor temperature Tj				Declared coefficient of performance or primary energy ratio for part load at indoor temperature 20 ° C and outdoor temperature Tj			
Tj = - 7 ° C	Pdh	8.5	kW	Tj = - 7 ° C	COPd	2.63	-
Degradation co-efficient (**)	Cdh	0.99	-	Tj = + 2 ° C	COPd	3.49	-
Tj = + 2 ° C	Pdh	5.2	kW	Tj = + 7 ° C	COPd	4.40	-
Degradation co-efficient (**)	Cdh	0.99	-	Tj = +12 ° C	COPd	6.92	-
Tj = + 7 ° C	Pdh	4.2	kW	Tj = bivalent temperature	COPd	1.53	-
Degradation co-efficient (**)	Cdh	0.98	-	Tj = operation limit temperature (***)	COPd	1.55	-
Tj = +12 ° C	Pdh	4.2	kW	Tj = - 15 ° C (if TOL < - 20 ° C)	COPd	1.52	-
Degradation co-efficient (**)	Cdh	0.96	-	Operation limit temperature	TOL	-30	° C
Tj = bivalent temperature	Pdh	11.8	kW	Heating water operating limit temperature	WTOL	60	° C
Tj = operation limit temperature (***)	Pdh	10.7	kW	Supplementary heater			
Tj = - 15 ° C (if TOL < - 20 ° C)	Pdh	11.4	kW	Rated heat output (*)	Psup	3.3	kW
Bivalent temperature	Tbiv	-16	° C	Type of energy input	Electrical		
Reference design conditions for space heating	Tdesignh	-22	° C				
Power consumption in modes other than active mode							
Off mode	P _{OFF}	0.022	kW				
Thermostat-off mode	P _{TO}	0.022	kW				
Standby mode	P _{SB}	0.022	kW				
Crankcase heater mode	P _{CK}	0.000	kW				

Other items				Rated air flow rate, outdoors			
Capacity control	variable			-	2640	m ³ /h	
Sound power level, indoors/outdoors	L _{WA}	41 / 58	dBA				
Annual energy consumption	Q _{HE}	11674	kWh				

For heat pump combination heater:				Water heating energy efficiency			
Declared load profile	-			η_{wh}	-	%	
Daily electricity consumption	Q _{elec}	-	kWh				
Annual electricity consumption	AEC	-	kWh				

Contact details

MITSUBISHI ELECTRIC AIR CONDITIONING SYSTEMS MANUFACTURING TURKEY JOINT STOCK COMPANY Manisa OSB 4.Kisim Kecilikoyosb Mah. Ahmet Nazif Zorlu Bulvarı No:19 Yunusemre - Manisa, Turkey

The identification and signature of the person empowered to bind the supplier;

Kenichi SAITO

The signature is signed in the average climate / medium-temperature section. Manager, Quality Assurance Department

TURKEY

· Details and precautions on installation, maintenance and assembly can be found in the installation and or operation manuals.

· Details and precautions on recycling and/or disposal at end-of-life can be found in the installation and or operation manuals.

(*) For heat pump space heaters and heat pump combination heaters, the rated heat output Prated is equal to the design load for heating Pdesignh, and the rated heat output of a supplementary heater Psup is equal to the supplementary capacity for heating sup(Tj).

(**) If Cdh is not determined by measurement then the default degradation coefficient is Cdh = 0.9.

(***) If the declared TOL is lower than the T designh of the considered climate then the outdoor dry bulb temperature Tj is equal to T designh.

PRODUCT INFORMATION / TECHNICAL DOCUMENTATION

Model(s):	Outdoor unit:	PUZ-SHWM140YAA
	Indoor unit:	EHSD-****D
Air-to-water heat pump:		yes
Water-to-water heat pump:		no
Brine-to-water heat pump:		no
Low-temperature heat pump:		no
Equipped with a supplementary heater:		yes
Heat pump combination heater:		no
Parameters for		low-temperature application.
Parameters for		colder climate conditions.

Item	Symbol	Value	Unit	Item	Symbol	Value	Unit
Rated heat output (*)	Prated	14.0	kW	Seasonal space heating energy efficiency	η_s	153	%
Declared capacity for heating for part load at indoor temperature 20 ° C and outdoor temperature Tj				Declared coefficient of performance or primary energy ratio for part load at indoor temperature 20 ° C and outdoor temperature Tj			
Tj = - 7 ° C	Pdh	8.3	kW	Tj = - 7 ° C	COPd	3.65	-
Degradation co-efficient (**)	Cdh	0.99	-	Tj = + 2 ° C	COPd	4.59	-
Tj = + 2 ° C	Pdh	5.2	kW	Tj = + 7 ° C	COPd	5.15	-
Degradation co-efficient (**)	Cdh	0.98	-	Tj = +12 ° C	COPd	8.80	-
Tj = + 7 ° C	Pdh	4.6	kW	Tj = bivalent temperature	COPd	2.03	-
Degradation co-efficient (**)	Cdh	0.98	-	Tj = operation limit temperature (***)	COPd	1.79	-
Tj = +12 ° C	Pdh	4.3	kW	Tj = - 15 ° C (if TOL < - 20 ° C)	COPd	2.05	-
Degradation co-efficient (**)	Cdh	0.96	-	Operation limit temperature	TOL	-30	° C
Tj = bivalent temperature	Pdh	11.8	kW	Heating water operating limit temperature	WTOL	60	° C
Tj = operation limit temperature (***)	Pdh	10.7	kW	Supplementary heater			
Tj = - 15 ° C (if TOL < - 20 ° C)	Pdh	11.4	kW	Rated heat output (*)	Psup	3.3	kW
Bivalent temperature	Tbiv	-16	° C	Type of energy input	Electrical		
Reference design conditions for space heating	Tdesignh	-22	° C				
Power consumption in modes other than active mode							
Off mode	P _{OFF}	0.022	kW				
Thermostat-off mode	P _{TO}	0.022	kW				
Standby mode	P _{SB}	0.022	kW				
Crankcase heater mode	P _{CK}	0.000	kW				

Other items				Rated air flow rate, outdoors			
Capacity control	variable			-	2640	m ³ /h	
Sound power level, indoors/outdoors	L _{WA}	41 / 58	dBA				
Annual energy consumption	Q _{HE}	8865	kWh				

For heat pump combination heater:				Water heating energy efficiency			
Declared load profile	-			η_{wh}	-	%	
Daily electricity consumption	Q _{elec}	-	kWh				
Annual electricity consumption	AEC	-	kWh				

Contact details				Mitsubishi Electric Air Conditioning Systems Manufacturing Turkey Joint Stock Company			
				Manisa OSB 4.Kisim Kecilikoyosb Mah. Ahmet Nazif Zorlu Bulvarı No:19 Yunusemre - Manisa, Turkey			
The identification and signature of the person empowered to bind the supplier:				Kenichi SAITO			
The signature is signed in the average climate / medium-temperature section.				Manager, Quality Assurance Department			
				TURKEY			

· Details and precautions on installation, maintenance and assembly can be found in the installation and or operation manuals.

· Details and precautions on recycling and/or disposal at end-of-life can be found in the installation and or operation manuals.

(*) For heat pump space heaters and heat pump combination heaters, the rated heat output Prated is equal to the design load for heating Pdesignh, and the rated heat output of a supplementary heater Psup is equal to the supplementary capacity for heating sup(Tj).

(**) If Cdh is not determined by measurement then the default degradation coefficient is Cdh = 0.9.

(***) If the declared TOL is lower than the T designh of the considered climate then the outdoor dry bulb temperature Tj is equal to T designh.

PRODUCT INFORMATION / TECHNICAL DOCUMENTATION

Model(s):	Outdoor unit:	PUZ-SHWM140YAA
	Indoor unit:	EHSD-****D
Air-to-water heat pump:		yes
Water-to-water heat pump:		no
Brine-to-water heat pump:		no
Low-temperature heat pump:		no
Equipped with a supplementary heater:		yes
Heat pump combination heater:		no
Parameters for		medium-temperature application.
Parameters for		warmer climate conditions.

Item	Symbol	Value	Unit	Item	Symbol	Value	Unit
Rated heat output (*)	Prated	14.0	kW	Seasonal space heating energy efficiency	η_s	154	%
Declared capacity for heating for part load at indoor temperature 20 ° C and outdoor temperature Tj				Declared coefficient of performance or primary energy ratio for part load at indoor temperature 20 ° C and outdoor temperature Tj			
Tj = - 7 ° C	Pdh	-	kW	Tj = - 7 ° C	COPd	-	-
Degradation co-efficient (**)	Cdh	-	-	Tj = + 2 ° C	COPd	2.00	-
Tj = + 2 ° C	Pdh	14.0	kW	Tj = + 7 ° C	COPd	3.27	-
Degradation co-efficient (**)	Cdh	1.00	-	Tj = +12 ° C	COPd	5.50	-
Tj = + 7 ° C	Pdh	8.8	kW	Tj = bivalent temperature	COPd	2.00	-
Degradation co-efficient (**)	Cdh	0.99	-	Tj = operation limit temperature (***)	COPd	2.00	-
Tj = +12 ° C	Pdh	5.5	kW	Operation limit temperature	TOL	-30	° C
Degradation co-efficient (**)	Cdh	0.98	-	Heating water operating limit temperature	WTOL	60	° C
Tj = bivalent temperature	Pdh	14.0	kW	Supplementary heater			
Tj = operation limit temperature (***)	Pdh	14.0	kW	Rated heat output (*)	Psup	0.0	kW
Bivalent temperature	Tbiv	2	° C	Type of energy input	Electrical		
Reference design conditions for space heating	Tdesignh	2	° C				
Power consumption in modes other than active mode							
Off mode	P _{OFF}	0.022	kW				
Thermostat-off mode	P _{TO}	0.022	kW				
Standby mode	P _{SB}	0.022	kW				
Crankcase heater mode	P _{CK}	0.000	kW				

Other items				Rated air flow rate, outdoors			
Capacity control	variable			-	2640	m ³ /h	
Sound power level, indoors/outdoors	L _{WA}	41 / 58	dBA				
Annual energy consumption	Q _{HE}	4757	kWh				

For heat pump combination heater:				Water heating energy efficiency			
Declared load profile	-			η_{wh}	-	%	
Daily electricity consumption	Q _{elec}	-	kWh				
Annual electricity consumption	AEC	-	kWh				

Contact details

MITSUBISHI ELECTRIC AIR CONDITIONING SYSTEMS MANUFACTURING TURKEY JOINT STOCK COMPANY Manisa OSB 4.Kisim Kecilikoyosb Mah. Ahmet Nazif Zorlu Bulvarı No:19 Yunusemre - Manisa, Turkey

The identification and signature of the person empowered to bind the supplier;

Kenichi SAITO

The signature is signed in the average climate / medium-temperature section. Manager, Quality Assurance Department

TURKEY

· Details and precautions on installation, maintenance and assembly can be found in the installation and or operation manuals.

· Details and precautions on recycling and/or disposal at end-of-life can be found in the installation and or operation manuals.

(*) For heat pump space heaters and heat pump combination heaters, the rated heat output Prated is equal to the design load for heating Pdesignh, and the rated heat output of a supplementary heater Psup is equal to the supplementary capacity for heating sup(Tj).

(**) If Cdh is not determined by measurement then the default degradation coefficient is Cdh = 0.9.

(***) If the declared TOL is lower than the T designh of the considered climate then the outdoor dry bulb temperature Tj is equal to T designh.

PRODUCT INFORMATION / TECHNICAL DOCUMENTATION

Model(s):	Outdoor unit:	PUZ-SHWM140YAA
	Indoor unit:	EHSD-****D
Air-to-water heat pump:		yes
Water-to-water heat pump:		no
Brine-to-water heat pump:		no
Low-temperature heat pump:		no
Equipped with a supplementary heater:		yes
Heat pump combination heater:		no
Parameters for		low-temperature application.
Parameters for		warmer climate conditions.

Item	Symbol	Value	Unit	Item	Symbol	Value	Unit
Rated heat output (*)	Prated	14.0	kW	Seasonal space heating energy efficiency	η_s	222	%
Declared capacity for heating for part load at indoor temperature 20 ° C and outdoor temperature Tj				Declared coefficient of performance or primary energy ratio for part load at indoor temperature 20 ° C and outdoor temperature Tj			
Tj = - 7 ° C	Pdh	-	kW	Tj = - 7 ° C	COPd	-	-
Degradation co-efficient (**)	Cdh	-	-	Tj = + 2 ° C	COPd	3.24	-
Tj = + 2 ° C	Pdh	14.0	kW	Tj = + 7 ° C	COPd	5.15	-
Degradation co-efficient (**)	Cdh	1.00	-	Tj = +12 ° C	COPd	7.18	-
Tj = + 7 ° C	Pdh	9.0	kW	Tj = bivalent temperature	COPd	3.24	-
Degradation co-efficient (**)	Cdh	0.99	-	Tj = operation limit temperature (***)	COPd	3.24	-
Tj = +12 ° C	Pdh	5.1	kW	Operation limit temperature	TOL	-30	° C
Degradation co-efficient (**)	Cdh	0.97	-	Heating water operating limit temperature	WTOL	60	° C
Tj = bivalent temperature	Pdh	14.0	kW	Supplementary heater			
Tj = operation limit temperature (***)	Pdh	14.0	kW	Rated heat output (*)	Psup	0.0	kW
Bivalent temperature	Tbiv	2	° C	Type of energy input	Electrical		
Reference design conditions for space heating	Tdesignh	2	° C				
Power consumption in modes other than active mode							
Off mode	P _{OFF}	0.022	kW				
Thermostat-off mode	P _{TO}	0.022	kW				
Standby mode	P _{SB}	0.022	kW				
Crankcase heater mode	P _{CK}	0.000	kW				

Other items				Rated air flow rate, outdoors			
Capacity control	variable			-	2640	m ³ /h	
Sound power level, indoors/outdoors	L _{WA}	41 / 58	dBA				
Annual energy consumption	Q _{HE}	3319	kWh				

For heat pump combination heater:				Water heating energy efficiency			
Declared load profile	-			η_{wh}	-	%	
Daily electricity consumption	Q _{elec}	-	kWh				
Annual electricity consumption	AEC	-	kWh				

Contact details

MITSUBISHI ELECTRIC AIR CONDITIONING SYSTEMS MANUFACTURING TURKEY JOINT STOCK COMPANY Manisa OSB 4.Kisim Kecilikoyosb Mah. Ahmet Nazif Zorlu Bulvarı No:19 Yunusemre - Manisa, Turkey

The identification and signature of the person empowered to bind the supplier;

Kenichi SAITO

The signature is signed in the average climate / medium-temperature section. Manager, Quality Assurance Department

TURKEY

· Details and precautions on installation, maintenance and assembly can be found in the installation and or operation manuals.

· Details and precautions on recycling and/or disposal at end-of-life can be found in the installation and or operation manuals.

(*) For heat pump space heaters and heat pump combination heaters, the rated heat output Prated is equal to the design load for heating Pdesignh, and the rated heat output of a supplementary heater Psup is equal to the supplementary capacity for heating sup(Tj).

(**) If Cdh is not determined by measurement then the default degradation coefficient is Cdh = 0.9.

(***) If the declared TOL is lower than the T designh of the considered climate then the outdoor dry bulb temperature Tj is equal to T designh.

PRODUCT INFORMATION / TECHNICAL DOCUMENTATION


Model(s):	Outdoor unit:	PUZ-SHWM140YAA
	Indoor unit:	ERSD-****D
Air-to-water heat pump:		yes
Water-to-water heat pump:		no
Brine-to-water heat pump:		no
Low-temperature heat pump:		no
Equipped with a supplementary heater:		yes
Heat pump combination heater:		no
Parameters for		medium-temperature application.
Parameters for		average climate conditions.

Item	Symbol	Value	Unit	Item	Symbol	Value	Unit
Rated heat output (*)	Prated	14.0	kW	Seasonal space heating energy efficiency	η_s	142	%
Declared capacity for heating for part load at indoor temperature 20 ° C and outdoor temperature Tj				Declared coefficient of performance or primary energy ratio for part load at indoor temperature 20 ° C and outdoor temperature Tj			
Tj = - 7 ° C	Pdh	12.4	kW	Tj = - 7 ° C	COPd	2.18	-
Degradation co-efficient (**)	Cdh	1.00	-	Tj = + 2 ° C	COPd	3.49	-
Tj = + 2 ° C	Pdh	7.5	kW	Tj = + 7 ° C	COPd	4.85	-
Degradation co-efficient (**)	Cdh	0.99	-	Tj = +12 ° C	COPd	6.61	-
Tj = + 7 ° C	Pdh	6.3	kW	Tj = bivalent temperature	COPd	1.92	-
Degradation co-efficient (**)	Cdh	0.98	-	Tj = operation limit temperature (***)	COPd	1.92	-
Tj = +12 ° C	Pdh	3.9	kW	Operation limit temperature	TOL	-30	° C
Degradation co-efficient (**)	Cdh	0.96	-	Heating water operating limit temperature	WTOL	60	° C
Tj = bivalent temperature	Pdh	14.0	kW	Supplementary heater			
Tj = operation limit temperature (***)	Pdh	14.0	kW	Rated heat output (*)	Psup	0.0	kW
Bivalent temperature	Tbiv	-10	° C	Type of energy input	Electrical		
Reference design conditions for space heating	Tdesignh	-10	° C				
Power consumption in modes other than active mode							
Off mode	P _{OFF}	0.022	kW				
Thermostat-off mode	P _{TO}	0.022	kW				
Standby mode	P _{SB}	0.022	kW				
Crankcase heater mode	P _{CK}	0.000	kW				

Other items				Rated air flow rate, outdoors			
Capacity control	variable			-	2640	m ³ /h	
Sound power level, indoors/outdoors	L _{WA}	41 / 58	dBA				
Annual energy consumption	Q _{HE}	7974	kWh				

For heat pump combination heater:				Water heating energy efficiency			
Declared load profile	-			η_{wh}	-	%	
Daily electricity consumption	Q _{elec}	-	kWh				
Annual electricity consumption	AEC	-	kWh				

Contact details
 MITSUBISHI ELECTRIC AIR CONDITIONING SYSTEMS MANUFACTURING TURKEY JOINT STOCK COMPANY
 Manisa OSB 4.Kisim Kecilikoyosb Mah. Ahmet Nazif Zorlu Bulvarı No:19 Yunusemre - Manisa, Turkey

The identification and signature of the person empowered to bind the supplier:

 Kenichi SAITO
 Manager, Quality Assurance Department
 TURKEY

· Details and precautions on installation, maintenance and assembly can be found in the installation and or operation manuals.
 · Details and precautions on recycling and/or disposal at end-of-life can be found in the installation and or operation manuals.
 (*) For heat pump space heaters and heat pump combination heaters, the rated heat output Prated is equal to the design load for heating Pdesignh, and the rated heat output of a supplementary heater Psup is equal to the supplementary capacity for heating sup(Tj).
 (**) If Cdh is not determined by measurement then the default degradation coefficient is Cdh = 0,9.
 (***) If the declared TOL is lower than the T designh of the considered climate then the outdoor dry bulb temperature Tj is equal to T designh.

PRODUCT INFORMATION / TECHNICAL DOCUMENTATION

Model(s):	Outdoor unit:	PUZ-SHWM140YAA
	Indoor unit:	ERSD-****D
Air-to-water heat pump:		yes
Water-to-water heat pump:		no
Brine-to-water heat pump:		no
Low-temperature heat pump:		no
Equipped with a supplementary heater:		yes
Heat pump combination heater:		no
Parameters for		low-temperature application.
Parameters for		average climate conditions.

Item	Symbol	Value	Unit	Item	Symbol	Value	Unit
Rated heat output (*)	Prated	14.0	kW	Seasonal space heating energy efficiency	η_s	184	%
Declared capacity for heating for part load at indoor temperature 20 ° C and outdoor temperature Tj				Declared coefficient of performance or primary energy ratio for part load at indoor temperature 20 ° C and outdoor temperature Tj			
Tj = - 7 ° C	Pdh	12.4	kW	Tj = - 7 ° C	COPd	3.00	-
Degradation co-efficient (**)	Cdh	1.00	-	Tj = + 2 ° C	COPd	4.59	-
Tj = + 2 ° C	Pdh	7.5	kW	Tj = + 7 ° C	COPd	6.00	-
Degradation co-efficient (**)	Cdh	0.99	-	Tj = +12 ° C	COPd	7.19	-
Tj = + 7 ° C	Pdh	6.4	kW	Tj = bivalent temperature	COPd	2.55	-
Degradation co-efficient (**)	Cdh	0.98	-	Tj = operation limit temperature (***)	COPd	2.55	-
Tj = +12 ° C	Pdh	4.1	kW	Operation limit temperature	TOL	-30	° C
Degradation co-efficient (**)	Cdh	0.96	-	Heating water operating limit temperature	WTOL	60	° C
Tj = bivalent temperature	Pdh	14.0	kW	Supplementary heater			
Tj = operation limit temperature (***)	Pdh	14.0	kW	Rated heat output (*)	Psup	0.0	kW
Bivalent temperature	Tbiv	-10	° C	Type of energy input	Electrical		
Reference design conditions for space heating	Tdesignh	-10	° C	Power consumption in modes other than active mode			
Off mode				P _{OFF}			
Thermostat-off mode				P _{TO}			
Standby mode				P _{SB}			
Crankcase heater mode				P _{CK}			

Other items				Rated air flow rate, outdoors			
Capacity control	variable			-	2640	m ³ /h	
Sound power level, indoors/outdoors	L _{WA}	41 / 58		dBA			
Annual energy consumption	Q _{HE}	6181		kWh			

For heat pump combination heater:				Water heating energy efficiency			
Declared load profile	-			η_{wh}	-	%	
Daily electricity consumption	Q _{elec}	-		kWh			
Annual electricity consumption	AEC	-		kWh			

Contact details

MITSUBISHI ELECTRIC AIR CONDITIONING SYSTEMS MANUFACTURING TURKEY JOINT STOCK COMPANY Manisa OSB 4.Kisim Kecilikoyosb Mah. Ahmet Nazif Zorlu Bulvari No:19 Yunusemre - Manisa, Turkey

The identification and signature of the person empowered to bind the supplier;

Kenichi SAITO

The signature is signed in the average climate / medium-temperature section. Manager, Quality Assurance Department

TURKEY

- Details and precautions on installation, maintenance and assembly can be found in the installation and or operation manuals.
 - Details and precautions on recycling and/or disposal at end-of-life can be found in the installation and or operation manuals.
- (*) For heat pump space heaters and heat pump combination heaters, the rated heat output Prated is equal to the design load for heating Pdesignh, and the rated heat output of a supplementary heater Psup is equal to the supplementary capacity for heating sup(Tj).
- (**) If Cdh is not determined by measurement then the default degradation coefficient is Cdh = 0,9.
- (***) If the declared TOL is lower than the T designh of the considered climate then the outdoor dry bulb temperature Tj is equal to T designh.

PRODUCT INFORMATION / TECHNICAL DOCUMENTATION

Model(s):	Outdoor unit:	PUZ-SHWM140YAA
	Indoor unit:	ERSD-****D
Air-to-water heat pump:		yes
Water-to-water heat pump:		no
Brine-to-water heat pump:		no
Low-temperature heat pump:		no
Equipped with a supplementary heater:		yes
Heat pump combination heater:		no
Parameters for		medium-temperature application.
Parameters for		colder climate conditions.

Item	Symbol	Value	Unit	Item	Symbol	Value	Unit
Rated heat output (*)	Prated	14.0	kW	Seasonal space heating energy efficiency	η_s	116	%
Declared capacity for heating for part load at indoor temperature 20 ° C and outdoor temperature Tj				Declared coefficient of performance or primary energy ratio for part load at indoor temperature 20 ° C and outdoor temperature Tj			
Tj = - 7 ° C	Pdh	8.5	kW	Tj = - 7 ° C	COPd	2.63	-
Degradation co-efficient (**)	Cdh	0.99	-	Tj = + 2 ° C	COPd	3.49	-
Tj = + 2 ° C	Pdh	5.2	kW	Tj = + 7 ° C	COPd	4.40	-
Degradation co-efficient (**)	Cdh	0.99	-	Tj = +12 ° C	COPd	6.92	-
Tj = + 7 ° C	Pdh	4.2	kW	Tj = bivalent temperature	COPd	1.53	-
Degradation co-efficient (**)	Cdh	0.98	-	Tj = operation limit temperature (***)	COPd	1.55	-
Tj = +12 ° C	Pdh	4.2	kW	Tj = - 15 ° C (if TOL < - 20 ° C)	COPd	1.52	-
Degradation co-efficient (**)	Cdh	0.96	-	Operation limit temperature	TOL	-30	° C
Tj = bivalent temperature	Pdh	11.8	kW	Heating water operating limit temperature	WTOL	60	° C
Tj = operation limit temperature (***)	Pdh	10.7	kW	Supplementary heater			
Tj = - 15 ° C (if TOL < - 20 ° C)	Pdh	11.4	kW	Rated heat output (*)	Psup	3.3	kW
Bivalent temperature	Tbiv	-16	° C	Type of energy input	Electrical		
Reference design conditions for space heating	Tdesignh	-22	° C				
Power consumption in modes other than active mode							
Off mode	P _{OFF}	0.022	kW				
Thermostat-off mode	P _{TO}	0.022	kW				
Standby mode	P _{SB}	0.022	kW				
Crankcase heater mode	P _{CK}	0.000	kW				

Other items				Rated air flow rate, outdoors			
Capacity control	variable			-	2640	m ³ /h	
Sound power level, indoors/outdoors	L _{WA}	41 / 58	dBA				
Annual energy consumption	Q _{HE}	11625	kWh				

For heat pump combination heater:				Water heating energy efficiency			
Declared load profile	-			η_{wh}	-	%	
Daily electricity consumption	Q _{elec}	-	kWh				
Annual electricity consumption	AEC	-	kWh				

Contact details

MITSUBISHI ELECTRIC AIR CONDITIONING SYSTEMS MANUFACTURING TURKEY JOINT STOCK COMPANY Manisa OSB 4.Kisim Kecilikoyosb Mah. Ahmet Nazif Zorlu Bulvari No:19 Yunusemre - Manisa, Turkey

The identification and signature of the person empowered to bind the supplier;

Kenichi SAITO

The signature is signed in the average climate / medium-temperature section. Manager, Quality Assurance Department

TURKEY

· Details and precautions on installation, maintenance and assembly can be found in the installation and or operation manuals.

· Details and precautions on recycling and/or disposal at end-of-life can be found in the installation and or operation manuals.

(*) For heat pump space heaters and heat pump combination heaters, the rated heat output Prated is equal to the design load for heating Pdesignh, and the rated heat output of a supplementary heater Psup is equal to the supplementary capacity for heating sup(Tj).

(**) If Cdh is not determined by measurement then the default degradation coefficient is Cdh = 0.9.

(***) If the declared TOL is lower than the T designh of the considered climate then the outdoor dry bulb temperature Tj is equal to T designh.

PRODUCT INFORMATION / TECHNICAL DOCUMENTATION

Model(s):	Outdoor unit:	PUZ-SHWM140YAA
	Indoor unit:	ERSD-****D
Air-to-water heat pump:		yes
Water-to-water heat pump:		no
Brine-to-water heat pump:		no
Low-temperature heat pump:		no
Equipped with a supplementary heater:		yes
Heat pump combination heater:		no
Parameters for		low-temperature application.
Parameters for		colder climate conditions.

Item	Symbol	Value	Unit	Item	Symbol	Value	Unit
Rated heat output (*)	Prated	14.0	kW	Seasonal space heating energy efficiency	η_s	154	%
Declared capacity for heating for part load at indoor temperature 20 ° C and outdoor temperature Tj				Declared coefficient of performance or primary energy ratio for part load at indoor temperature 20 ° C and outdoor temperature Tj			
Tj = - 7 ° C	Pdh	8.3	kW	Tj = - 7 ° C	COPd	3.65	-
Degradation co-efficient (**)	Cdh	0.99	-	Tj = + 2 ° C	COPd	4.59	-
Tj = + 2 ° C	Pdh	5.2	kW	Tj = + 7 ° C	COPd	5.15	-
Degradation co-efficient (**)	Cdh	0.98	-	Tj = +12 ° C	COPd	8.80	-
Tj = + 7 ° C	Pdh	4.6	kW	Tj = bivalent temperature	COPd	2.03	-
Degradation co-efficient (**)	Cdh	0.98	-	Tj = operation limit temperature (***)	COPd	1.79	-
Tj = +12 ° C	Pdh	4.3	kW	Tj = - 15 ° C (if TOL < - 20 ° C)	COPd	2.05	-
Degradation co-efficient (**)	Cdh	0.96	-	Operation limit temperature	TOL	-30	° C
Tj = bivalent temperature	Pdh	11.8	kW	Heating water operating limit temperature	WTOL	60	° C
Tj = operation limit temperature (***)	Pdh	10.7	kW	Supplementary heater			
Tj = - 15 ° C (if TOL < - 20 ° C)	Pdh	11.4	kW	Rated heat output (*)	Psup	3.3	kW
Bivalent temperature	Tbiv	-16	° C	Type of energy input	Electrical		
Reference design conditions for space heating	Tdesignh	-22	° C				
Power consumption in modes other than active mode							
Off mode	P _{OFF}	0.022	kW				
Thermostat-off mode	P _{TO}	0.022	kW				
Standby mode	P _{SB}	0.022	kW				
Crankcase heater mode	P _{CK}	0.000	kW				

Other items				Rated air flow rate, outdoors			
Capacity control	variable			-	2640	m ³ /h	
Sound power level, indoors/outdoors	L _{WA}	41 / 58	dBA				
Annual energy consumption	Q _{HE}	8816	kWh				

For heat pump combination heater:				Water heating energy efficiency			
Declared load profile	-			η_{wh}	-	%	
Daily electricity consumption	Q _{elec}	-	kWh				
Annual electricity consumption	AEC	-	kWh				

Contact details

MITSUBISHI ELECTRIC AIR CONDITIONING SYSTEMS MANUFACTURING TURKEY JOINT STOCK COMPANY Manisa OSB 4.Kisim Kecilikoyosb Mah. Ahmet Nazif Zorlu Bulvarı No:19 Yunusemre - Manisa, Turkey

The identification and signature of the person empowered to bind the supplier;

Kenichi SAITO

The signature is signed in the average climate / medium-temperature section. Manager, Quality Assurance Department

TURKEY

· Details and precautions on installation, maintenance and assembly can be found in the installation and or operation manuals.

· Details and precautions on recycling and/or disposal at end-of-life can be found in the installation and or operation manuals.

(*) For heat pump space heaters and heat pump combination heaters, the rated heat output Prated is equal to the design load for heating Pdesignh, and the rated heat output of a supplementary heater Psup is equal to the supplementary capacity for heating sup(Tj).

(**) If Cdh is not determined by measurement then the default degradation coefficient is Cdh = 0.9.

(***) If the declared TOL is lower than the T designh of the considered climate then the outdoor dry bulb temperature Tj is equal to T designh.

PRODUCT INFORMATION / TECHNICAL DOCUMENTATION

Model(s):	Outdoor unit:	PUZ-SHWM140YAA
	Indoor unit:	ERSD-****D
Air-to-water heat pump:		yes
Water-to-water heat pump:		no
Brine-to-water heat pump:		no
Low-temperature heat pump:		no
Equipped with a supplementary heater:		yes
Heat pump combination heater:		no
Parameters for		medium-temperature application.
Parameters for		warmer climate conditions.

Item	Symbol	Value	Unit	Item	Symbol	Value	Unit
Rated heat output (*)	Prated	14.0	kW	Seasonal space heating energy efficiency	η_s	158	%
Declared capacity for heating for part load at indoor temperature 20 ° C and outdoor temperature Tj				Declared coefficient of performance or primary energy ratio for part load at indoor temperature 20 ° C and outdoor temperature Tj			
Tj = - 7 ° C	Pdh	-	kW	Tj = - 7 ° C	COPd	-	-
Degradation co-efficient (**)	Cdh	-	-	Tj = + 2 ° C	COPd	2.00	-
Tj = + 2 ° C	Pdh	14.0	kW	Tj = + 7 ° C	COPd	3.27	-
Degradation co-efficient (**)	Cdh	1.00	-	Tj = +12 ° C	COPd	5.50	-
Tj = + 7 ° C	Pdh	8.8	kW	Tj = bivalent temperature	COPd	2.00	-
Degradation co-efficient (**)	Cdh	0.99	-	Tj = operation limit temperature (***)	COPd	2.00	-
Tj = +12 ° C	Pdh	5.5	kW	Operation limit temperature	TOL	-30	° C
Degradation co-efficient (**)	Cdh	0.98	-	Heating water operating limit temperature	WTOL	60	° C
Tj = bivalent temperature	Pdh	14.0	kW	Supplementary heater			
Tj = operation limit temperature (***)	Pdh	14.0	kW	Rated heat output (*)	Psup	0.0	kW
Bivalent temperature	Tbiv	2	° C	Type of energy input	Electrical		
Reference design conditions for space heating	Tdesignh	2	° C				
Power consumption in modes other than active mode							
Off mode	P _{OFF}	0.022	kW				
Thermostat-off mode	P _{TO}	0.022	kW				
Standby mode	P _{SB}	0.022	kW				
Crankcase heater mode	P _{CK}	0.000	kW				

Other items				Rated air flow rate, outdoors			
Capacity control	variable			-	2640	m ³ /h	
Sound power level, indoors/outdoors	L _{WA}	41 / 58	dBA				
Annual energy consumption	Q _{HE}	4659	kWh				

For heat pump combination heater:				Water heating energy efficiency			
Declared load profile	-			η_{wh}	-	%	
Daily electricity consumption	Q _{elec}	-	kWh				
Annual electricity consumption	AEC	-	kWh				

Contact details				MITSUBISHI ELECTRIC AIR CONDITIONING SYSTEMS MANUFACTURING TURKEY JOINT STOCK COMPANY			
				Manisa OSB 4.Kisim Kecilikoyosb Mah. Ahmet Nazif Zorlu Bulvarı No:19 Yunusemre - Manisa, Turkey			
The identification and signature of the person empowered to bind the supplier;				Kenichi SAITO			
The signature is signed in the average climate / medium-temperature section.				Manager, Quality Assurance Department			
				TURKEY			

· Details and precautions on installation, maintenance and assembly can be found in the installation and or operation manuals.

· Details and precautions on recycling and/or disposal at end-of-life can be found in the installation and or operation manuals.

(*) For heat pump space heaters and heat pump combination heaters, the rated heat output Prated is equal to the design load for heating Pdesignh, and the rated heat output of a supplementary heater Psup is equal to the supplementary capacity for heating sup(Tj).

(**) If Cdh is not determined by measurement then the default degradation coefficient is Cdh = 0.9.

(***) If the declared TOL is lower than the T designh of the considered climate then the outdoor dry bulb temperature Tj is equal to T designh.

PRODUCT INFORMATION / TECHNICAL DOCUMENTATION

Model(s):	Outdoor unit:	PUZ-SHWM140YAA
	Indoor unit:	ERSD-****D
Air-to-water heat pump:		yes
Water-to-water heat pump:		no
Brine-to-water heat pump:		no
Low-temperature heat pump:		no
Equipped with a supplementary heater:		yes
Heat pump combination heater:		no
Parameters for		low-temperature application.
Parameters for		warmer climate conditions.

Item	Symbol	Value	Unit	Item	Symbol	Value	Unit
Rated heat output (*)	Prated	14.0	kW	Seasonal space heating energy efficiency	η_s	229	%
Declared capacity for heating for part load at indoor temperature 20 ° C and outdoor temperature Tj				Declared coefficient of performance or primary energy ratio for part load at indoor temperature 20 ° C and outdoor temperature Tj			
Tj = - 7 ° C	Pdh	-	kW	Tj = - 7 ° C	COPd	-	-
Degradation co-efficient (**)	Cdh	-	-	Tj = + 2 ° C	COPd	3.24	-
Tj = + 2 ° C	Pdh	14.0	kW	Tj = + 7 ° C	COPd	5.15	-
Degradation co-efficient (**)	Cdh	1.00	-	Tj = +12 ° C	COPd	7.18	-
Tj = + 7 ° C	Pdh	9.0	kW	Tj = bivalent temperature	COPd	3.24	-
Degradation co-efficient (**)	Cdh	0.99	-	Tj = operation limit temperature (***)	COPd	3.24	-
Tj = +12 ° C	Pdh	5.1	kW	Operation limit temperature	TOL	-30	° C
Degradation co-efficient (**)	Cdh	0.97	-	Heating water operating limit temperature	WTOL	60	° C
Tj = bivalent temperature	Pdh	14.0	kW	Supplementary heater			
Tj = operation limit temperature (***)	Pdh	14.0	kW	Rated heat output (*)	Psup	0.0	kW
Bivalent temperature	Tbiv	2	° C	Type of energy input	Electrical		
Reference design conditions for space heating	Tdesignh	2	° C				
Power consumption in modes other than active mode							
Off mode	P _{OFF}	0.022	kW				
Thermostat-off mode	P _{TO}	0.022	kW				
Standby mode	P _{SB}	0.022	kW				
Crankcase heater mode	P _{CK}	0.000	kW				

Other items				Rated air flow rate, outdoors			
Capacity control	variable			-	2640	m ³ /h	
Sound power level, indoors/outdoors	L _{WA}	41 / 58	dBA				
Annual energy consumption	Q _{HE}	3222	kWh				

For heat pump combination heater:				Water heating energy efficiency			
Declared load profile	-			η_{wh}	-	%	
Daily electricity consumption	Q _{elec}	-	kWh				
Annual electricity consumption	AEC	-	kWh				

Contact details
 MITSUBISHI ELECTRIC AIR CONDITIONING SYSTEMS MANUFACTURING TURKEY JOINT STOCK COMPANY Manisa OSB 4.Kisim Kecilikoyosb Mah. Ahmet Nazif Zorlu Bulvarı No:19 Yunusemre - Manisa, Turkey

The identification and signature of the person empowered to bind the supplier;
 Kenichi SAITO
 Manager, Quality Assurance Department
 TURKEY

The signature is signed in the average climate / medium-temperature section.

· Details and precautions on installation, maintenance and assembly can be found in the installation and or operation manuals.
 · Details and precautions on recycling and/or disposal at end-of-life can be found in the installation and or operation manuals.
 (*) For heat pump space heaters and heat pump combination heaters, the rated heat output Prated is equal to the design load for heating Pdesignh, and the rated heat output of a supplementary heater Psup is equal to the supplementary capacity for heating sup(Tj).
 (**) If Cdh is not determined by measurement then the default degradation coefficient is Cdh = 0.9.
 (***) If the declared TOL is lower than the T designh of the considered climate then the outdoor dry bulb temperature Tj is equal to T designh.

PRODUCT INFORMATION / TECHNICAL DOCUMENTATION


Model(s):	Outdoor unit:	PUZ-SHWM140YAA
	Indoor unit:	EHSD-MED
Air-to-water heat pump:		yes
Water-to-water heat pump:		no
Brine-to-water heat pump:		no
Low-temperature heat pump:		no
Equipped with a supplementary heater:		no
Heat pump combination heater:		no
Parameters for		medium-temperature application.
Parameters for		average climate conditions.

Item	Symbol	Value	Unit	Item	Symbol	Value	Unit
Rated heat output (*)	Prated	14.0	kW	Seasonal space heating energy efficiency	η_s	141	%
Declared capacity for heating for part load at indoor temperature 20 ° C and outdoor temperature Tj				Declared coefficient of performance or primary energy ratio for part load at indoor temperature 20 ° C and outdoor temperature Tj			
Tj = - 7 ° C	Pdh	12.4	kW	Tj = - 7 ° C	COPd	2.18	-
Degradation co-efficient (**)	Cdh	1.00	-	Tj = + 2 ° C	COPd	3.49	-
Tj = + 2 ° C	Pdh	7.5	kW	Tj = + 7 ° C	COPd	4.85	-
Degradation co-efficient (**)	Cdh	0.99	-	Tj = +12 ° C	COPd	6.61	-
Tj = + 7 ° C	Pdh	6.3	kW	Tj = bivalent temperature	COPd	1.92	-
Degradation co-efficient (**)	Cdh	0.98	-	Tj = operation limit temperature (***)	COPd	1.92	-
Tj = +12 ° C	Pdh	3.9	kW	Operation limit temperature	TOL	-30	° C
Degradation co-efficient (**)	Cdh	0.96	-	Heating water operating limit temperature	WTOL	60	° C
Tj = bivalent temperature	Pdh	14.0	kW	Supplementary heater			
Tj = operation limit temperature (***)	Pdh	14.0	kW	Rated heat output (*)	Psup	0.0	kW
Bivalent temperature	Tbiv	-10	° C	Type of energy input	Electrical		
Reference design conditions for space heating	Tdesignh	-10	° C				
Power consumption in modes other than active mode							
Off mode	P _{OFF}	0.022	kW				
Thermostat-off mode	P _{TO}	0.022	kW				
Standby mode	P _{SB}	0.022	kW				
Crankcase heater mode	P _{CK}	0.000	kW				

Other items				Rated air flow rate, outdoors			
Capacity control	variable			-	2640	m ³ /h	
Sound power level, indoors/outdoors	L _{WA}	41 / 58	dBA				
Annual energy consumption	Q _{HE}	8055	kWh				

For heat pump combination heater:				Water heating energy efficiency			
Declared load profile	-			η_{wh}	-	%	
Daily electricity consumption	Q _{elec}	-	kWh				
Annual electricity consumption	AEC	-	kWh				

Contact details
 MITSUBISHI ELECTRIC AIR CONDITIONING SYSTEMS MANUFACTURING TURKEY JOINT STOCK COMPANY
 Manisa OSB 4.Kisim Kecilikoyosb Mah. Ahmet Nazif Zorlu Bulvarı No:19 Yunusemre - Manisa, Turkey

The identification and signature of the person empowered to bind the supplier:

 Kenichi SAITO
 Manager, Quality Assurance Department
 TURKEY

- Details and precautions on installation, maintenance and assembly can be found in the installation and or operation manuals.
 - Details and precautions on recycling and/or disposal at end-of-life can be found in the installation and or operation manuals.
- (*) For heat pump space heaters and heat pump combination heaters, the rated heat output Prated is equal to the design load for heating Pdesignh, and the rated heat output of a supplementary heater Psup is equal to the supplementary capacity for heating sup(Tj).
 (**) If Cdh is not determined by measurement then the default degradation coefficient is Cdh = 0,9.
 (***) If the declared TOL is lower than the T designh of the considered climate then the outdoor dry bulb temperature Tj is equal to T designh.

PRODUCT INFORMATION / TECHNICAL DOCUMENTATION

Model(s):	Outdoor unit:	PUZ-SHWM140YAA
	Indoor unit:	EHSD-MED
Air-to-water heat pump:		yes
Water-to-water heat pump:		no
Brine-to-water heat pump:		no
Low-temperature heat pump:		no
Equipped with a supplementary heater:		no
Heat pump combination heater:		no
Parameters for		low-temperature application.
Parameters for		average climate conditions.

Item	Symbol	Value	Unit	Item	Symbol	Value	Unit
Rated heat output (*)	Prated	14.0	kW	Seasonal space heating energy efficiency	η_s	182	%
Declared capacity for heating for part load at indoor temperature 20 ° C and outdoor temperature Tj				Declared coefficient of performance or primary energy ratio for part load at indoor temperature 20 ° C and outdoor temperature Tj			
Tj = - 7 ° C	Pdh	12.4	kW	Tj = - 7 ° C	COPd	3.00	-
Degradation co-efficient (**)	Cdh	1.00	-	Tj = + 2 ° C	COPd	4.59	-
Tj = + 2 ° C	Pdh	7.5	kW	Tj = + 7 ° C	COPd	6.00	-
Degradation co-efficient (**)	Cdh	0.99	-	Tj = +12 ° C	COPd	7.19	-
Tj = + 7 ° C	Pdh	6.4	kW	Tj = bivalent temperature	COPd	2.55	-
Degradation co-efficient (**)	Cdh	0.98	-	Tj = operation limit temperature (***)	COPd	2.55	-
Tj = +12 ° C	Pdh	4.1	kW	Operation limit temperature	TOL	-30	° C
Degradation co-efficient (**)	Cdh	0.96	-	Heating water operating limit temperature	WTOL	60	° C
Tj = bivalent temperature	Pdh	14.0	kW	Supplementary heater			
Tj = operation limit temperature (***)	Pdh	14.0	kW	Rated heat output (*)	Psup	0.0	kW
Bivalent temperature	Tbiv	-10	° C	Type of energy input	Electrical		
Reference design conditions for space heating	Tdesignh	-10	° C				
Power consumption in modes other than active mode							
Off mode	P _{OFF}	0.022	kW				
Thermostat-off mode	P _{TO}	0.022	kW				
Standby mode	P _{SB}	0.022	kW				
Crankcase heater mode	P _{CK}	0.000	kW				
Other items				Rated air flow rate, outdoors			
Capacity control	variable					2640	m ³ /h
Sound power level, indoors/outdoors	L _{WA}	41 / 58	dBA				
Annual energy consumption	Q _{HE}	6262	kWh				

For heat pump combination heater:							
Declared load profile	-			Water heating energy efficiency	η_{wh}	-	%
Daily electricity consumption	Q _{elec}	-	kWh				
Annual electricity consumption	AEC	-	kWh				

Contact details

MITSUBISHI ELECTRIC AIR CONDITIONING SYSTEMS MANUFACTURING TURKEY JOINT STOCK COMPANY

Manisa OSB 4.Kisim Kecilikoyosb Mah. Ahmet Nazif Zorlu Bulvari No:19 Yunusemre - Manisa, Turkey

The identification and signature of the person empowered to bind the supplier;

Kenichi SAITO

The signature is signed in the average climate / medium-temperature section.

Manager, Quality Assurance Department

TURKEY

· Details and precautions on installation, maintenance and assembly can be found in the installation and or operation manuals.

· Details and precautions on recycling and/or disposal at end-of-life can be found in the installation and or operation manuals.

(*) For heat pump space heaters and heat pump combination heaters, the rated heat output Prated is equal to the design load for heating

Pdesignh, and the rated heat output of a supplementary heater Psup is equal to the supplementary capacity for heating sup(Tj).

(**) If Cdh is not determined by measurement then the default degradation coefficient is Cdh = 0,9.

(***) If the declared TOL is lower than the T designh of the considered climate then the outdoor dry bulb temperature Tj is equal to T designh.

PRODUCT INFORMATION / TECHNICAL DOCUMENTATION

Model(s):	Outdoor unit:	PUZ-SHWM140YAA
	Indoor unit:	EHSD-MED
Air-to-water heat pump:		yes
Water-to-water heat pump:		no
Brine-to-water heat pump:		no
Low-temperature heat pump:		no
Equipped with a supplementary heater:		no
Heat pump combination heater:		no
Parameters for		medium-temperature application.
Parameters for		colder climate conditions.

Item	Symbol	Value	Unit	Item	Symbol	Value	Unit
Rated heat output (*)	Prated	14.0	kW	Seasonal space heating energy efficiency	η_s	115	%
Declared capacity for heating for part load at indoor temperature 20 ° C and outdoor temperature Tj				Declared coefficient of performance or primary energy ratio for part load at indoor temperature 20 ° C and outdoor temperature Tj			
Tj = - 7 ° C	Pdh	8.5	kW	Tj = - 7 ° C	COPd	2.63	-
Degradation co-efficient (**)	Cdh	0.99	-	Tj = + 2 ° C	COPd	3.49	-
Tj = + 2 ° C	Pdh	5.2	kW	Tj = + 7 ° C	COPd	4.40	-
Degradation co-efficient (**)	Cdh	0.99	-	Tj = +12 ° C	COPd	6.92	-
Tj = + 7 ° C	Pdh	4.2	kW	Tj = bivalent temperature	COPd	1.53	-
Degradation co-efficient (**)	Cdh	0.98	-	Tj = operation limit temperature (***)	COPd	1.55	-
Tj = +12 ° C	Pdh	4.2	kW	Tj = - 15 ° C (if TOL < - 20 ° C)	COPd	1.52	-
Degradation co-efficient (**)	Cdh	0.96	-	Operation limit temperature	TOL	-30	° C
Tj = bivalent temperature	Pdh	11.8	kW	Heating water operating limit temperature	WTOL	60	° C
Tj = operation limit temperature (***)	Pdh	10.7	kW	Supplementary heater			
Tj = - 15 ° C (if TOL < - 20 ° C)	Pdh	11.4	kW	Rated heat output (*)	Psup	3.3	kW
Bivalent temperature	Tbiv	-16	° C	Type of energy input	Electrical		
Reference design conditions for space heating	Tdesignh	-22	° C				
Power consumption in modes other than active mode							
Off mode	P _{OFF}	0.022	kW				
Thermostat-off mode	P _{TO}	0.022	kW				
Standby mode	P _{SB}	0.022	kW				
Crankcase heater mode	P _{CK}	0.000	kW				

Other items				Rated air flow rate, outdoors			
Capacity control	variable			-	2640	m ³ /h	
Sound power level, indoors/outdoors	L _{WA}	41 / 58	dBA				
Annual energy consumption	Q _{HE}	11674	kWh				

For heat pump combination heater:				Water heating energy efficiency			
Declared load profile	-			η_{wh}	-	%	
Daily electricity consumption	Q _{elec}	-	kWh				
Annual electricity consumption	AEC	-	kWh				

Contact details

MITSUBISHI ELECTRIC AIR CONDITIONING SYSTEMS MANUFACTURING TURKEY JOINT STOCK COMPANY Manisa OSB 4.Kisim Kecilikoyosb Mah. Ahmet Nazif Zorlu Bulvarı No:19 Yunusemre - Manisa, Turkey

The identification and signature of the person empowered to bind the supplier;

Kenichi SAITO

The signature is signed in the average climate / medium-temperature section. Manager, Quality Assurance Department

TURKEY

· Details and precautions on installation, maintenance and assembly can be found in the installation and or operation manuals.

· Details and precautions on recycling and/or disposal at end-of-life can be found in the installation and or operation manuals.

(*) For heat pump space heaters and heat pump combination heaters, the rated heat output Prated is equal to the design load for heating Pdesignh, and the rated heat output of a supplementary heater Psup is equal to the supplementary capacity for heating sup(Tj).

(**) If Cdh is not determined by measurement then the default degradation coefficient is Cdh = 0.9.

(***) If the declared TOL is lower than the T designh of the considered climate then the outdoor dry bulb temperature Tj is equal to T designh.

PRODUCT INFORMATION / TECHNICAL DOCUMENTATION

Model(s):	Outdoor unit:	PUZ-SHWM140YAA
	Indoor unit:	EHSD-MED
Air-to-water heat pump:		yes
Water-to-water heat pump:		no
Brine-to-water heat pump:		no
Low-temperature heat pump:		no
Equipped with a supplementary heater:		no
Heat pump combination heater:		no
Parameters for		low-temperature application.
Parameters for		colder climate conditions.

Item	Symbol	Value	Unit	Item	Symbol	Value	Unit
Rated heat output (*)	Prated	14.0	kW	Seasonal space heating energy efficiency	η_s	153	%
Declared capacity for heating for part load at indoor temperature 20 ° C and outdoor temperature Tj				Declared coefficient of performance or primary energy ratio for part load at indoor temperature 20 ° C and outdoor temperature Tj			
Tj = - 7 ° C	Pdh	8.3	kW	Tj = - 7 ° C	COPd	3.65	-
Degradation co-efficient (**)	Cdh	0.99	-	Tj = + 2 ° C	COPd	4.59	-
Tj = + 2 ° C	Pdh	5.2	kW	Tj = + 7 ° C	COPd	5.15	-
Degradation co-efficient (**)	Cdh	0.98	-	Tj = +12 ° C	COPd	8.80	-
Tj = + 7 ° C	Pdh	4.6	kW	Tj = bivalent temperature	COPd	2.03	-
Degradation co-efficient (**)	Cdh	0.98	-	Tj = operation limit temperature (***)	COPd	1.79	-
Tj = +12 ° C	Pdh	4.3	kW	Tj = - 15 ° C (if TOL < - 20 ° C)	COPd	2.05	-
Degradation co-efficient (**)	Cdh	0.96	-	Operation limit temperature	TOL	-30	° C
Tj = bivalent temperature	Pdh	11.8	kW	Heating water operating limit temperature	WTOL	60	° C
Tj = operation limit temperature (***)	Pdh	10.7	kW	Supplementary heater			
Tj = - 15 ° C (if TOL < - 20 ° C)	Pdh	11.4	kW	Rated heat output (*)	Psup	3.3	kW
Bivalent temperature	Tbiv	-16	° C	Type of energy input	Electrical		
Reference design conditions for space heating	Tdesignh	-22	° C				
Power consumption in modes other than active mode							
Off mode	P _{OFF}	0.022	kW				
Thermostat-off mode	P _{TO}	0.022	kW				
Standby mode	P _{SB}	0.022	kW				
Crankcase heater mode	P _{CK}	0.000	kW				

Other items				Rated air flow rate, outdoors			
Capacity control	variable			-	2640	m ³ /h	
Sound power level, indoors/outdoors	L _{WA}	41 / 58	dBA				
Annual energy consumption	Q _{HE}	8865	kWh				

For heat pump combination heater:				Water heating energy efficiency			
Declared load profile	-			η_{wh}	-	%	
Daily electricity consumption	Q _{elec}	-	kWh				
Annual electricity consumption	AEC	-	kWh				

Contact details

MITSUBISHI ELECTRIC AIR CONDITIONING SYSTEMS MANUFACTURING TURKEY JOINT STOCK COMPANY Manisa OSB 4.Kisim Kecilikoyosb Mah. Ahmet Nazif Zorlu Bulvarı No:19 Yunusemre - Manisa, Turkey

The identification and signature of the person empowered to bind the supplier;

Kenichi SAITO

The signature is signed in the average climate / medium-temperature section. Manager, Quality Assurance Department

TURKEY

· Details and precautions on installation, maintenance and assembly can be found in the installation and or operation manuals.

· Details and precautions on recycling and/or disposal at end-of-life can be found in the installation and or operation manuals.

(*) For heat pump space heaters and heat pump combination heaters, the rated heat output Prated is equal to the design load for heating Pdesignh, and the rated heat output of a supplementary heater Psup is equal to the supplementary capacity for heating sup(Tj).

(**) If Cdh is not determined by measurement then the default degradation coefficient is Cdh = 0.9.

(***) If the declared TOL is lower than the T designh of the considered climate then the outdoor dry bulb temperature Tj is equal to T designh.

PRODUCT INFORMATION / TECHNICAL DOCUMENTATION

Model(s):	Outdoor unit:	PUZ-SHWM140YAA
	Indoor unit:	EHSD-MED
Air-to-water heat pump:		yes
Water-to-water heat pump:		no
Brine-to-water heat pump:		no
Low-temperature heat pump:		no
Equipped with a supplementary heater:		no
Heat pump combination heater:		no
Parameters for		medium-temperature application.
Parameters for		warmer climate conditions.

Item	Symbol	Value	Unit	Item	Symbol	Value	Unit
Rated heat output (*)	Prated	14.0	kW	Seasonal space heating energy efficiency	η_s	154	%
Declared capacity for heating for part load at indoor temperature 20 ° C and outdoor temperature Tj				Declared coefficient of performance or primary energy ratio for part load at indoor temperature 20 ° C and outdoor temperature Tj			
Tj = - 7 ° C	Pdh	-	kW	Tj = - 7 ° C	COPd	-	-
Degradation co-efficient (**)	Cdh	-	-	Tj = + 2 ° C	COPd	2.00	-
Tj = + 2 ° C	Pdh	14.0	kW	Tj = + 7 ° C	COPd	3.27	-
Degradation co-efficient (**)	Cdh	1.00	-	Tj = +12 ° C	COPd	5.50	-
Tj = + 7 ° C	Pdh	8.8	kW	Tj = bivalent temperature	COPd	2.00	-
Degradation co-efficient (**)	Cdh	0.99	-	Tj = operation limit temperature (***)	COPd	2.00	-
Tj = +12 ° C	Pdh	5.5	kW	Operation limit temperature	TOL	-30	° C
Degradation co-efficient (**)	Cdh	0.98	-	Heating water operating limit temperature	WTOL	60	° C
Tj = bivalent temperature	Pdh	14.0	kW	Supplementary heater			
Tj = operation limit temperature (***)	Pdh	14.0	kW	Rated heat output (*)	Psup	0.0	kW
Bivalent temperature	Tbiv	2	° C	Type of energy input	Electrical		
Reference design conditions for space heating	Tdesignh	2	° C				
Power consumption in modes other than active mode							
Off mode	P _{OFF}	0.022	kW				
Thermostat-off mode	P _{TO}	0.022	kW				
Standby mode	P _{SB}	0.022	kW				
Crankcase heater mode	P _{CK}	0.000	kW				

Other items				Rated air flow rate, outdoors			
Capacity control	variable			-	2640	m ³ /h	
Sound power level, indoors/outdoors	L _{WA}	41 / 58	dBA				
Annual energy consumption	Q _{HE}	4757	kWh				

For heat pump combination heater:				Water heating energy efficiency			
Declared load profile	-			η_{wh}	-	%	
Daily electricity consumption	Q _{elec}	-	kWh				
Annual electricity consumption	AEC	-	kWh				

Contact details

MITSUBISHI ELECTRIC AIR CONDITIONING SYSTEMS MANUFACTURING TURKEY JOINT STOCK COMPANY Manisa OSB 4.Kisim Kecilikoyosb Mah. Ahmet Nazif Zorlu Bulvarı No:19 Yunusemre - Manisa, Turkey

The identification and signature of the person empowered to bind the supplier;

Kenichi SAITO

The signature is signed in the average climate / medium-temperature section. Manager, Quality Assurance Department

TURKEY

· Details and precautions on installation, maintenance and assembly can be found in the installation and or operation manuals.

· Details and precautions on recycling and/or disposal at end-of-life can be found in the installation and or operation manuals.

(*) For heat pump space heaters and heat pump combination heaters, the rated heat output Prated is equal to the design load for heating Pdesignh, and the rated heat output of a supplementary heater Psup is equal to the supplementary capacity for heating sup(Tj).

(**) If Cdh is not determined by measurement then the default degradation coefficient is Cdh = 0.9.

(***) If the declared TOL is lower than the T designh of the considered climate then the outdoor dry bulb temperature Tj is equal to T designh.

PRODUCT INFORMATION / TECHNICAL DOCUMENTATION

Model(s):	Outdoor unit:	PUZ-SHWM140YAA
	Indoor unit:	EHSD-MED
Air-to-water heat pump:		yes
Water-to-water heat pump:		no
Brine-to-water heat pump:		no
Low-temperature heat pump:		no
Equipped with a supplementary heater:		no
Heat pump combination heater:		no
Parameters for		low-temperature application.
Parameters for		warmer climate conditions.

Item	Symbol	Value	Unit	Item	Symbol	Value	Unit
Rated heat output (*)	Prated	14.0	kW	Seasonal space heating energy efficiency	η_s	222	%
Declared capacity for heating for part load at indoor temperature 20 ° C and outdoor temperature Tj				Declared coefficient of performance or primary energy ratio for part load at indoor temperature 20 ° C and outdoor temperature Tj			
Tj = - 7 ° C	Pdh	-	kW	Tj = - 7 ° C	COPd	-	-
Degradation co-efficient (**)	Cdh	-	-	Tj = + 2 ° C	COPd	3.24	-
Tj = + 2 ° C	Pdh	14.0	kW	Tj = + 7 ° C	COPd	5.15	-
Degradation co-efficient (**)	Cdh	1.00	-	Tj = +12 ° C	COPd	7.18	-
Tj = + 7 ° C	Pdh	9.0	kW	Tj = bivalent temperature	COPd	3.24	-
Degradation co-efficient (**)	Cdh	0.99	-	Tj = operation limit temperature (***)	COPd	3.24	-
Tj = +12 ° C	Pdh	5.1	kW	Operation limit temperature	TOL	-30	° C
Degradation co-efficient (**)	Cdh	0.97	-	Heating water operating limit temperature	WTOL	60	° C
Tj = bivalent temperature	Pdh	14.0	kW	Supplementary heater			
Tj = operation limit temperature (***)	Pdh	14.0	kW	Rated heat output (*)	Psup	0.0	kW
Bivalent temperature	Tbiv	2	° C	Type of energy input	Electrical		
Reference design conditions for space heating	Tdesignh	2	° C				
Power consumption in modes other than active mode							
Off mode	P _{OFF}	0.022	kW				
Thermostat-off mode	P _{TO}	0.022	kW				
Standby mode	P _{SB}	0.022	kW				
Crankcase heater mode	P _{CK}	0.000	kW				

Other items				Rated air flow rate, outdoors			
Capacity control	variable			-	2640	m ³ /h	
Sound power level, indoors/outdoors	L _{WA}	41 / 58	dBA				
Annual energy consumption	Q _{HE}	3319	kWh				

For heat pump combination heater:				Water heating energy efficiency			
Declared load profile	-			η_{wh}	-	%	
Daily electricity consumption	Q _{elec}	-	kWh				
Annual electricity consumption	AEC	-	kWh				

Contact details

MITSUBISHI ELECTRIC AIR CONDITIONING SYSTEMS MANUFACTURING TURKEY JOINT STOCK COMPANY Manisa OSB 4.Kisim Kecilikoyosb Mah. Ahmet Nazif Zorlu Bulvarı No:19 Yunusemre - Manisa, Turkey

The identification and signature of the person empowered to bind the supplier;

Kenichi SAITO

The signature is signed in the average climate / medium-temperature section. Manager, Quality Assurance Department

TURKEY

· Details and precautions on installation, maintenance and assembly can be found in the installation and or operation manuals.

· Details and precautions on recycling and/or disposal at end-of-life can be found in the installation and or operation manuals.

(*) For heat pump space heaters and heat pump combination heaters, the rated heat output Prated is equal to the design load for heating Pdesignh, and the rated heat output of a supplementary heater Psup is equal to the supplementary capacity for heating sup(Tj).

(**) If Cdh is not determined by measurement then the default degradation coefficient is Cdh = 0.9.

(***) If the declared TOL is lower than the T designh of the considered climate then the outdoor dry bulb temperature Tj is equal to T designh.

PRODUCT INFORMATION / TECHNICAL DOCUMENTATION


Model(s):	Outdoor unit:	PUZ-SHWM140YAA
	Indoor unit:	ERSD-MED
Air-to-water heat pump:		yes
Water-to-water heat pump:		no
Brine-to-water heat pump:		no
Low-temperature heat pump:		no
Equipped with a supplementary heater:		no
Heat pump combination heater:		no
Parameters for		medium-temperature application.
Parameters for		average climate conditions.

Item	Symbol	Value	Unit	Item	Symbol	Value	Unit
Rated heat output (*)	Prated	14.0	kW	Seasonal space heating energy efficiency	η_s	142	%
Declared capacity for heating for part load at indoor temperature 20 ° C and outdoor temperature Tj				Declared coefficient of performance or primary energy ratio for part load at indoor temperature 20 ° C and outdoor temperature Tj			
Tj = - 7 ° C	Pdh	12.4	kW	Tj = - 7 ° C	COPd	2.18	-
Degradation co-efficient (**)	Cdh	1.00	-	Tj = + 2 ° C	COPd	3.49	-
Tj = + 2 ° C	Pdh	7.5	kW	Tj = + 7 ° C	COPd	4.85	-
Degradation co-efficient (**)	Cdh	0.99	-	Tj = +12 ° C	COPd	6.61	-
Tj = + 7 ° C	Pdh	6.3	kW	Tj = bivalent temperature	COPd	1.92	-
Degradation co-efficient (**)	Cdh	0.98	-	Tj = operation limit temperature (***)	COPd	1.92	-
Tj = +12 ° C	Pdh	3.9	kW	Operation limit temperature	TOL	-30	° C
Degradation co-efficient (**)	Cdh	0.96	-	Heating water operating limit temperature	WTOL	60	° C
Tj = bivalent temperature	Pdh	14.0	kW	Supplementary heater			
Tj = operation limit temperature (***)	Pdh	14.0	kW	Rated heat output (*)	Psup	0.0	kW
Bivalent temperature	Tbiv	-10	° C	Type of energy input	Electrical		
Reference design conditions for space heating	Tdesignh	-10	° C				
Power consumption in modes other than active mode							
Off mode	P _{OFF}	0.022	kW				
Thermostat-off mode	P _{TO}	0.022	kW				
Standby mode	P _{SB}	0.022	kW				
Crankcase heater mode	P _{CK}	0.000	kW				

Other items				Rated air flow rate, outdoors			
Capacity control	variable			-	2640	m ³ /h	
Sound power level, indoors/outdoors	L _{WA}	41 / 58	dBA				
Annual energy consumption	Q _{HE}	7974	kWh				

For heat pump combination heater:				Water heating energy efficiency			
Declared load profile	-			η_{wh}	-	%	
Daily electricity consumption	Q _{elec}	-	kWh				
Annual electricity consumption	AEC	-	kWh				

Contact details
 MITSUBISHI ELECTRIC AIR CONDITIONING SYSTEMS MANUFACTURING TURKEY JOINT STOCK COMPANY
 Manisa OSB 4.Kisim Kecilikoyosb Mah. Ahmet Nazif Zorlu Bulvarı No:19 Yunusemre - Manisa, Turkey

The identification and signature of the person empowered to bind the supplier:

 Kenichi SAITO
 Manager, Quality Assurance Department
 TURKEY

· Details and precautions on installation, maintenance and assembly can be found in the installation and or operation manuals.
 · Details and precautions on recycling and/or disposal at end-of-life can be found in the installation and or operation manuals.
 (*) For heat pump space heaters and heat pump combination heaters, the rated heat output Prated is equal to the design load for heating Pdesignh, and the rated heat output of a supplementary heater Psup is equal to the supplementary capacity for heating sup(Tj).
 (**) If Cdh is not determined by measurement then the default degradation coefficient is Cdh = 0,9.
 (***) If the declared TOL is lower than the T designh of the considered climate then the outdoor dry bulb temperature Tj is equal to T designh.

PRODUCT INFORMATION / TECHNICAL DOCUMENTATION

Model(s):	Outdoor unit:	PUZ-SHWM140YAA
	Indoor unit:	ERSD-MED
Air-to-water heat pump:		yes
Water-to-water heat pump:		no
Brine-to-water heat pump:		no
Low-temperature heat pump:		no
Equipped with a supplementary heater:		no
Heat pump combination heater:		no
Parameters for		low-temperature application.
Parameters for		average climate conditions.

Item	Symbol	Value	Unit	Item	Symbol	Value	Unit
Rated heat output (*)	Prated	14.0	kW	Seasonal space heating energy efficiency	η_s	184	%
Declared capacity for heating for part load at indoor temperature 20 ° C and outdoor temperature Tj				Declared coefficient of performance or primary energy ratio for part load at indoor temperature 20 ° C and outdoor temperature Tj			
Tj = - 7 ° C	Pdh	12.4	kW	Tj = - 7 ° C	COPd	3.00	-
Degradation co-efficient (**)	Cdh	1.00	-	Tj = + 2 ° C	COPd	4.59	-
Tj = + 2 ° C	Pdh	7.5	kW	Tj = + 7 ° C	COPd	6.00	-
Degradation co-efficient (**)	Cdh	0.99	-	Tj = +12 ° C	COPd	7.19	-
Tj = + 7 ° C	Pdh	6.4	kW	Tj = bivalent temperature	COPd	2.55	-
Degradation co-efficient (**)	Cdh	0.98	-	Tj = operation limit temperature (***)	COPd	2.55	-
Tj = +12 ° C	Pdh	4.1	kW	Operation limit temperature	TOL	-30	° C
Degradation co-efficient (**)	Cdh	0.96	-	Heating water operating limit temperature	WTOL	60	° C
Tj = bivalent temperature	Pdh	14.0	kW	Supplementary heater			
Tj = operation limit temperature (***)	Pdh	14.0	kW	Rated heat output (*)	Psup	0.0	kW
Bivalent temperature	Tbiv	-10	° C	Type of energy input	Electrical		
Reference design conditions for space heating	Tdesignh	-10	° C				
Power consumption in modes other than active mode							
Off mode	P _{OFF}	0.022	kW				
Thermostat-off mode	P _{TO}	0.022	kW				
Standby mode	P _{SB}	0.022	kW				
Crankcase heater mode	P _{CK}	0.000	kW				

Other items				Rated air flow rate, outdoors			
Capacity control	variable			-	2640	m ³ /h	
Sound power level, indoors/outdoors	L _{WA}	41 / 58		dBA			
Annual energy consumption	Q _{HE}	6181		kWh			

For heat pump combination heater:				Water heating energy efficiency			
Declared load profile	-			η_{wh}	-		
Daily electricity consumption	Q _{elec}	-		kWh			
Annual electricity consumption	AEC	-		kWh			

Contact details

MITSUBISHI ELECTRIC AIR CONDITIONING SYSTEMS MANUFACTURING TURKEY JOINT STOCK COMPANY Manisa OSB 4.Kisim Kecilikoyosb Mah. Ahmet Nazif Zorlu Bulvari No:19 Yunusemre - Manisa, Turkey

The identification and signature of the person empowered to bind the supplier;

Kenichi SAITO

The signature is signed in the average climate / medium-temperature section. Manager, Quality Assurance Department

TURKEY

· Details and precautions on installation, maintenance and assembly can be found in the installation and or operation manuals.

· Details and precautions on recycling and/or disposal at end-of-life can be found in the installation and or operation manuals.

(*) For heat pump space heaters and heat pump combination heaters, the rated heat output Prated is equal to the design load for heating Pdesignh, and the rated heat output of a supplementary heater Psup is equal to the supplementary capacity for heating sup(Tj).

(**) If Cdh is not determined by measurement then the default degradation coefficient is Cdh = 0,9.

(***) If the declared TOL is lower than the T designh of the considered climate then the outdoor dry bulb temperature Tj is equal to T designh.

PRODUCT INFORMATION / TECHNICAL DOCUMENTATION

Model(s):	Outdoor unit:	PUZ-SHWM140YAA
	Indoor unit:	ERSD-MED
Air-to-water heat pump:		yes
Water-to-water heat pump:		no
Brine-to-water heat pump:		no
Low-temperature heat pump:		no
Equipped with a supplementary heater:		no
Heat pump combination heater:		no
Parameters for		medium-temperature application.
Parameters for		colder climate conditions.

Item	Symbol	Value	Unit	Item	Symbol	Value	Unit
Rated heat output (*)	Prated	14.0	kW	Seasonal space heating energy efficiency	η_s	116	%
Declared capacity for heating for part load at indoor temperature 20 ° C and outdoor temperature Tj				Declared coefficient of performance or primary energy ratio for part load at indoor temperature 20 ° C and outdoor temperature Tj			
Tj = - 7 ° C	Pdh	8.5	kW	Tj = - 7 ° C	COPd	2.63	-
Degradation co-efficient (**)	Cdh	0.99	-	Tj = + 2 ° C	COPd	3.49	-
Tj = + 2 ° C	Pdh	5.2	kW	Tj = + 7 ° C	COPd	4.40	-
Degradation co-efficient (**)	Cdh	0.99	-	Tj = +12 ° C	COPd	6.92	-
Tj = + 7 ° C	Pdh	4.2	kW	Tj = bivalent temperature	COPd	1.53	-
Degradation co-efficient (**)	Cdh	0.98	-	Tj = operation limit temperature (***)	COPd	1.55	-
Tj = +12 ° C	Pdh	4.2	kW	Tj = - 15 ° C (if TOL < - 20 ° C)	COPd	1.52	-
Degradation co-efficient (**)	Cdh	0.96	-	Operation limit temperature	TOL	-30	° C
Tj = bivalent temperature	Pdh	11.8	kW	Heating water operating limit temperature	WTOL	60	° C
Tj = operation limit temperature (***)	Pdh	10.7	kW	Supplementary heater			
Tj = - 15 ° C (if TOL < - 20 ° C)	Pdh	11.4	kW	Rated heat output (*)	Psup	3.3	kW
Bivalent temperature	Tbiv	-16	° C	Type of energy input	Electrical		
Reference design conditions for space heating	Tdesignh	-22	° C				
Power consumption in modes other than active mode							
Off mode	P _{OFF}	0.022	kW				
Thermostat-off mode	P _{TO}	0.022	kW				
Standby mode	P _{SB}	0.022	kW				
Crankcase heater mode	P _{CK}	0.000	kW				

Other items				Rated air flow rate, outdoors			
Capacity control	variable			-	2640	m ³ /h	
Sound power level, indoors/outdoors	L _{WA}	41 / 58	dBA				
Annual energy consumption	Q _{HE}	11625	kWh				

For heat pump combination heater:				Water heating energy efficiency			
Declared load profile	-			η_{wh}	-	%	
Daily electricity consumption	Q _{elec}	-	kWh				
Annual electricity consumption	AEC	-	kWh				

Contact details

MITSUBISHI ELECTRIC AIR CONDITIONING SYSTEMS MANUFACTURING TURKEY JOINT STOCK COMPANY Manisa OSB 4.Kisim Kecilikoyosb Mah. Ahmet Nazif Zorlu Bulvari No:19 Yunusemre - Manisa, Turkey

The identification and signature of the person empowered to bind the supplier;

Kenichi SAITO

The signature is signed in the average climate / medium-temperature section. Manager, Quality Assurance Department

TURKEY

· Details and precautions on installation, maintenance and assembly can be found in the installation and or operation manuals.

· Details and precautions on recycling and/or disposal at end-of-life can be found in the installation and or operation manuals.

(*) For heat pump space heaters and heat pump combination heaters, the rated heat output Prated is equal to the design load for heating Pdesignh, and the rated heat output of a supplementary heater Psup is equal to the supplementary capacity for heating sup(Tj).

(**) If Cdh is not determined by measurement then the default degradation coefficient is Cdh = 0.9.

(***) If the declared TOL is lower than the T designh of the considered climate then the outdoor dry bulb temperature Tj is equal to T designh.

PRODUCT INFORMATION / TECHNICAL DOCUMENTATION

Model(s):	Outdoor unit:	PUZ-SHWM140YAA
	Indoor unit:	ERSD-MED
Air-to-water heat pump:		yes
Water-to-water heat pump:		no
Brine-to-water heat pump:		no
Low-temperature heat pump:		no
Equipped with a supplementary heater:		no
Heat pump combination heater:		no
Parameters for		low-temperature application.
Parameters for		colder climate conditions.

Item	Symbol	Value	Unit	Item	Symbol	Value	Unit
Rated heat output (*)	Prated	14.0	kW	Seasonal space heating energy efficiency	η_s	154	%
Declared capacity for heating for part load at indoor temperature 20 ° C and outdoor temperature Tj				Declared coefficient of performance or primary energy ratio for part load at indoor temperature 20 ° C and outdoor temperature Tj			
Tj = - 7 ° C	Pdh	8.3	kW	Tj = - 7 ° C	COPd	3.65	-
Degradation co-efficient (**)	Cdh	0.99	-	Tj = + 2 ° C	COPd	4.59	-
Tj = + 2 ° C	Pdh	5.2	kW	Tj = + 7 ° C	COPd	5.15	-
Degradation co-efficient (**)	Cdh	0.98	-	Tj = +12 ° C	COPd	8.80	-
Tj = + 7 ° C	Pdh	4.6	kW	Tj = bivalent temperature	COPd	2.03	-
Degradation co-efficient (**)	Cdh	0.98	-	Tj = operation limit temperature (***)	COPd	1.79	-
Tj = +12 ° C	Pdh	4.3	kW	Tj = - 15 ° C (if TOL < - 20 ° C)	COPd	2.05	-
Degradation co-efficient (**)	Cdh	0.96	-	Operation limit temperature	TOL	-30	° C
Tj = bivalent temperature	Pdh	11.8	kW	Heating water operating limit temperature	WTOL	60	° C
Tj = operation limit temperature (***)	Pdh	10.7	kW	Supplementary heater			
Tj = - 15 ° C (if TOL < - 20 ° C)	Pdh	11.4	kW	Rated heat output (*)	Psup	3.3	kW
Bivalent temperature	Tbiv	-16	° C	Type of energy input	Electrical		
Reference design conditions for space heating	Tdesignh	-22	° C				
Power consumption in modes other than active mode							
Off mode	P _{OFF}	0.022	kW				
Thermostat-off mode	P _{TO}	0.022	kW				
Standby mode	P _{SB}	0.022	kW				
Crankcase heater mode	P _{CK}	0.000	kW				

Other items				Rated air flow rate, outdoors			
Capacity control	variable			-	2640	m ³ /h	
Sound power level, indoors/outdoors	L _{WA}	41 / 58	dBA				
Annual energy consumption	Q _{HE}	8816	kWh				

For heat pump combination heater:				Water heating energy efficiency			
Declared load profile	-			η_{wh}	-	%	
Daily electricity consumption	Q _{elec}	-	kWh				
Annual electricity consumption	AEC	-	kWh				

Contact details

MITSUBISHI ELECTRIC AIR CONDITIONING SYSTEMS MANUFACTURING TURKEY JOINT STOCK COMPANY Manisa OSB 4.Kisim Kecilikoyosb Mah. Ahmet Nazif Zorlu Bulvarı No:19 Yunusemre - Manisa, Turkey

The identification and signature of the person empowered to bind the supplier;

Kenichi SAITO

The signature is signed in the average climate / medium-temperature section. Manager, Quality Assurance Department

TURKEY

· Details and precautions on installation, maintenance and assembly can be found in the installation and or operation manuals.

· Details and precautions on recycling and/or disposal at end-of-life can be found in the installation and or operation manuals.

(*) For heat pump space heaters and heat pump combination heaters, the rated heat output Prated is equal to the design load for heating Pdesignh, and the rated heat output of a supplementary heater Psup is equal to the supplementary capacity for heating sup(Tj).

(**) If Cdh is not determined by measurement then the default degradation coefficient is Cdh = 0.9.

(***) If the declared TOL is lower than the T designh of the considered climate then the outdoor dry bulb temperature Tj is equal to T designh.

PRODUCT INFORMATION / TECHNICAL DOCUMENTATION

Model(s):	Outdoor unit:	PUZ-SHWM140YAA
	Indoor unit:	ERSD-MED
Air-to-water heat pump:		yes
Water-to-water heat pump:		no
Brine-to-water heat pump:		no
Low-temperature heat pump:		no
Equipped with a supplementary heater:		no
Heat pump combination heater:		no
Parameters for		medium-temperature application.
Parameters for		warmer climate conditions.

Item	Symbol	Value	Unit	Item	Symbol	Value	Unit
Rated heat output (*)	Prated	14.0	kW	Seasonal space heating energy efficiency	η_s	158	%
Declared capacity for heating for part load at indoor temperature 20 ° C and outdoor temperature Tj				Declared coefficient of performance or primary energy ratio for part load at indoor temperature 20 ° C and outdoor temperature Tj			
Tj = - 7 ° C	Pdh	-	kW	Tj = - 7 ° C	COPd	-	-
Degradation co-efficient (**)	Cdh	-	-	Tj = + 2 ° C	COPd	2.00	-
Tj = + 2 ° C	Pdh	14.0	kW	Tj = + 7 ° C	COPd	3.27	-
Degradation co-efficient (**)	Cdh	1.00	-	Tj = +12 ° C	COPd	5.50	-
Tj = + 7 ° C	Pdh	8.8	kW	Tj = bivalent temperature	COPd	2.00	-
Degradation co-efficient (**)	Cdh	0.99	-	Tj = operation limit temperature (***)	COPd	2.00	-
Tj = +12 ° C	Pdh	5.5	kW	Operation limit temperature	TOL	-30	° C
Degradation co-efficient (**)	Cdh	0.98	-	Heating water operating limit temperature	WTOL	60	° C
Tj = bivalent temperature	Pdh	14.0	kW	Supplementary heater			
Tj = operation limit temperature (***)	Pdh	14.0	kW	Rated heat output (*)	Psup	0.0	kW
Bivalent temperature	Tbiv	2	° C	Type of energy input	Electrical		
Reference design conditions for space heating	Tdesignh	2	° C				
Power consumption in modes other than active mode							
Off mode	P _{OFF}	0.022	kW				
Thermostat-off mode	P _{TO}	0.022	kW				
Standby mode	P _{SB}	0.022	kW				
Crankcase heater mode	P _{CK}	0.000	kW				

Other items				Rated air flow rate, outdoors			
Capacity control	variable			-	2640	m ³ /h	
Sound power level, indoors/outdoors	L _{WA}	41 / 58	dBA				
Annual energy consumption	Q _{HE}	4659	kWh				

For heat pump combination heater:				Water heating energy efficiency			
Declared load profile	-			η_{wh}	-	%	
Daily electricity consumption	Q _{elec}	-	kWh				
Annual electricity consumption	AEC	-	kWh				

Contact details

MITSUBISHI ELECTRIC AIR CONDITIONING SYSTEMS MANUFACTURING TURKEY JOINT STOCK COMPANY Manisa OSB 4.Kisim Kecilikoyosb Mah. Ahmet Nazif Zorlu Bulvarı No:19 Yunusemre - Manisa, Turkey

The identification and signature of the person empowered to bind the supplier;

Kenichi SAITO

The signature is signed in the average climate / medium-temperature section. Manager, Quality Assurance Department

TURKEY

· Details and precautions on installation, maintenance and assembly can be found in the installation and or operation manuals.

· Details and precautions on recycling and/or disposal at end-of-life can be found in the installation and or operation manuals.

(*) For heat pump space heaters and heat pump combination heaters, the rated heat output Prated is equal to the design load for heating Pdesignh, and the rated heat output of a supplementary heater Psup is equal to the supplementary capacity for heating sup(Tj).

(**) If Cdh is not determined by measurement then the default degradation coefficient is Cdh = 0.9.

(***) If the declared TOL is lower than the T designh of the considered climate then the outdoor dry bulb temperature Tj is equal to T designh.

PRODUCT INFORMATION / TECHNICAL DOCUMENTATION

Model(s):	Outdoor unit:	PUZ-SHWM140YAA
	Indoor unit:	ERSD-MED
Air-to-water heat pump:		yes
Water-to-water heat pump:		no
Brine-to-water heat pump:		no
Low-temperature heat pump:		no
Equipped with a supplementary heater:		no
Heat pump combination heater:		no
Parameters for		low-temperature application.
Parameters for		warmer climate conditions.

Item	Symbol	Value	Unit	Item	Symbol	Value	Unit
Rated heat output (*)	Prated	14.0	kW	Seasonal space heating energy efficiency	η_s	229	%
Declared capacity for heating for part load at indoor temperature 20 ° C and outdoor temperature Tj				Declared coefficient of performance or primary energy ratio for part load at indoor temperature 20 ° C and outdoor temperature Tj			
Tj = - 7 ° C	Pdh	-	kW	Tj = - 7 ° C	COPd	-	-
Degradation co-efficient (**)	Cdh	-	-	Tj = + 2 ° C	COPd	3.24	-
Tj = + 2 ° C	Pdh	14.0	kW	Tj = + 7 ° C	COPd	5.15	-
Degradation co-efficient (**)	Cdh	1.00	-	Tj = +12 ° C	COPd	7.18	-
Tj = + 7 ° C	Pdh	9.0	kW	Tj = bivalent temperature	COPd	3.24	-
Degradation co-efficient (**)	Cdh	0.99	-	Tj = operation limit temperature (***)	COPd	3.24	-
Tj = +12 ° C	Pdh	5.1	kW	Operation limit temperature	TOL	-30	° C
Degradation co-efficient (**)	Cdh	0.97	-	Heating water operating limit temperature	WTOL	60	° C
Tj = bivalent temperature	Pdh	14.0	kW	Supplementary heater			
Tj = operation limit temperature (***)	Pdh	14.0	kW	Rated heat output (*)	Psup	0.0	kW
Bivalent temperature	Tbiv	2	° C	Type of energy input	Electrical		
Reference design conditions for space heating	Tdesignh	2	° C				
Power consumption in modes other than active mode							
Off mode	P _{OFF}	0.022	kW				
Thermostat-off mode	P _{TO}	0.022	kW				
Standby mode	P _{SB}	0.022	kW				
Crankcase heater mode	P _{CK}	0.000	kW				

Other items				Rated air flow rate, outdoors			
Capacity control	variable			-	2640	m ³ /h	
Sound power level, indoors/outdoors	L _{WA}	41 / 58	dBA				
Annual energy consumption	Q _{HE}	3222	kWh				

For heat pump combination heater:				Water heating energy efficiency			
Declared load profile	-			η_{wh}	-	%	
Daily electricity consumption	Q _{elec}	-	kWh				
Annual electricity consumption	AEC	-	kWh				

Contact details

MITSUBISHI ELECTRIC AIR CONDITIONING SYSTEMS MANUFACTURING TURKEY JOINT STOCK COMPANY Manisa OSB 4.Kisim Kecilikoyosb Mah. Ahmet Nazif Zorlu Bulvarı No:19 Yunusemre - Manisa, Turkey

The identification and signature of the person empowered to bind the supplier;

Kenichi SAITO

The signature is signed in the average climate / medium-temperature section. Manager, Quality Assurance Department

TURKEY

· Details and precautions on installation, maintenance and assembly can be found in the installation and or operation manuals.

· Details and precautions on recycling and/or disposal at end-of-life can be found in the installation and or operation manuals.

(*) For heat pump space heaters and heat pump combination heaters, the rated heat output Prated is equal to the design load for heating Pdesignh, and the rated heat output of a supplementary heater Psup is equal to the supplementary capacity for heating sup(Tj).

(**) If Cdh is not determined by measurement then the default degradation coefficient is Cdh = 0.9.

(***) If the declared TOL is lower than the T designh of the considered climate then the outdoor dry bulb temperature Tj is equal to T designh.