

552-20803

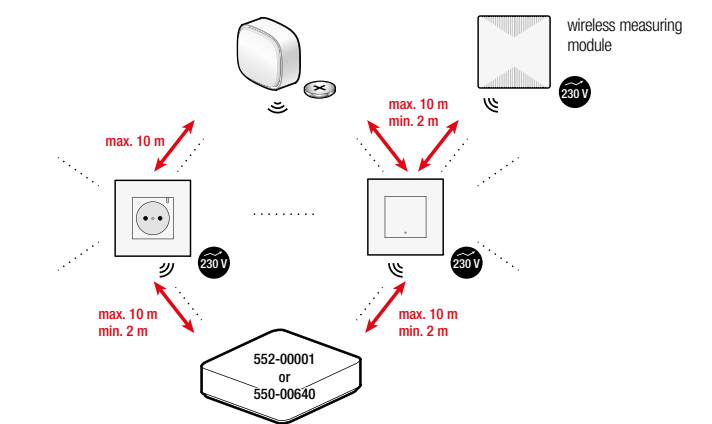


4 year warranty

- EN** Wireless measuring module (three channels)
- NL** Draadloze meetmodule (drie kanalen)
- FR** Module de mesure sans fil (trois canaux)
- DE** Drahtloses Messmodul (drei Kanäle)
- DK** Trådløst målemodul (tre kanaler)
- SE** Trådlös mätare (tre kanaler)
- NO** Trådløs målemodul (tre kanaler)
- IT** Modulo di misurazione wireless (tre canali)
- PL** Bezprzewodowy moduł pomiarowy (trzy kanały)
- SK** Bezdrôtový merač spotreby (tri kanály)

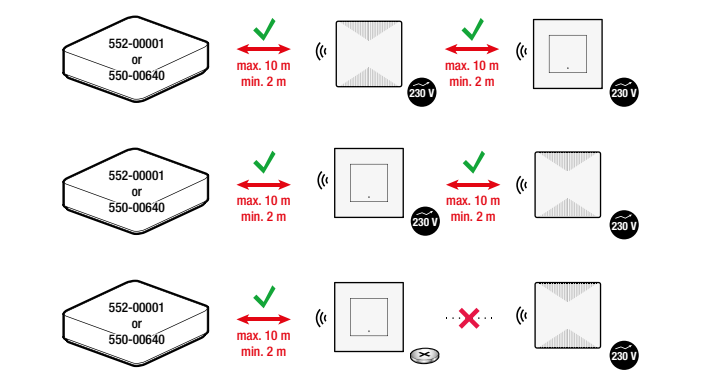
Niko Home Control wireless network

Niko Home Control draadloos netwerk / Réseau sans fil Niko Home Control / Niko Home Control drahtloses Netzwerk / Trådløst Niko Home Control netværk / Niko Home Control på trådløst nätverk / Niko Home Control-trådløst netværk / Rete wireless Niko Home Control / Sieć bezprzewodowa Niko Home Control / Niko Home Control bezdrôtová sieť



Follow the network setup advice to guarantee the meshing of the devices before installing the measuring module. More information on mesh network principles: guide.niko.eu

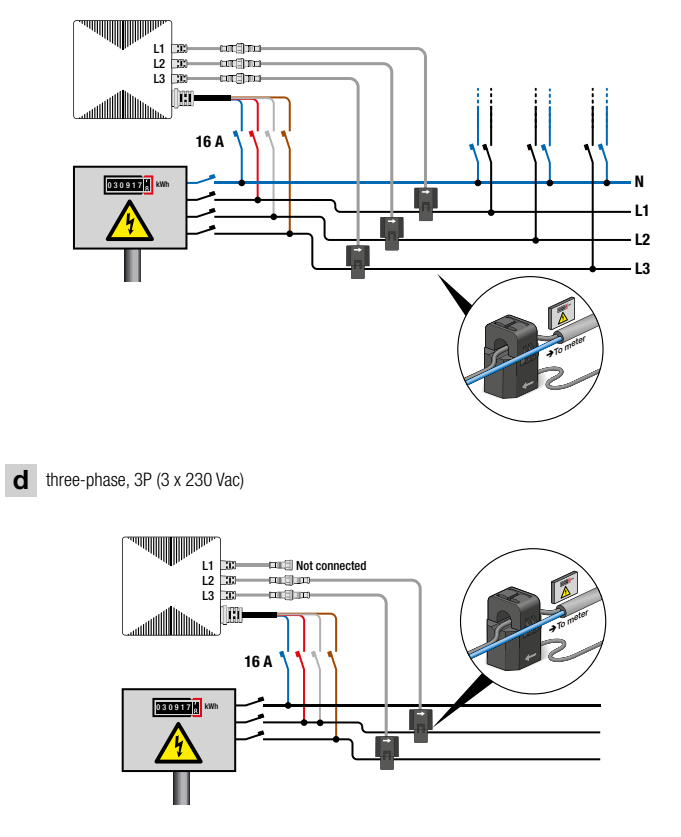
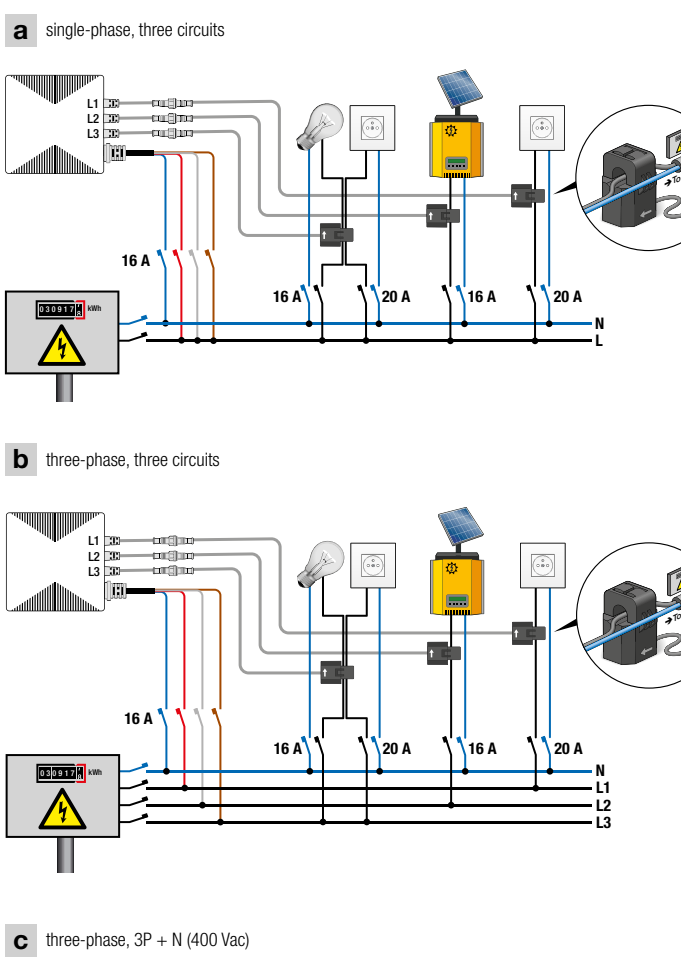
Also respect a minimum distance of 2 m between a Niko Home Control RF device (including the smart hub) and another RF transmitters (for example a Wi-Fi device) or devices such as motors, pumps, electronic LED transformers



Wiring

Aansluitschema / Schéma de raccordement / Verdrahtung / Tilslutningsskema / Kopplingschema / Ledningstilkopling / Cablaggio / Okablowanie / Instalácia

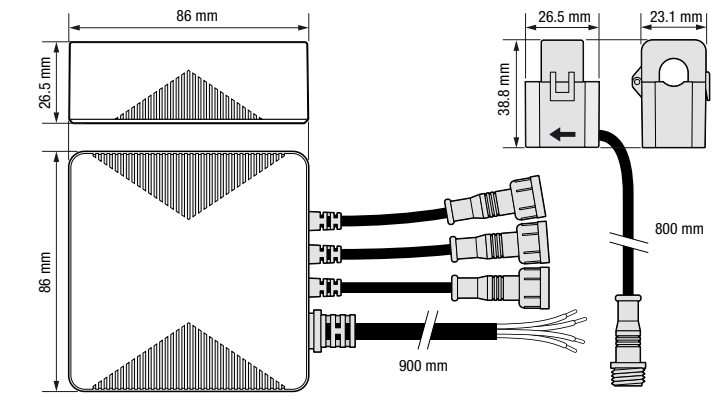
The wireless measuring module can be submetered as follows:



This product must be secured with a miniature circuit breaker (MCB) of max. 16 A in the electrical cabinet. The MCB rating is limited by national installation rules. Make sure to always connect the blue (N) and red (L1) wire to the same earth-leakage circuit breaker because the measuring module is powered by these wires. The cables comply with the Euroclass reaction to fire classification Eca.

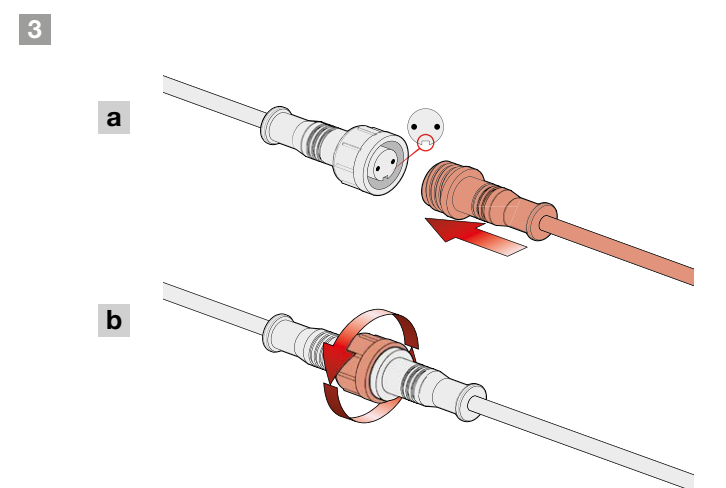
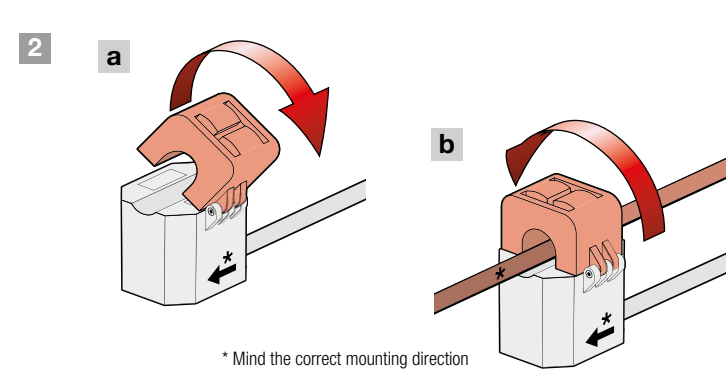
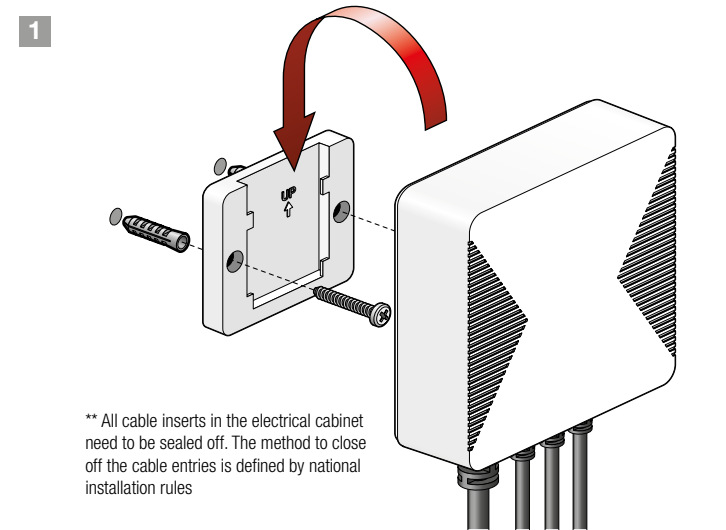
Dimensions

Afmetingen / Dimensions / Abmessungen / Dimensioner / Mått / Dimensioner / Dimensioni / Wymiary / Rozmery



Installation

Installatie / Installation / Installation / Installation / Installation / Installasjon / Installazione / Instalacja / Inštalácia



Onboarding

Onboarden / Intégration / Anlemen / Registrering / Konfigurera / Onboarding / Onboarding / Proces wdrożenia / Uvedenie do prevádzky

The device can be onboarded via the Niko Home Control programming software. By default, the device will be in onboarding mode. Follow the addressing instructions in the Niko Home Control programming software.

Niko Home Control programming software

Download:
www.niko.eu/article/550-99102 (Windows)
www.niko.eu/article/550-99202 (Mac)

If an installation contains multiple measuring modules, ensure that only one module is powered during onboarding to avoid errors.

Control

Bediening / Utilisation / Gebrauch / kontrollere / Kontrollera / Bruk / Uso / Užycie Bežné

LED behaviour

Ledgedrag / Comportement des LED / LED-Verhalten / LED funktioner / LED-funktioner / LED-funksjon / Comportamento del LED / Zachowanie LED / LED signalizácia

EN	
Green LED flashing 3 times	The wireless measuring module is reset to its default factory settings
Red LED flashing	The wireless measuring module is ready to be added to the Niko Home Control wireless network
NL	
Groene led knippert drie keer	De draadloze meetmodule wordt gereset naar de fabrieksinstellingen
Rode led knippert	De draadloze meetmodule is klaar om toegevoegd te worden aan het Niko Home Control draadloze netwerk
FR	
LED verte qui clignote 3 fois	Le module de mesure sans fil a été réinitialisé à ses réglages d'usine par défaut
LED rouge qui clignote	Le module de mesure sans fil est prêt à être ajouté au réseau sans fil Niko Home Control
DE	
Grüne LED blinkt dreimal	Das drahtlose Messmodul wird auf die Werkseinstellungen zurückgesetzt
Rote LED blinkt	Das drahtlose Messmodul ist bereit, in das drahtlose Niko Home Control-Netzwerk aufgenommen zu werden
DK	
Grøn LED blinker tre gange	Det trådløse målemodul nulstilles til dets standard fabriksindstillinger
Rød LED blinker	Det trådløse målemodul er klar til at blive tilføjet til det trådløse Niko Home Control netværk
SE	
Grøn LED blinkar 3 gånger	Den trådlösa mätaren återställs till sina fabriksinställningar
Röd LED blinkar	Den trådlösa mätaren är redo att läggas till i Niko Home Controls trådlösa nätverk

