



StructuredGround™ Telecommunications Room Grounding and Bonding Kits for TIA-607-C Compliance

specifications

Grounding and bonding kits shall bond each rack to Secondary Bonding Busbar (SBB) also known as Telecommunications Grounding Busbar (TGB) using Telecommunications Equipment Bonding Conductor (TEBC). Hardware kit shall bolt TEBC to SBB/TGB with 1/4" stainless steel hardware. Each bolt requires a nut, flat washer on both sides, and a Belleville washer on the bolt side of the stack up. TEBC shall be bolted to rack with #12-24 thread-forming screws. Abrasive cleaning pad shall remove oxidation from lug and mounting surfaces. Copper to copper joint compound shall also be utilized to prep lug mounting surfaces. The front and back of each rack requires one ESD Port Kit and ESD wrist strap. Bond SBB/TGB to electrical panel serving equipment in telecommunications room.



kit information




TEBC Kits:
Pre-terminated jumper on both ends – #6 AWG jumper with 45° bent lug on rack side to straight lug on SBB/TGB.

Part Number	Length In.
GJ672UH	72
GJ696UH	96
GJ6120UH	120
GJ6144UH	144
GJ6168UH	168
GJ6192UH	192
GJ6216UH	216
GJ6240UH	240
GJ6264UH	264
GJ6288UH	288



TEBC Kits:
Pre-terminated jumper on one end only – #6 AWG jumper with 45° bent lug for bonding to rack.

Part Number	Length In.
GJS660U	60
GJS696U	96
GJS6120U	120
GJS6180U	180



SBB/TGB Kits:
Pre-assembled with brackets and insulators – bar size 1/4" x 2".

Part Number	Bar Length In.	1/4" Stud Hole with 5/8" Hole Spacing	3/8" Stud Hole with 1" Hole Spacing
GB2B0304TPI-1	10	4	3
GB2B0306TPI-1	12	6	3
GB2B0312TPI-1	20	12	3



Compression Lugs for SBB/TGB:
Two-hole straight tongue compression lug with window.

Part Number	Copper Conductor Size	Stud Hole Size In.	Stud Hole Spacing In.
LCC6-14JAW-L	#6 AWG	1/4	0.50 – 0.63
LCC2-14AW-Q	#2 AWG	1/4	0.63
LCC1/0-14AW-X	1/0 AWG	1/4	0.63
LCC3/0-38DW-X	3/0 AWG	3/8	1.00
LCC4/0-38DW-X	4/0 AWG	3/8	1.00



Armored Fiber Cable Grounding Kits:
Pre-terminated jumper on both ends – straight lug and terminal. Provided with mechanical clamp and cover for terminal and two each #12-24 and M6 hex head thread-forming screws.

Part Number	Armored Cable Diameter In.	Grounding Cable Length In.
ACG24K	Up to 0.84	24
ACG24K-500	0.84 to 1.03	24

applications

StructuredGround™ Telecommunications Room Grounding and Bonding Kits deliver a complete grounding solution, designed to exceed industry standards for ensured electrical continuity and ease of installation. Bonding of rack and equipment to SBB/TGB and proper ESD protection is critical to the reliability and safety needs of the physical infrastructure. Integrated

technology from Panduit addresses comprehensive grounding and bonding needs to protect systems, equipment, and personnel for optimum availability of services and lower operational costs. As solution architecture, a range of installation tooling, design software, and services complement StructuredGround™ Grounding System.

For the complete StructuredGround™ Grounding System offering, refer to www.panduit.com/dcgrounding.

www.panduit.com

Related Products

Hardware Kits: include 2 bolts, 2 nuts, 4 flat washers, 2 Belleville washers for SBB/TGB and 2 thread-forming screws for racks

1/4" kit with #12-24 and M6 screws:	HDW1/4-KT
3/8" kit with #12-24 and M6 screws:	HDW3/8-KT
1/4" kit with #10-32 and M5 screws:	HDW1/4-A-KT
3/8" kit with #10-32 and M5 screws:	HDW3/8-A-KT

Stainless Steel Bolts

1/4-20	SSNTS1420-C
3/8-18	SSNTS3816-C

Stainless Steel Belleville Washers

1/4"	SSCW14-C
3/8"	SSCW38-C

Stainless Steel Flat Washers

1/4"	SSFW14-C
3/8"	SSFW38-C

Stainless Steel Nuts

1/4-20	SSN1420-C
3/8-18	SSN3816-C

Abrasive Cleaning Pad

4-1/2" x 6"	HANDPAD
-------------	---------

ESD Port

Two-hole ESD port with banana jack:	RGESD2-1
-------------------------------------	----------

ESD Wrist Strap

6' coil cord, banana plug, 1 megohm resistor:	RGESDWS
---	---------

Equipment Jumper Kits: include .16 oz. of antioxidant and two each #12-24 x 1/2" and M5 x 12mm thread-forming screws

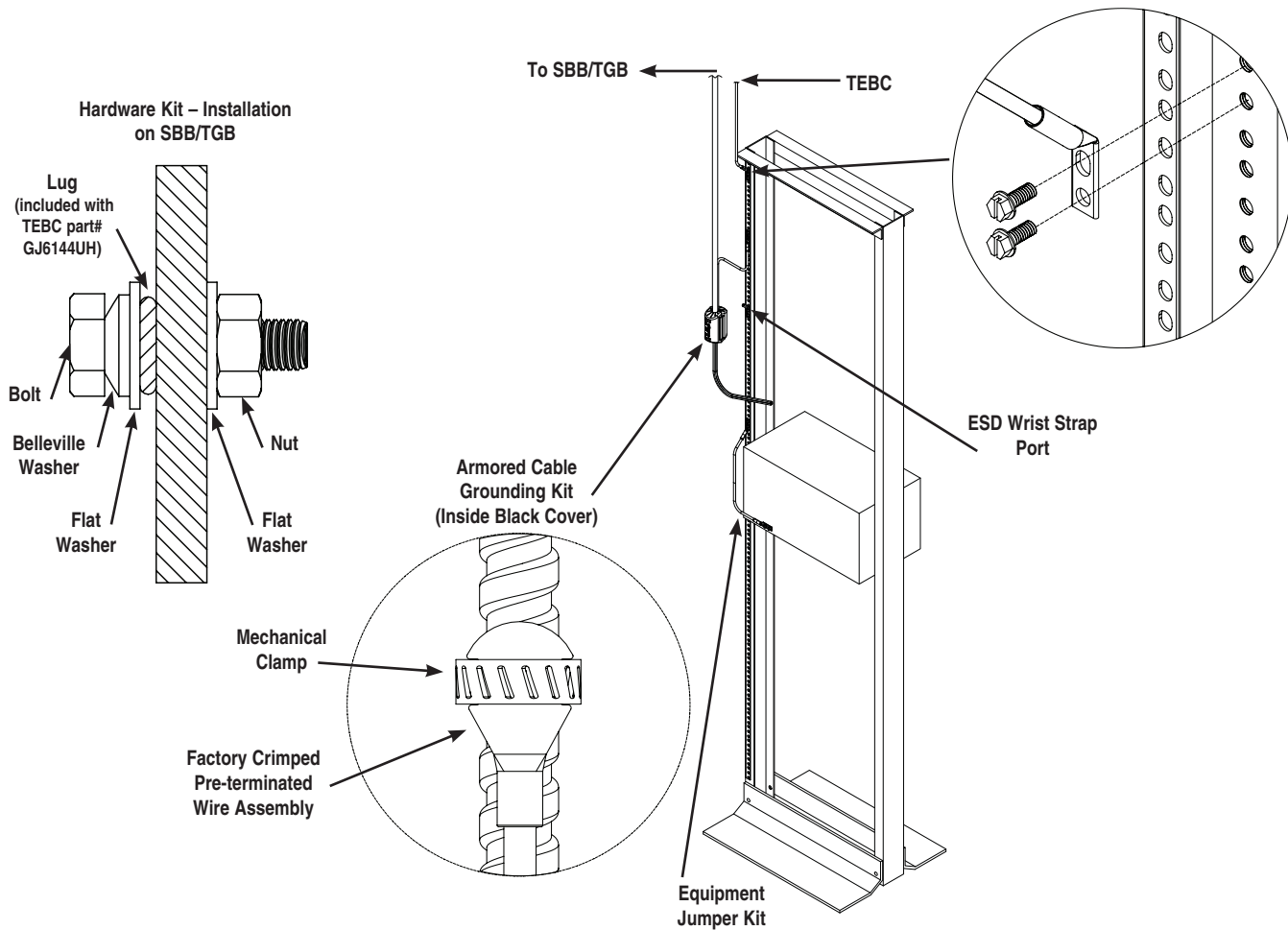
#6 AWG jumper, 57" length, bent lug on grounding strip side:	RGEJ657PFY
#6 AWG jumper, 24" length, bent lug on grounding strip side to straight lug on equipment:	RGEJ624PFY

StructuredGround™ Telecommunications Room Grounding and Bonding Kits for TIA-607-C Compliance

bill of materials (example):

The following sample bill of materials and installation drawings are provided to assist you with ordering and kit combinations to meet your application needs.

Description	Part Number	Qty
SBB/TGB Kit	GB2B0306TPI-1	1 per Telecommunications Room
TEBC Kit	GJ6144UH	1 per Rack/Cabinet
Hardware Kit	HDW1/4-KT	1 per Rack/Cabinet
Equipment Jumper Kit	RGEJ657PFY	1 per Equipment
ESD Port	RGESD2-1	2 per Rack/Cabinet (one front and one back)
ESD Wrist Strap	RGESDWS	2 per Rack/Cabinet (one front and one back)
Armored Fiber Cable Grounding Kit	ACG24K	1 per Armored Fiber Cable



For the complete StructuredGround™ Grounding System offering, refer to www.panduit.com/dcgrounding.

WORLDWIDE SUBSIDIARIES AND SALES OFFICES

PANDUIT CANADA
Markham, Ontario
cs-cdn@panduit.com
Phone: 800.777.3300

PANDUIT EUROPE LTD.
London, UK
cs-emea@panduit.com
Phone: 44.20.8601.7200

PANDUIT SINGAPORE PTE. LTD.
Republic of Singapore
cs-ap@panduit.com
Phone: 65.6305.7575

PANDUIT JAPAN
Tokyo, Japan
cs-japan@panduit.com
Phone: 81.3.6863.6000

PANDUIT LATIN AMERICA
Guadalajara, Mexico
cs-la@panduit.com
Phone: 52.33.3777.6000

PANDUIT AUSTRALIA PTY. LTD.
Victoria, Australia
cs-aus@panduit.com
Phone: 61.3.9794.9020

For a copy of Panduit product warranties, log on to www.panduit.com/warranty

For more information

Visit us at www.panduit.com

Contact Customer Service by email: cs@panduit.com
or by phone: 800.777.3300 and reference GRSP10



©2011 Panduit Corp.
ALL RIGHTS RESERVED.
Printed in the U.S.A.

SA-GRSP10
replaces SA-GRSP05
2/2016