

# 1SNA115662R2200 ✓ ACTIVE

ENTRELEC | ENTRELEC SNA

TE Internal #: 1SNA115662R2200

Modular Terminal Blocks, Fuse, Screw Clamp Terminal Block, Gray,  
Product Spacing .314 in [8 mm], 2 Position, Screw Terminal, Signal,  
ENTRELEC SNA

[View on TE.com >](#)



Connectors > Terminal Blocks & Strips > Modular Terminal Blocks



Block Function: **Fuse**

Modular Terminal Block Product Type: **Screw Clamp Terminal Block**

Rated Cross Section: **4 mm<sup>2</sup>**

Primary Product Color: **Gray**

## Features

### Product Type Features

|                                     |                            |
|-------------------------------------|----------------------------|
| Modular Terminal Block Product Type | Screw Clamp Terminal Block |
|-------------------------------------|----------------------------|

### Configuration Features

|                     |      |
|---------------------|------|
| Gauge Type          | A4   |
| Number of Levels    | 1    |
| Number of Poles     | 2    |
| Number of Circuits  | 1    |
| Block Function      | Fuse |
| Number of Positions | 2    |

### Electrical Characteristics

|  |        |
|--|--------|
| Operating Voltage Rating (UL & CSA) (Max) - Main Circuit | 600 V  |
| Impulse Withstanding Voltage Rating (IEC)                | 4000 V |
| Voltage Rating (CSA)                                     | 250 V  |
| Current Rating (CSA)                                     | 10 A   |
| Voltage Rating (IEC)                                     | 400 V  |
| Current Rating (UL)                                      | 15 A   |

|                      |         |
|----------------------|---------|
| Current Rating (IEC) | 6.3 A   |
| Voltage Rating       | 400 VAC |

### Body Features

|                       |               |
|-----------------------|---------------|
| Product Weight        | 14 g[.494 oz] |
| Primary Product Color | Gray          |

### Termination Features

|                                    |                |
|------------------------------------|----------------|
| Termination Method to Wire & Cable | Screw Terminal |
|------------------------------------|----------------|

### Mechanical Attachment

|                                |                        |
|--------------------------------|------------------------|
| DIN Rail Mounting Type         | G32, TH35-15, TH35-7.5 |
| Tightening Torque              | 4.4 in-lbs             |
| Terminal Block Disconnect Type | Lever                  |
| Connector Mounting Type        | DIN Rail               |

### Housing Features

|                  |               |
|------------------|---------------|
| Housing Material | Polyamide 6.6 |
|------------------|---------------|

### Dimensions

|  |                        |
|--|------------------------|
| Main Circuit Capacity - 1 Rigid Stranded Conductor per Screw Clamp | .5 – 6 mm <sup>2</sup> |
| Wire Stripping Length  | 9.5 mm[.374 in]        |
| Main Circuit Capacity - 1 Flexible Conductor per Spring Clamp      | .5 – 4 mm <sup>2</sup> |
| Tool Size  | 4 mm[.157 in]          |
| Product Depth  | 41 mm                  |
| Product Width  | 8 mm[.314 in]          |
| Product Length   | 41 mm                  |
| Product Height   | 56.5 mm                |
| Rated Cross Section  | 4 mm <sup>2</sup>      |
| Product Spacing  | 8 mm[.314 in]          |
| Wire Size  | 4 mm <sup>2</sup>      |

### Usage Conditions

|                                |                            |
|--------------------------------|----------------------------|
| Storage Temperature Range      | -55 – 110 °C[-67 – 230 °F] |
| Installation Temperature Range | -5 – 40 °C[23 – 104 °F]    |
| Operating Temperature Range    | -55 – 110 °C[-67 – 230 °F] |

### Operation/Application



|                     |        |
|---------------------|--------|
| Circuit Application | Signal |
|---------------------|--------|

**Industry Standards**

|                        |          |
|------------------------|----------|
| IP Rating              | IP20     |
| UL Flammability Rating | UL 94V-0 |

**Product Compliance**

[For compliance documentation, visit the product page on TE.com>](#)

|   |   |
|---|---|
| EU RoHS Directive 2011/65/EU                  | Compliant   |
| EU ELV Directive 2000/53/EC                   | Compliant   |
| China RoHS 2 Directive MIIT Order No 32, 2016 | No Restricted Materials Above Threshold   |
| EU REACH Regulation (EC) No. 1907/2006        | Current ECHA Candidate List: JUNE 2022 (224)<br>Candidate List Declared Against: JUNE 2022 (224)<br>Does not contain REACH SVHC |
| Halogen Content                               | Low Halogen - Br, Cl, F, I < 900 ppm per homogenous material. Also BFR/CFR/PVC Free   |
| Solder Process Capability                     | Not reviewed for solder process capability  |

















**Product Compliance Disclaimer**

This information is provided based on reasonable inquiry of our suppliers and represents our current actual knowledge based on the information they provided. This information is subject to change. The part numbers that TE has identified as EU RoHS compliant have a maximum concentration of 0.1% by weight in homogenous materials for lead, hexavalent chromium, mercury, PBB, PBDE, DBP, BBP, DEHP, DIBP, and 0.01% for cadmium, or qualify for an exemption to these limits as defined in the Annexes of Directive 2011/65/EU (RoHS2). Finished electrical and electronic equipment products will be CE marked as required by Directive 2011/65/EU. Components may not be CE marked. Additionally, the part numbers that TE has identified as EU ELV compliant have a maximum concentration of 0.1% by weight in homogenous materials for lead, hexavalent chromium, and mercury, and 0.01% for cadmium, or qualify for an exemption to these limits as defined in the Annexes of Directive 2000/53/EC (ELV). Regarding the REACH Regulation, the information TE provides on SVHC in articles for this part number is based on the latest European Chemicals Agency (ECHA) 'Guidance on requirements for substances in articles' posted at this URL: <https://echa.europa.eu/guidance-documents/guidance-on-reach>




**Compatible Parts**

|  |  |   |   |
|--|--|---|---|
|  <p>TE Part # 1SNA173523R1100<br/>PC81-10</p> |  <p>TE Part # 1SNA206230R1100<br/>RC610-GN</p> |  <p>TE Part # 1SNA206231R0600<br/>RC610-YL</p> |  <p>TE Part # 1SNA206232R0700<br/>RC610-OR</p> |
|--|--|---|---|

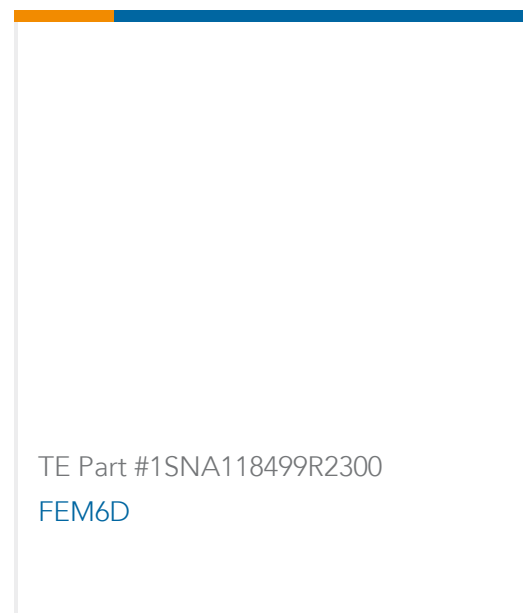
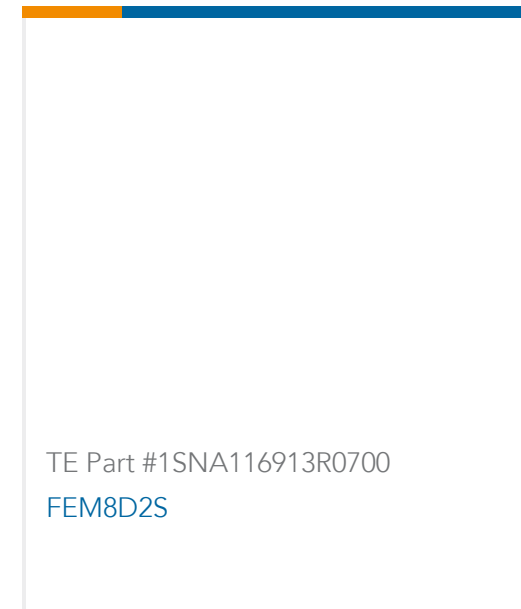


|   |  |  |   |
|---|--|--|---|
|  <p>TE Part # 1SNA206233R0000<br/>RC610-BL</p> |  <p>TE Part # 1SNA206235R0200<br/>RC610-RD</p> |  <p>TE Part # 1SNA233000R0100<br/>RC610</p>   |  <p>TE Part # 1SNA234000R0200<br/>RC810</p>  |
|  <p>TE Part # 1SNA007865R2600<br/>FC2</p>     |  <p>TE Part # 1SNA008288R1500<br/>FU520</p>   |  <p>TE Part # 1SNA008290R1300<br/>FU520</p>  |  <p>TE Part # 1SNA008291R0000<br/>FU520</p> |
|  <p>TE Part # 1SNA008292R0100<br/>FU520</p>  |  <p>TE Part # 1SNA114205R2000<br/>AD2.5</p>  |  <p>TE Part # 1SNA116951R1500<br/>FEM8S</p> |  <p>TE Part # 1SNA168672R1100<br/>TGA8</p> |
|  <p>TE Part # 1SNA168673R1200<br/>TGA8</p>   |  <p>TE Part # 1SNA168674R1300<br/>TGA8</p>   |  <p>TE Part # 1SNA168675R1400<br/>ANT</p>   |  <p>TE Part # 1SNA179371R1600<br/>CN5</p>  |

### Also in the Series | ENTRELEC SNA

|   |   |  |
|---|---|--|
|  <p>Modular Terminal Blocks(182)</p> |  <p>Terminal Block &amp; Strip Conducting<br/>Accessories(26)</p> |  <p>Terminal Block &amp; Strip Insulating<br/>Accessories(14)</p> |
|---|---|--|

### Customers Also Bought



## Documents

### CAD Files

#### 3D PDF

3D

#### Customer View Model

[ENG\\_CVM\\_CVM\\_1SNA115662R2200\\_A.2d\\_dxf.zip](#)

English

#### Customer View Model

[ENG\\_CVM\\_CVM\\_1SNA115662R2200\\_A.3d\\_igs.zip](#)

English

#### Customer View Model

[ENG\\_CVM\\_CVM\\_1SNA115662R2200\\_A.3d\\_stp.zip](#)

English

By downloading the CAD file I accept and agree to the [Terms and Conditions](#) of use.

### Datasheets & Catalog Pages

[Catalogue - ENTRELEC terminal-blocks-sna-series](#)

English

[M4/8.SFT](#)

English

1SNA115662R2200

Modular Terminal Blocks, Fuse, Screw Clamp Terminal Block, Gray, Product Spacing .  
314 in [8 mm], 2 Position, Screw Terminal, Signal, ENTRELEC SNA



## ENTRELEC Terminal Blocks Catalogue (RUS)