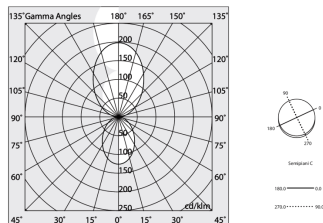
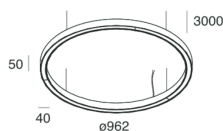



HALOS B

107120.20

novalux
ITALIAN LIGHTING DESIGN SINCE 1948



Features

Use: Indoor
Type of installation: SUSPENDED
Emission: DIRECT/INDIRECT
Optics: OPAL
Colour: CAFFE
Dimming: WITH ACCESSORY
Emergency: NO
L: Ø962mm
A: 40mm
H: 50mm
Made in: ITALY
Warranty: 5 years
Weight: 6.9kg

Tech data

Luminaire input power: 141.5W
Luminaire luminous flux: 10614lm
Direct luminous flux: 4130lm
Indirect luminous flux: 6484lm
IP: 40
Insulation class: III
Supply voltage: MAX 1.8A
UGR: <19
IK: 3
SELV: Si

Source

Light source: LED
Source power: 124W
Source luminous flux: 17796lm
Colour temperature: 3000K
CRI: >90
Colour tolerance: 3 Step MacAdam
LED lifespan: 50000h L80 B20

Compliance

CEI EN 60598-1:2015 + A11:2009. IEC 60598-2:2015 2-1

Standards

Photobiological risk: RISK GROUP 0 Certified fixture in EXEMPT GROUP, in accordance with CEI EN 62471:2010-01, IEC TR 62778:2014.

CAM edilizia: The product complies with the requirements for public buildings, ministerial decree of 23rd June 2022 n.256.

[View more product info](#)



Novalux S.r.l. via Marzabotto, 2 40050 Funo di Argelato (BO) Italy
Tel: +39 051 860558 · Fax +39 051 6647859 · Mail: info@novalux.it · VAT number 00536541204 · novalux.com
Company subject to the management and coordination by SLV GmbH

This technical data sheet is owned by Novalux S.r.l., all rights reserved. Novalux S.r.l. reserves the right to make changes without prior notice.

HALOS B

107120.20

novalux
ITALIAN LIGHTING DESIGN SINCE 1948

MOUNTING ACCESSORIES



HALOS: ROSONE ALIM. REMOTA BIA

105157.01



HALOS: ROSONE ALIM. REMOTA CAFFE

105157.20



HALOS: ROSONE DOPPIA ALIM. REMOTA BIA

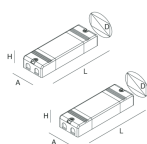
105158.01



HALOS: ROSONE DOPPIA ALIM. REMOTA CAFFE

105158.20

ELECTRICAL ACCESSORIES



HALOS-B: COPPIA ALIM. ON/OFF REM.

107125.99



HALOS-B: ROSONE ALIM. ON/OFF BI

107127.01



Novalux S.r.l. via Marzabotto, 2 40050 Funo di Argelato (BO) Italy
Tel: +39 051 860558 · Fax +39 051 6647859 · Mail: info@novalux.it · VAT number 00536541204 · novalux.com
Company subject to the management and coordination by SLV GmbH

This technical data sheet is owned by Novalux S.r.l., all rights reserved. Novalux S.r.l. reserves the right to make changes without prior notice.

HALOS B

107120.20

novalux
ITALIAN LIGHTING DESIGN SINCE 1948



HALOS-B: ROSONE ALIM. ON/OFF CAFFE

107127.20



HALOS-B: ROSONE-N ALIM. ON/OFF BIA

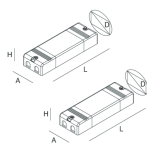
107129.01



HALOS-B: ROSONE-N ALIM. ON/OFF CAFFE

107129.20

DIMMABLE ACCESSORIES



HALOS-B: COPPIA ALIM. DALI/PUSH REM.

107126.99



HALOS-B: ROSONE ALIM. DALI/PUSH BI

107128.01



HALOS-B: ROSONE ALIM. DALI/PUSH CAFFE

107128.20



HALOS-B: ROSONE-N ALIM. D/PUSH BI

107130.01



Novalux S.r.l. via Marzabotto, 2 40050 Funo di Argelato (BO) Italy
Tel: +39 051 860558 · Fax +39 051 6647859 · Mail: info@novalux.it · VAT number 00536541204 · novalux.com
Company subject to the management and coordination by SLV GmbH

This technical data sheet is owned by Novalux S.r.l., all rights reserved. Novalux S.r.l. reserves the right to make changes without prior notice.

HALOS B

107120.20

novalux
ITALIAN LIGHTING DESIGN SINCE 1948



HALOS-B: ROSONE-N ALIM. D/PUSH CAFFE

107130.20



Novalux S.r.l. via Marzabotto, 2 40050 Funo di Argelato (BO) Italy
Tel: +39 051 860558 · Fax +39 051 6647859 · Mail: info@novalux.it · VAT number 00536541204 · novalux.com
Company subject to the management and coordination by SLV GmbH

This technical data sheet is owned by Novalux S.r.l., all rights reserved. Novalux S.r.l. reserves the right to make changes without prior notice.