

THIS COPY IS PROVIDED ON A RESTRICTED BASIS AND IS NOT TO BE USED IN ANY WAY DETRIMENTAL TO THE INTERESTS OF PANDUIT CORP.

PANDUIT P/N	WEIGHT
P48D23M-XYZ	SEE SHEET 2

SPECIFICATION:

1. STANDARD

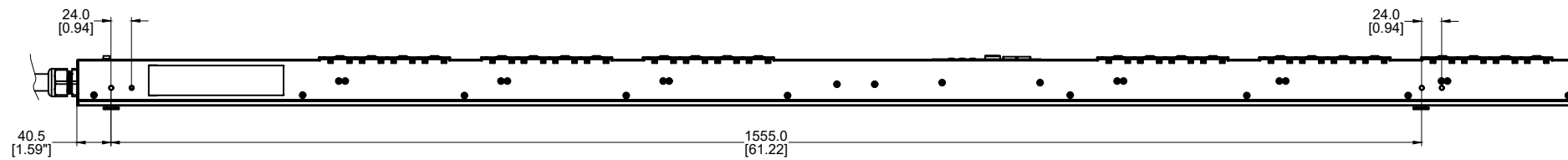
UNIT TYPE:	MONITORED INPUT
ORIENTATION:	VERTICAL, 0U
OUTLET QTY & TYPE:	(24)C13/C15, (24)C13/C15/C19
INPUT VOLTAGE:	200-240/346-415VAC
INPUT CURRENT:	20A(DERATED 16A) (NA)/16A(EU)
BREAKER QTY & TYPE:	N/A
INPUT PHASE:	THREE-PHASE WYE
RATED POWER:	DUAL-RATED: 11.5kVA(NA) / 11kVA(EU)
INPUT PLUG:	IEC 60309, 3P+N+E, 6H, 16A/20A (IP44)
INPUT POWER CORD:	SEE SHEET 2 PART NUMBER TABLE
REGULATORY STANDARD:	RoHS COMPLIANT

2. ADDITIONAL:
NONE


3. ACCESSORIES:
(1) QUICK-START GUIDE

NOTES:

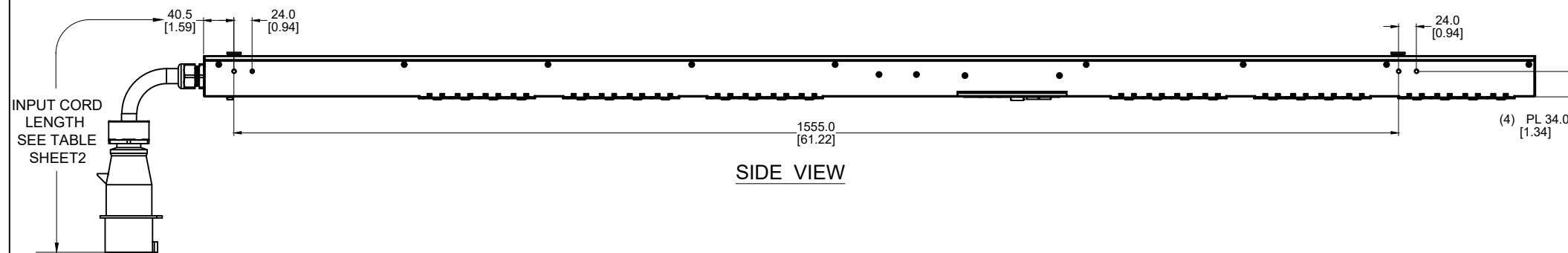
- PRIMARY DIMENSIONS ARE IN MILLIMETERS. SECONDARY DIMENSIONS ARE IN [INCHES]
- INSTALLATION SHALL COMPLY WITH ALL APPLICABLE NATIONAL, STATE, AND LOCAL CODES
- VISIT OUR ON-LINE CATALOG AT WWW.PANDUIT.COM FOR A CURRENT LIST OF PRODUCTS APPLICABLE FOR USE WITH THIS PRODUCT
- FOR FULL PRODUCT FUNCTIONALITY REFER TO USER MANUAL
- DRAWING VIEWS SHOW THE INPUT CORD IN THE "TOP END FED" CONFIGURATION



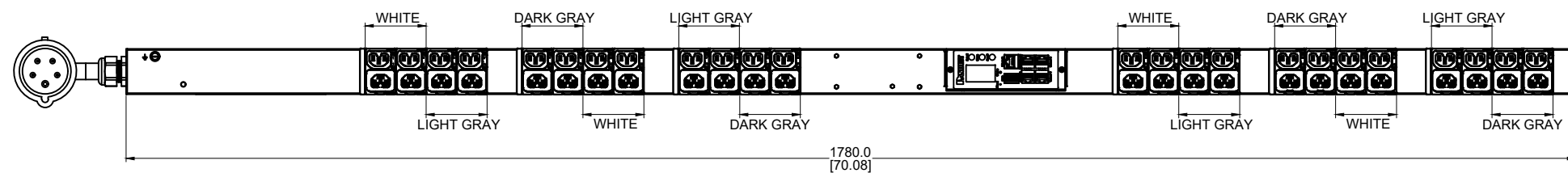
LEFT VIEW



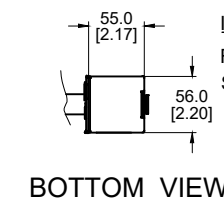
REAR VIEW



SIDE VIEW



FRONT VIEW



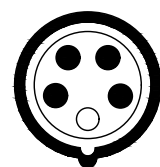
BOTTOM VIEW

IDENTIFICATION

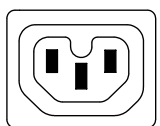
FOR FINISHED GOOD PART NUMBER & DESCRIPTION TABLE SEE SHEET 2 CONFIGURABLE PART NUMBERS: **P48D23M-XYZ**

XX: FINISHED GOOD COLOR BL=BLACK YL=YELLOW RD=RED BU=BLUE WH=WHITE GN=GREEN	Y: INPUT FEED TYPE 1=TOP-END FED A=1 METER 2=BOTTOM-END FED B=2 METER C=3 METER	Z: INPUT CORD LENGTH A=1 METER B=2 METER C=3 METER
--	--	---

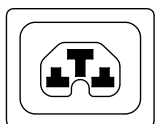
PLUG / RECEPTACLE BLOCK



PLUG
IEC 60309, 3P+N+E, 6H
IP44 (SPASHPROOF)
DUAL RATED 16A/20A (DERATED 16A)
346-415V MAX RATED INPUT



RECEPTACLE
IEC C13/C15 COMBO
10A, 250V MAX RATED OUTPUT



RECEPTACLE
IEC C13/C15/C19 COMBO
16A, 250V MAX RATED OUTPUT

REV	DATE	BY	CHK	APR	DESCRIPTION	ECN
01A	11/02/2022	Zhang	CSH	MJD	INITIAL RELEASE	P48D23M-XYZ

WE ASK THAT YOU CHECK FULLY THE DIMENSIONS, NOTES, AND SIGN THE CLIENT SIGNATURE BOX. THE JOB WILL NOT PROGRESS WITHOUT SIGNED APPROVAL PLEASE DO NOT DELAY IN RETURNING PROOF AS IT WILL AFFECT DELIVERY		SIGN
		DATE
		PRINT
TITLE: INTELLIGENT SERIES PDU P48D23M-XYZ CUSTOMER DRAWING		
ITEM REVISION NAME:		PANDUIT
DATASHEET FILE NAME:		
UNLESS OTHERWISE SPECIFIED DIMENSIONAL TOLERANCE ARE: mm [IN]		MATERIAL/COLOR: N/A
Tolerance(mm) 0<L<50 ±0.5 50<L<250 ±1.0 250<L<500 ±1.5 500<L<1000 ±2.5 1000<L<2000 ±4.0		DRAWING NUMBER: P48D23M-XYZ_DC
THIRD ANGLE PROJECTION	DRAWN BY: Zhang DATE: 11/02/2022	SCALE: NTS
	CHK: -	SCALE: NTS
		SHT 1 OF 2
		SCALE: B

2



1

THIS COPY IS PROVIDED ON A RESTRICTED BASIS AND IS NOT TO BE USED IN ANY WAY DETRIMENTAL TO THE INTERESTS OF PANDUIT CORP.

FINISHED GOOD PART NUMBER	FINISHED GOOD DESCRIPTION	COLOR	INPUT CORD LENGTH	WEIGHT
P48D23M	VERTICAL, (24)C13/C15, (24)C13/C15/C19, MONITORED INPUT, 200-240/346-415V/20A(16 DERATED)/16A/3 PHASE, TOP-END FED, 3 METER INPUT CORD, BLACK	BLACK (RAL 9005)	3M (+254MM / -127MM) [10'(+10"/-5")]	6.5 kg

B

B



A

A

WE ASK THAT YOU CHECK FULLY THE DIMENSIONS, NOTES, AND SIGN THE CLIENT SIGNATURE BOX. THE JOB WILL NOT PROGRESS WITHOUT SIGNED APPROVAL. PLEASE DO NOT DELAY IN RETURNING PROOF AS IT WILL AFFECT DELIVERY.

SIGN _____
 DATE _____
 PRINT _____

TITLE: INTELLIGENT SERIES PDU
 P48D23M-XYZ
 CUSTOMER DRAWING

ITEM REVISION NAME: _____
 DATASHEET FILE NAME: _____

UNLESS OTHERWISE SPECIFIED
 DIMENSIONAL TOLERANCE ARE: mm [IN]

Tolerance(mm)	
0<L<50	±0.5
50<L<250	±1.0
250<L<500	±1.5
500<L<1000	±2.5
1000<L<2000	±4.0

THIRD ANGLE PROJECTION

MATERIAL/COLOR: N/A

DRAWING NUMBER: P48D23M-XYZ_DC

DRAWN BY: Zhang DATE: 11/02/2022 CHK: - SCALE: NTS

SHT 2 OF 2 SCALE: B

REV	DATE	BY	CHK	APR	DESCRIPTION	ECN
01A	11/02/2022	Zhang	CSH	MJD	INITIAL RELEASE	P48D23M-XYZ

2



1