


# Product Environmental Profile

## SWITCH TI TIM 20A 2P+RED LIGHT





## General information

### Representative product

SWITCH TI TIM 20A 2P+RED LIGHT -A9S61220

### Description of the product

The main function of the 20/32 A SWITCH product is the opening and closure in charge of a circuit already protected against the overload. Provides also the severing function.

### Functional unit

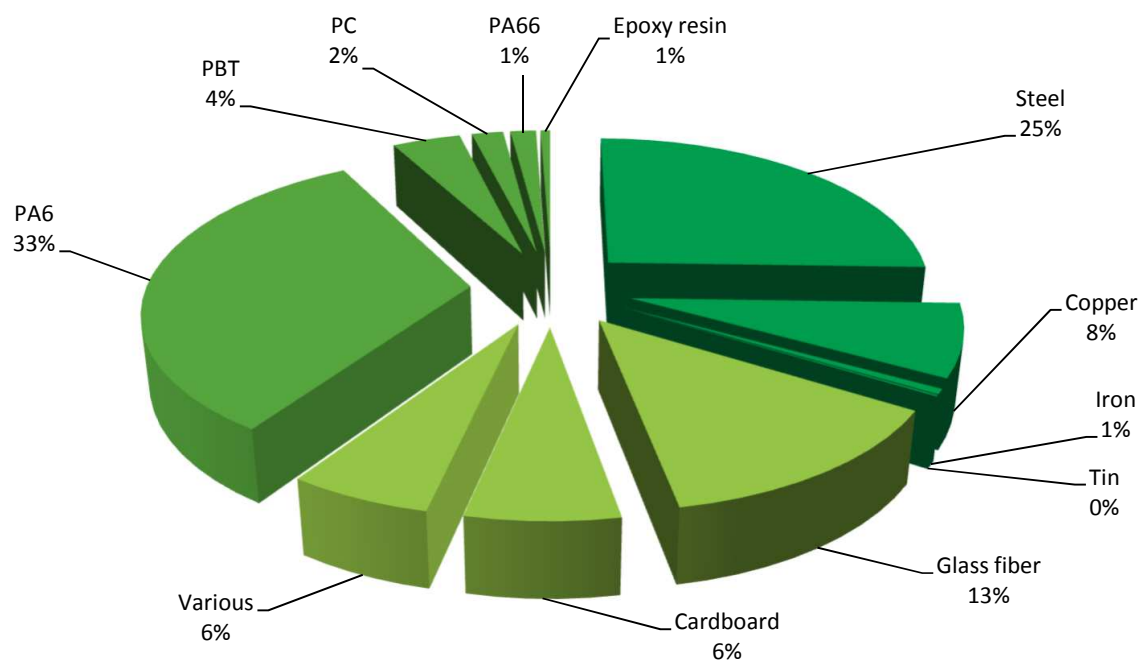
Establish, support and interrupt for 20 years rated currents in normal conditions of circuit characterized by the current  $I_{th}=20A$ , including any conditions specified for overload in operation characterized by the current  $I_e= 20A$ , for the operating voltage  $U_e=230V$  and a current for short-circuit  $I_{cw}=384A$  for a specified time.



## Constituent materials

### Reference product mass

72.5 g including the product and its packaging



## Substance assessment

Products of this range are designed in conformity with the requirements of the RoHS directive (European Directive 2011/65/EU of 8 June 2011) and do not contain, or only contain in the authorised proportions, lead, mercury, cadmium, hexavalent chromium or flame retardants (polybrominated biphenyls - PBB, polybrominated diphenyl ethers - PBDE) as mentioned in the Directive

As the products of the range are designed in accordance with the RoHS Directive (European Directive 2002/95/EC of 27 January 2003), they can be incorporated without any restriction in an assembly or an installation subject to this Directive.

Details of ROHS and REACH substances information are available on the Schneider-Electric Green Premium website

[http://www2.schneider-electric.com/sites/corporate/en/products-services/green-premium/green-premium\\_page](http://www2.schneider-electric.com/sites/corporate/en/products-services/green-premium/green-premium_page)



## Additional environmental information

The SWITCH TI TIM 20A 2P+RED LIGHT presents the following relevant environmental aspects

<b>Manufacturing</b>	Manufactured at a Schneider Electric production site ISO14001 certified
<b>Distribution</b>	Weight and volume of the packaging optimized, based on the European Union's packaging directive Packaging weight is 4.5 g, consisting of cardboard (4,5g), paper (0.1g) Product distribution optimised by setting up local distribution centres
<b>Installation</b>	SWITCH TI TIM 20A 2P+RED LIGHT - A9S61220 does not require any installation operations
<b>Use</b>	The product does not require special maintenance operations.
<b>End of life</b>	End of life optimized to decrease the amount of waste and allow recovery of the product components and materials This product contains porte pont inter- PAA with brominate FR (3.05g); that should be separated from the stream of waste so as to optimize end-of-life treatment. The location of these components and other recommendations are given in the End of Life Instruction document which is available on the Schneider-Electric Green Premium website <a href="http://www2.schneider-electric.com/sites/corporate/en/products-services/green-premium/green-premium.page">http://www2.schneider-electric.com/sites/corporate/en/products-services/green-premium/green-premium.page</a> Recyclability potential: <b>32%</b> Based on "ECO'DEEE recyclability and recoverability calculation method" (version V1, 20 Sep. 2008 presented to the French Agency for Environment and Energy Management: ADEME).



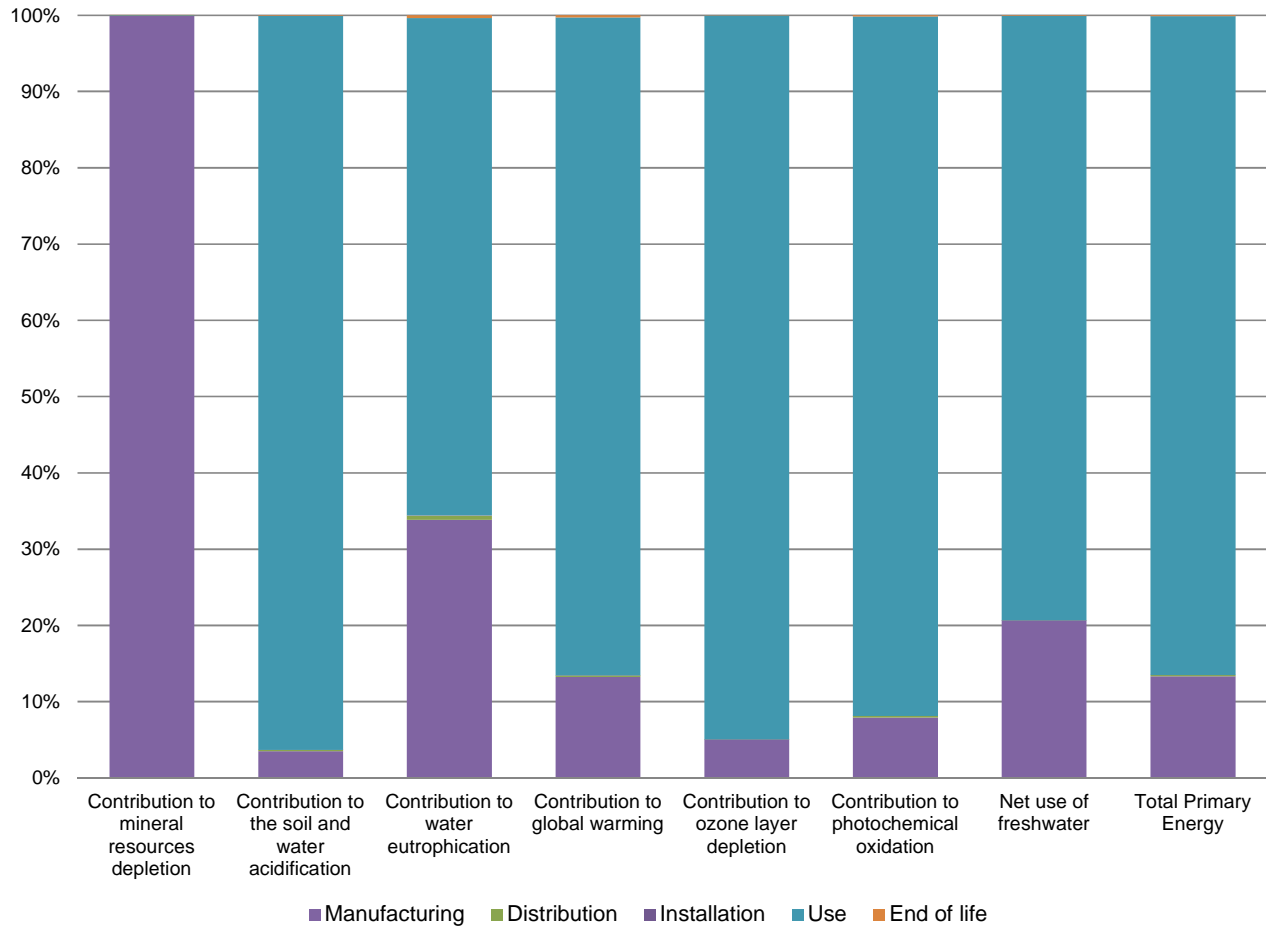
## Environmental impacts

<b>Reference life time</b>	20 years			
<b>Product category</b>	Passive products - non-continuous operation			
<b>Installation elements</b>	No special components needed			
<b>Use scenario</b>	Product dissipation is 0.125 W full load, loading rate is 50% and service uptime percentage is 30%			
<b>Geographical representativeness</b>	Europe			
<b>Technological representativeness</b>	The main function of the 20/32 A SWITCH product is the opening and closure in charge of a circuit already protected against the overload. Provides also the severing function.			
<b>Energy model used</b>	<b>Manufacturing</b>	<b>Installation</b>	<b>Use</b>	<b>End of life</b>
	Energy model used: Belgium	Electricity Mix; AC; consumption mix, at consumer; < 1kV; EU-27	Electricity Mix; AC; consumption mix, at consumer; < 1kV; EU-27	Electricity Mix; AC; consumption mix, at consumer; < 1kV; EU-27

Compulsory indicators		SWITCH TI TIM 20A 2P+RED LIGHT - A9S61220					
Impact indicators	Unit	Total	Manufacturing	Distribution	Installation	Use	End of Life
Contribution to mineral resources depletion	kg Sb eq	0*	2.65E-04	0*	0*	1.77E-07	0*
Contribution to the soil and water acidification	kg SO <sub>2</sub> eq	0*	1.07E-03	4.27E-05	0*	2.93E-02	2.04E-05
Contribution to water eutrophication	kg PO <sub>4</sub> <sup>3-</sup> eq	0*	5.71E-04	9.84E-06	3.05E-07	1.10E-03	6.11E-06
Contribution to global warming	kg CO <sub>2</sub> eq	0*	5.95E-01	9.35E-03	0*	3.88E+00	1.27E-02
Contribution to ozone layer depletion	kg CFC11 eq	0*	5.04E-08	0*	0*	9.42E-07	4.82E-10
Contribution to photochemical oxidation	kg C <sub>2</sub> H <sub>4</sub> eq	0*	1.19E-04	3.05E-06	0*	1.39E-03	2.10E-06

Resources use	Unit	Total	Manufacturing	Distribution	Installation	Use	End of Life
Net use of freshwater	m3	0*	2.64E-03	0*	0*	1.01E-02	9.94E-06
Total Primary Energy	MJ	0*	1.21E+01	1.32E-01	0*	7.86E+01	1.09E-01



Optional indicators		SWITCH TI TIM 20A 2P+RED LIGHT - A9S61220					
Impact indicators	Unit	Total	Manufacturing	Distribution	Installation	Use	End of Life
Contribution to fossil resources depletion	MJ	0*	7.58E+00	1.31E-01	5.96E-03	4.00E+01	8.96E-02
Contribution to air pollution	m <sup>3</sup>	0*	5.42E+01	3.98E-01	4.62E-02	1.66E+02	7.17E-01
Contribution to water pollution	m <sup>3</sup>	0*	3.19E+01	1.54E+00	4.93E-02	1.63E+02	1.12E+00
Resources use	Unit	Total	Manufacturing	Distribution	Installation	Use	End of Life
Use of secondary material	kg	0*	1.57E-02	0*	0*	0*	0*
Total use of renewable primary energy resources	MJ	0*	2.46E-01	0*	0*	5.62E+00	0*
Total use of non-renewable primary energy resources	MJ	0*	1.19E+01	1.32E-01	0*	7.30E+01	1.09E-01
Use of renewable primary energy excluding renewable primary energy used as raw material	MJ	0*	2.27E-01	0*	0*	5.62E+00	0*
Use of renewable primary energy resources used as raw material	MJ	0*	1.93E-02	0*	0*	0*	0*
Use of non renewable primary energy excluding non renewable primary energy used as raw material	MJ	0*	1.08E+01	1.32E-01	0*	7.30E+01	1.09E-01
Use of non renewable primary energy resources used as raw material	MJ	0*	1.05E+00	0*	0*	0*	0*
Use of non renewable secondary fuels	MJ	0*	0*	0*	0*	0*	0*
Use of renewable secondary fuels	MJ	0*	0*	0*	0*	0*	0*
Waste categories	Unit	Total	Manufacturing	Distribution	Installation	Use	End of Life
Hazardous waste disposed	kg	0*	1.77E-01	0*	4.57E-03	0*	1.11E-01
Non hazardous waste disposed	kg	0*	1.85E-01	0*	0*	1.45E+01	0*
Radioactive waste disposed	kg	0*	1.42E-04	0*	0*	1.18E-02	0*
Other environmental information	Unit	Total	Manufacturing	Distribution	Installation	Use	End of Life
Materials for recycling	kg	0*	0*	0*	4.50E-03	0*	2.13E-02
Components for reuse	kg	0*	0*	0*	0*	0*	0*
Materials for energy recovery	kg	0*	0*	0*	0*	0*	2.07E-03
Exported Energy	MJ	0*	0*	0*	0*	0*	0*

\* represents less than 0.01% of the total life cycle of the reference flow

Life cycle assessment performed with EIME version EIME v5.5, database version 2015-04.

The use phase is the life cycle phase which has the greatest impact on the majority of environmental indicators (based on compulsory indicators).

Please note that the values given above are only valid within the context specified and cannot be used directly to draw up the environmental assessment of an installation.

Registration N°	SCHN-00136-V01.01-EN	Drafting rules	PCR-ed3-EN-2015 04 02
Verifier accreditation N°	VH08	Supplemented by	PSR-0005-ed2-EN - 2016 03 29
Date of issue	10/2016	Information and reference documents	<a href="http://www.pep-ecopassport.org">www.pep-ecopassport.org</a>
		Validity period	5 years
Independent verification of the declaration and data, in compliance with ISO 14025 : 2010			
Internal	External X		
The PCR review was conducted by a panel of experts chaired by Philippe Osset (SOLINNEN)			
The elements of the present PEP cannot be compared with elements from another program.			
Document in compliance with ISO 14025 : 2010 « Environmental labels and declarations. Type III environmental declarations »			



Schneider Electric Industries SAS

Catherine Colin

Country Customer Care Center" "<http://www2.schneider-electric.com/sites/corporate/en/support/operations/local-operations/local-operations.page>

+33 4 76 82 23 89

35, rue Joseph Monier

CS 30323

F- 92506 Rueil Malmaison Cedex

RCS Nanterre 954 503 439

Capital social 896 313 776 €

[www.schneider-electric.com](http://www.schneider-electric.com)

Published by Schneider Electric

SCHN-00136-V01.01-EN

© 2016 - Schneider Electric – All rights reserved

10/2016