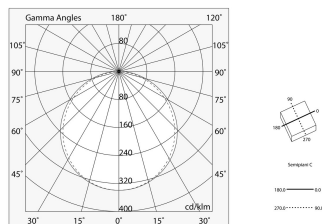
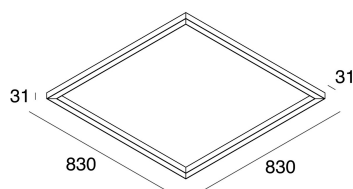


P-30 READY

103338.01

novalux
ITALIAN LIGHTING DESIGN SINCE 1948



Features

Use: Indoor
Type of installation: WALL, CEILING MOUNTED
Emission: DIRECT
Optics: OPAL
Colour: WHITE
Dimming: ON/OFF
Emergency: NO
L: 830mm
A: 830mm
H: 31mm
Made in: ITALY
Warranty: 5 years
Weight: 5.2kg

Tech data

Luminaire input power: 39.7W
Luminaire luminous flux: 4240lm
IP: 40
Insulation class: I
Supply voltage: 220-240V 50/60Hz
SELV: Si

Source

Light source: LED
Source power: 32W
Source luminous flux: 6298lm
Colour temperature: 4000K
CRI: >90
Colour tolerance: 3 Step MacAdam
LED lifespan: 50000h L80 B20

Compliance

CEI EN 60598-1:2015 + A11:2009. IEC 60598-2:2015 2-1

Standards

Photobiological risk: RISK GROUP 0 Certified fixture in EXEMPT GROUP, in accordance with CEI EN 62471:2010-01, IEC TR 62778:2014.

[View more product info](#)



Novalux S.r.l. via Marzabotto, 2 40050 Funo di Argelato (BO) Italy
Tel: +39 051 860558 · Fax +39 051 6647859 · Mail: info@novalux.it · VAT number 00536541204 · novalux.com
Company subject to the management and coordination by SLV GmbH

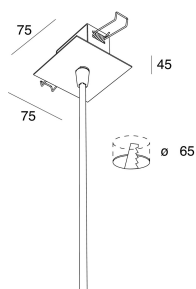
This technical data sheet is owned by Novalux S.r.l., all rights reserved. Novalux S.r.l. reserves the right to make changes without prior notice.

P-30 READY

103338.01

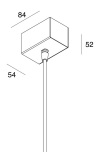
novalux
ITALIAN LIGHTING DESIGN SINCE 1948

MOUNTING ACCESSORIES



P-30: ROSONE CARTON. ALIM L=1200 3P BIA

103319.01



P-30: ROSONE LATER. ALIM L=1200 3P BIA

103320.01



Novalux S.r.l. via Marzabotto, 2 40050 Funo di Argelato (BO) Italy
Tel: +39 051 860558 · Fax +39 051 6647859 · Mail: info@novalux.it · VAT number 00536541204 · novalux.com
Company subject to the management and coordination by SLV GmbH

This technical data sheet is owned by Novalux S.r.l., all rights reserved. Novalux S.r.l. reserves the right to make changes without prior notice.