

THIS COPY IS PROVIDED ON A RESTRICTED BASIS AND IS NOT TO BE USED IN ANY WAY DETRIMENTAL TO THE INTERESTS OF PANDUIT CORP.

PANDUIT P/N	WEIGHT
P48G30M-XXYZ	SEE SHEET 2

SPECIFICATION:

1. STANDARD:

UNIT TYPE: MONITORED & SWITCHED PER OUTLET
 ORIENTATION: VERTICAL, 0U FULL
 OUTLET QTY & TYPE: (24)C13/C15, (24)C13/C15/C19
 INPUT VOLTAGE: 200-240/346-415VAC
 INPUT CURRENT: 30A (24A DERATED) (NA)/32A(EU)
 BREAKER QTY & TYPE: (6) 20AMP, SINGLE-POLE
 INPUT PHASE: THREE-PHASE, WYE
 RATED POWER: DUAL-RATED: 17.3kVA(NA) /22kVA (EU)
 INPUT PLUG: IEC 60309, 3P+N+E,6H,30A/32A(IP44)
 INPUT POWER CORD: SEE SHEET 2 PART NUMBER TABLE
 REGULATORY STANDARD: RoHS COMPLIANT

2. ADDITIONAL: NONE

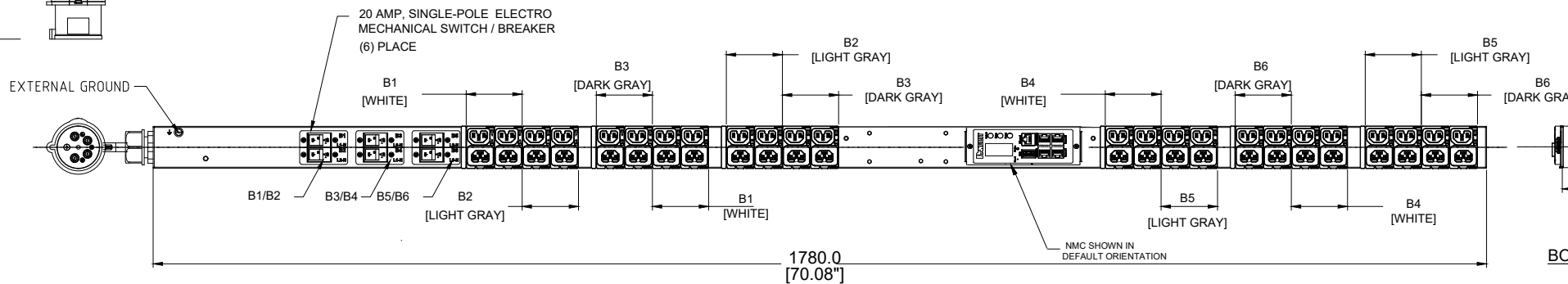
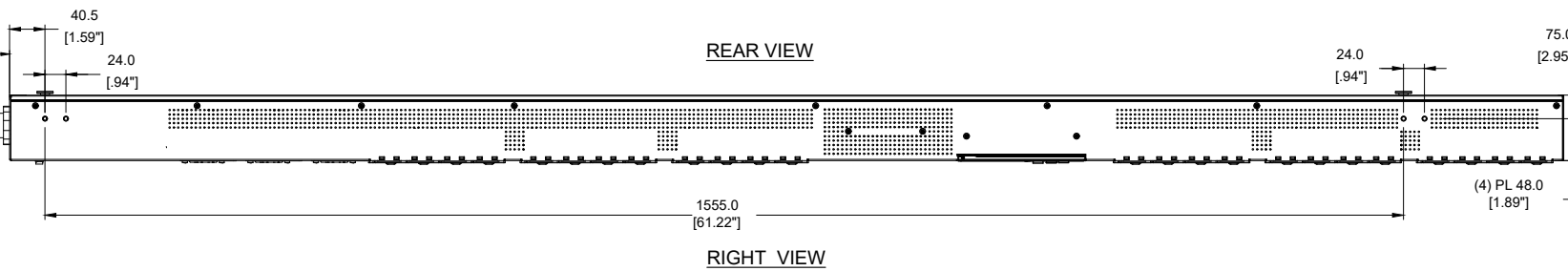
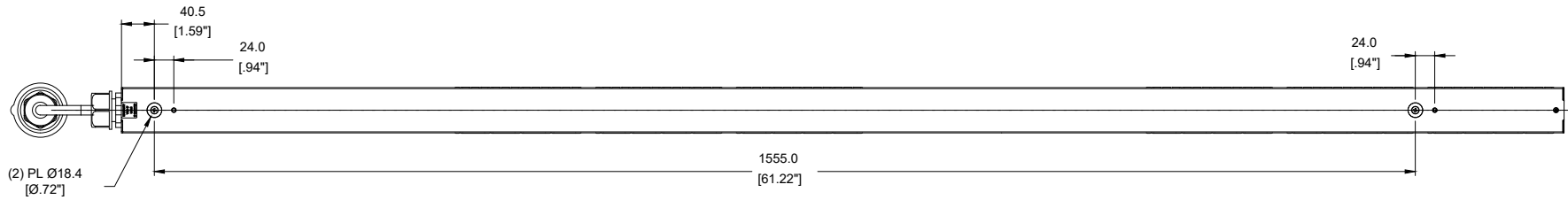
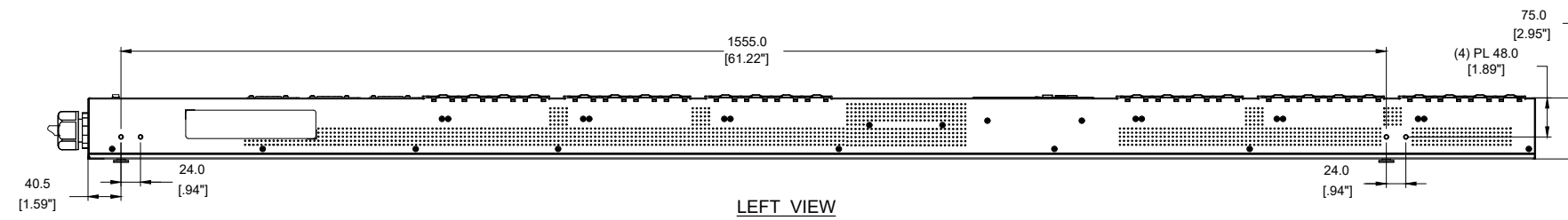
3. ACCESSORIES: (1) QUICK-START GUIDE

NOTES:

- PRIMARY DIMENSIONS ARE IN MILLIMETERS. SECONDARY DIMENSION ARE IN [INCHES]
- INSTALLATION SHALL COMPLY WITH ALL APPLICABLE NATIONAL, STATE, AND LOCAL CODES
- VISIT OUR ON-LINE CATALOG AT WWW.PANDUIT.COM FOR A CURRENT LIST OF PRODUCTS APPLICABLE FOR USE WITH THIS PART
- FOR FULL PRODUCT FUNCTIONALITY REFER TO USER MANUAL
- DRAWING VIEWS SHOW THE INPUT CORD IN THE "TOP END FED" CONFIGURATION

IDENTIFICATION

FOR FINISHED GOOD PART NUMBER & DESCRIPTION TABLE SEE SHEET 2 CONFIGURABLE PART NUMBERS: **P48G30M-XX Y Z**



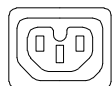
BOTTOM VIEW

XX: FINISHED GOOD COLOR BL=BLACK YL=YELLOW RD=RED BU=BLUE WH=WHITE GN=GREEN	Y: INPUT FEED TYPE 1=TOP-END FED 2=BOTTOM-END FED	Z: INPUT CORD LENGTH A=1 METER B=2 METER C=3 METER
---	--	--

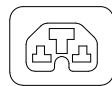
PLUG/RECEPTACLE BLOCK



PLUG
IEC 60309, 3P+N+E,6H
IP44(SPLASHPROOF)
DUAL RATED 30A(24A DERATED)/32A
346-415V MAX RATED INPUT



RECEPTACLES
C13/C15 COMBO
10A, 250V MAX RATED OUTPUT



RECEPTACLES
C13/C15/C19 COMBO
16A, 250V MAX RATED OUTPUT

01A	12/28/2022	LRF	CSH	MJD	INITIAL RELEASE	P48G30M-XXYZ
REV	DATE	BY	CHK	APR	DESCRIPTION	ECN

WE ASK THAT YOU CHECK FULLY THE DIMENSIONS, NOTES, AND SIGN THE CLIENT SIGNATURE BOX. THE JOB WILL NOT PROGRESS WITHOUT SIGNED APPROVAL. PLEASE DO NOT DELAY IN RETURNING PROOF AS IT WILL AFFECT DELIVERY		SIGN
		DATE
		PRINT
TITLE: INTELLIGENT SERIES PDU P48G30M-XXYZ CONTROL DRAWING		
ITEM REVISION NAME:		PANDUIT
DATASHEET FILE NAME:		
UNLESS OTHERWISE SPECIFIED DIMENSIONAL TOLERANCE ARE: mm [IN]		MATERIAL/COLOR: N/A
Tolerance(mm) 0-1<50 ±0.5 50-1<250 ±1.0 250-1<500 ±1.5 500-1<1000 ±2.5 1000-1<2000 ±4.0		DRAWING NUMBER: P48G30M-XXYZ_DC
THIRD ANGLE PROJECTION	DRAWN BY: LRF DATE: 12/28/2022	SCALE: NONE
	CHK: LJB	SHT 1 OF 2
		SCALE: B

2



1

THIS COPY IS PROVIDED ON A RESTRICTED BASIS AND IS NOT TO BE USED IN ANY WAY DETRIMENTAL TO THE INTERESTS OF PANDUIT CORP.

FINISHED GOOD PART	FINISHED GOOD DESCRIPTION	COLOR	INPUT CORD LENGTH	WEIGHT
P48G30M	VERTICAL,(24)C13/C15, (24)C13/C15/C19,MONITORED & SWITCHED PER OUTLET ,200-240/346-415VAC/30A (24A DERATED) (NA)/32A(EU) / 3 PHASE, TOP-END FED, 3 METER INPUT CORD, BLACK	BLACK (RAL 9005)	3M(+254mm/-127mm) 10' [+10"/-5"]	7.2kg

B

B

A

A

REV	DATE	BY	CHK	APR	DESCRIPTION	ECN
01A	12/28/2022	LRF	CSH	MJD	INITIAL RELEASE	P48G30M-XXYZ

WE ASK THAT YOU CHECK FULLY THE DIMENSIONS, NOTES, AND SIGN THE CLIENT SIGNATURE BOX. THE JOB WILL NOT PROGRESS WITHOUT SIGNED APPROVAL. PLEASE DO NOT DELAY IN RETURNING PROOF AS IT WILL AFFECT DELIVERY		SIGN
		DATE
		PRINT
TITLE INTELLIGENT SERIES PDU P48G30M-XXYZ CONTROL DRAWING		
ITEM REVISION NAME:		PANDUIT
DATASHEET FILE NAME:		
UNLESS OTHERWISE SPECIFIED DIMENSIONAL TOLERANCE ARE: mm [IN]		MATERIAL/COLOR:
Tolerance(mm) 04<50 ±0.5 50<1250 ±1.0 1250<2500 ±1.5 2500<5000 ±2.5 5000<10000 ±2.5 10000<20000 ±4.0		N/A
THIRD ANGLE PROJECTION		DRAWING NUMBER: P48G30M-XXYZ_DC
DRAWN BY	DATE	SCALE
LRF	12/28/2022	LJB NONE
SHT 2 OF 2		SCALE B

2



1