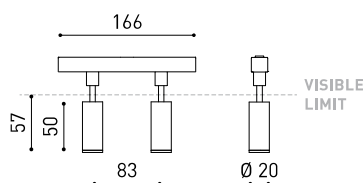




DIMENSIONS



ACCESSOIRES



TRACK 48V OPTIONS

Nom	FIT 20 48V DOUBLE 30° 2700K WTW
Référence	A3441120WTW
Couleur	Blanc Texturé - Rail Blanc
RAL	9016
Catégorie	TRACKLIGHTS

Type	LED
Flux lumineux brut	2 x 127 lm
Température de couleur	2700 K
Stabilité chromatique	MacAdam Step 3
Indice de reproduction chromatique	CRI > 90
Puissance	4,2 W
Courant	700 mA
Efficacité	60 lm/W
Durée de vie de la LED	L80B10 > 50.000h

Efficacité lumineuse	88%
Angle du faisceau lumineux	30°

Driver	Inclus
Valeurs de puissance du système	4,42 W
Tension	48Vdc
Variation d'intensité	Non Dim
Classe d'isolation électrique	II

Étanchéité	IP20
Contrôle sans fil	Veillez consulter
Angle de basculement	90°
Angle de rotation	360°
Type de rail	Track 48V
Poids	130 g
Poids avec emballage	175 g
Dimensions de l'emballage	190 x 145 x 24 mm
Unités par emballage	1
Matériaux	Aluminium / Polycarbonate

PRODUIT

SOURCE DE LUMIÈRE

LUMINAIRE | DONNÉS PHOTOMÉTRIQUES

LUMINAIRE | DONNÉS ÉLECTRIQUES

D'AUTRES DONNÉES



Fit est un projecteur pour applications de rail à basse tension disponible en cinq modèles (Ø50, Ø35, Ø35 Double, Ø20 et Ø20 Double). De géométrie cylindrique et de formes essentielles, il se distingue par son minimalisme esthétique et sa fonctionnalité, car il peut être orienté dans toutes les directions. Le périmètre de sa bouche en noir et son accessoire de type panneau à lamelles d'abeille accentuent sa vocation anti-éblouissante.

DIAGRAMME POLAIRE

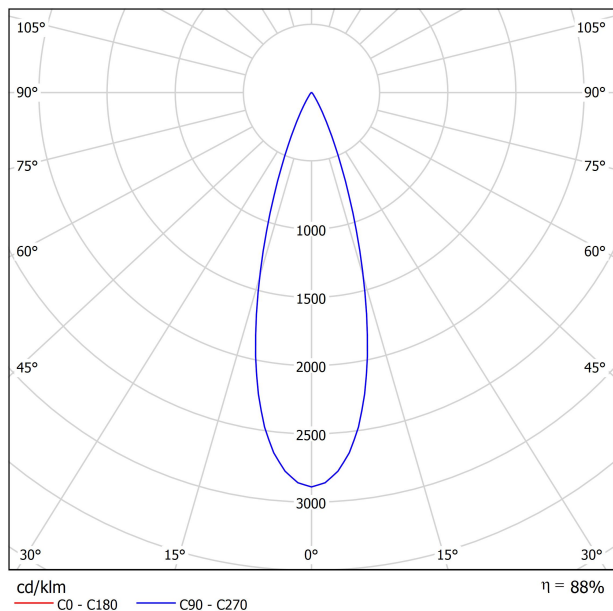
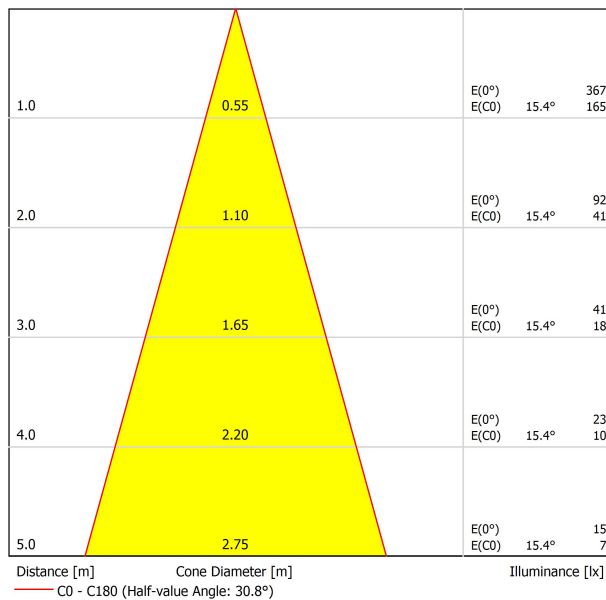
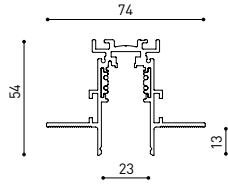


DIAGRAMME CONIQUE



TRACK 48V



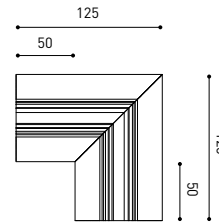
TRACK 48V TRIMLESS

TRACK 48V TRIMLESS 1m	A338-01-00-	WT	N
TRACK 48V TRIMLESS 2m	A338-02-00-	WT	N
TRACK 48V TRIMLESS 3m	A338-03-00-	WT	N
TRACK 48V TRIMLESS Corner 90° One Plane	A338-06-00-	WT	N
TRACK 48V TRIMLESS Corner 90° Two Planes	A338-07-00-	WT	N

RECOMMENDED FOR INSTALLATIONS WHERE THE PROFILE CAN BE INSTALLED BEFORE THE FALSE PLASTERBOARD CEILING (THICKNESS 12,5mm.)

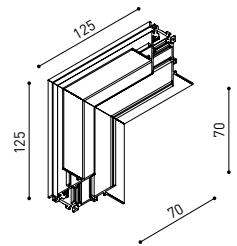


TRACK 48V TRIMLESS Corner 90° One Plane

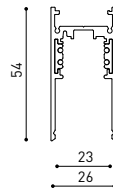


*Electrical connection not included

TRACK 48V TRIMLESS Corner 90° Two Planes



*Electrical connection not included

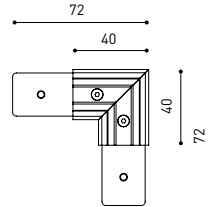


TRACK 48V SURFACE

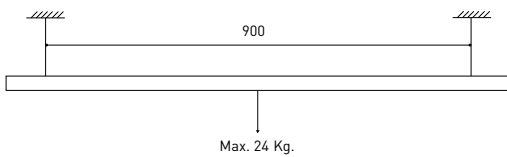
TRACK 48V SURFACE 1m	A338-11-00-	WT	NT
TRACK 48V SURFACE 2m	A338-12-00-	WT	NT
TRACK 48V SURFACE 3m	A338-13-00-	WT	NT
TRACK 48V SURFACE Corner 90° One Plane	A338-14-00-	WT	NT



TRACK 48V SURFACE Corner 90° One Plane



*Electrical connection not included



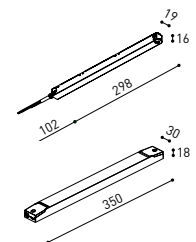
DROP VOLTAGE TABLE

POWER [W]	CABLE SECTION [mm ²]	CABLE LENGTH [m]			
		5	10	20	30
100	0,75	50	50	X	X
	1,5	50	50	40	25
150	0,75	40	15	X	X
	1,5	50	40	20	X

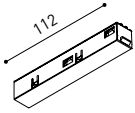
	P	V	D
CONSTANT VOLTAGE LED POWER SUPPLY 0434-01-61*	100W	48V	298 x 16 x 19 mm
0434-01-62	150W	48V	350 x 30 x 18 mm

220 V ~
240

*To be installed inside the track.

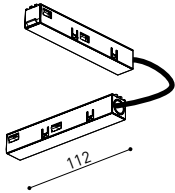


ALL 48V TRACK



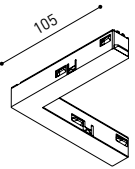
TRACK 48V Live-End Connector

A338-00-01- | W | N |



TRACK 48V Corner Connector

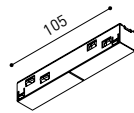
A338-00-12- | W | N |



TRACK 48V Corner 90° Connector One Plane

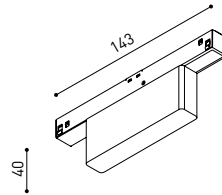
A338-00-24- | W | N |

*Not suitable for trimless version



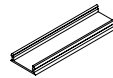
TRACK 48V Central Connector

A338-00-02- | W | N |



TRACK 48V Wireless Control

0434-01-31- | W | N | Casambi/AAG Stucchi App



TRACK 48V Cover Gap 1m

A338-00-30- | N |

TRIMLESS 48V



TRACK 48V TRIMLESS Short T-Bracket

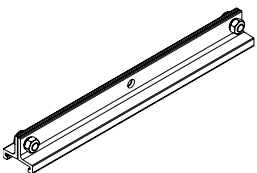
A338-00-03



TRACK 48V Clamp for M6 ROD

A338-00-09

*See accessories quantities



TRACK 48V TRIMLESS Long T-Bracket

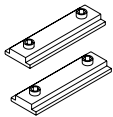
A338-00-04



TRACK 48V Track Clamp

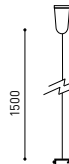
A338-00-10

*See accessories quantities



TRACK 48V TRIMLESS Straight Joiners (2 units)

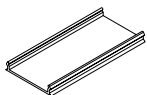
A338-00-05- | WT | N |



TRACK 48V TRIMLESS Suspension Kit

A338-00-08

*See accessories quantities



TRACK 48V TRIMLESS Plaster Installation Guard 1m

A338-00-21

*** SUGGESTED MOUNTING ACCESSORIES QUANTITIES**

1000mm - 2 Pcs.
2000mm - 3 Pcs.
3000mm - 4 Pcs.

COLOUR | N ■ RAL 9005 | W □ RAL 9016 | NT ■ RAL 9005 | WT □ RAL 9016 |

TRIMLESS, SURFACE & SUSPENSION 48V



TRACK 48V TRIMLESS & SURFACE End

A338-00-06- | WT | NT |

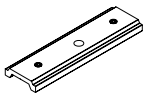


TRACK 48V TRIMLESS & SURFACE End Feed

A338-00-07- | WT | NT |

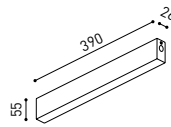
SURFACE, SUSPENSION 48V

SURFACE 48V



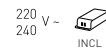
TRACK 48V SURFACE Straight Joiner

A338-00-11



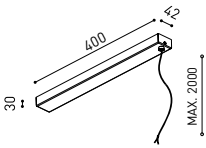
TRACK 48V Power Supply Case

A338-00-29- | NT | WT | 150 W



*To be installed aside 48V Surface Tracks

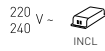
SUSPENSION 48V



TRACK 48V Wired Power Supply Case

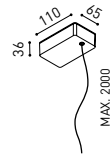
A338-00-25- | NT | WT | 150 W NO DIM

A338-00-26- | NT | WT | 150 W DIM



TRACK 48V SURFACE Suspension Kit (2 units)

A338-00-15- | WT | NT |



TRACK 48V SURFACE Suspension Feed Kit

A338-00-16- | W | N | NO DIM

A338-00-17- | W | N | DIM

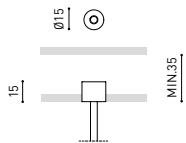
*For remote power supply

A338-00-27- | W | N | NO DIM

A338-00-28- | W | N | DIM

*For power supply inside the track

WIRE TRIMLESS ACCESSORIES



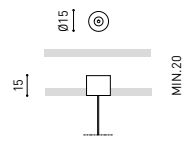
FEED

MAIN TRIMLESS*

A023-00-01- | W | N | NO DIM

MAIN THICK TRIMLESS*

A023-00-02- | W | N | DIM



FASTENING

STEEL CABLE TRIMLESS*

A023-00-05- | W | N |



MAIN TRIMLESS



MAIN THICK TRIMLESS



STEEL CABLE TRIMLESS



COLOUR | N ■ RAL 9005 | W □ RAL 9016 | NT ■ RAL 9005 | WT □ RAL 9016 |

* AS MANY PIECES AS NEEDED ACCORDING TO YOUR PRODUCT



Fuente de luz (LED) reemplazable por un profesional autorizado
 Replaceable (LED only) light source by an authorized professional.
 Source lumineuse (LED) remplaçable par un professionnel agréé
 Sorgente luminosa (LED) sostituibile da parte di un professionista autorizzato
 Austauschbare (LED) Lichtquelle durch einen autorisierten Fachmann



Equipo de control reemplazable por un profesional autorizado
 Replaceable control gear by an authorized professional
 Dispositif de commande remplaçable par un professionnel agréé
 Alimentatore sostituibile da parte di un professionista autorizzato
 Auswechselbares Betriebsgerät durch autorisierten Fachmann

INSTRUCCIONES PARA EL FINAL DE VIDA Y LA ELIMINACIÓN LOS COMPONENTES
 INSTRUCTIONS ON END-OF-LIFE AND COMPONENT DISPOSAL
 INSTRUCTIONS POUR LA GESTION DES COMPOSANTS EN FIN DE VIE ET LEUR MISE AU REBUT
 ISTRUZIONI PER IL FINE VITA E LO SMALTIMENTO DEI COMPONENTI
 ANWEISUNGEN ZUR ENTSORGUNG DER LEUCHTENKOMPONENTEN



Interrumpir la alimentación del aparato
 Cut the power supply to the luminaire
 Couper l'alimentation du luminaire
 Interrompere l'alimentazione dell'apparecchio
 Stromversorgung der Leuchte unterbrechen



Quitar la(s) fuente(s) de luz para el desecho
 Remove light source(s) for disposal
 Retirer la (les) source(s) lumineuse(s) pour l'élimination
 Rimuovere la/le sorgente/e di luce per lo smaltimento
 Lichtquelle(n) zur Entsorgung entfernen



Quitar la batería para el desecho
 Remove the battery for decommissioning
 Retirer la batterie pour sa mise au rebut
 Rimuovere la batteria per la dismissione
 Die Batterie ordnungsgemäß entsorgen



Quitar el equipo de control para el desecho
 Remove control gear for disposal
 Retirer le dispositif de commande pour l'élimination
 Rimuovere l'alimentatore per lo smaltimento
 Betriebsgerät zur Entsorgung ausbauen

Enviar los materiales a un centro de recogida RAEE
 Send the materials to a WEEE collection centre
 Envoyer les matériaux dans une déchetterie DEEE
 Inviare i materiali ad un centro di raccolta RAEE
 Die Materialien in einem WEEE-Zentrum entsorgen

