



ENTRELEC | ENTRELEC SNA

TE Internal #: 1SNA165130R2300

Modular Terminal Blocks, Ground, Screw Clamp Terminal Block, Green, Product Spacing .471 in [12 mm], 2 Position, Screw Terminal, Signal, ENTRELEC SNA

[View on TE.com >](#)

Connectors > Terminal Blocks & Strips > Modular Terminal Blocks



Block Function: **Ground**

Modular Terminal Block Product Type: **Screw Clamp Terminal Block**

Rated Cross Section: **16 mm<sup>2</sup>**

Primary Product Color: **Green**

## Features

### Product Type Features

Modular Terminal Block Product Type	Screw Clamp Terminal Block
-------------------------------------	----------------------------

### Configuration Features

Gauge Type	B7
Number of Levels	1
Number of Poles	2
Number of Circuits	1
Block Function	Ground
Number of Positions	2

### Electrical Characteristics

Short-Time Withstanding Current Rating @ 1s	1920 A
---	--------

### Body Features

Product Weight	40 g
Primary Product Color	Green

### Termination Features

Termination Method to Wire & Cable	Screw Terminal
------------------------------------	----------------

### Mechanical Attachment

DIN Rail Mounting Type	G32, TH35-15, TH35-7.5
Tightening Torque	10.6 in-lbs

Connector Mounting Type	DIN Rail
-------------------------	----------

### Housing Features

Housing Material	Polyamide 6.6
------------------	---------------

### Dimensions

Main Circuit Capacity - 1 Rigid Stranded Conductor per Screw Clamp	2.5 – 25 mm <sup>2</sup>
--	--------------------------

Wire Stripping Length	14 mm[.55 in]
-----------------------	---------------

Main Circuit Capacity - 1 Flexible Conductor per Spring Clamp	4 – 16 mm <sup>2</sup>
---	------------------------

Tool Size	5.5 mm[.217 in]
-----------	-----------------

Product Depth	40.5 mm
---------------	---------

Product Width	12 mm[.471 in]
---------------	----------------

Product Length	40.5 mm
----------------	---------

Product Height	49 mm
----------------	-------

Rated Cross Section	16 mm <sup>2</sup>
---------------------	--------------------

Product Spacing	12 mm[.471 in]
-----------------	----------------

Wire Size	16 mm <sup>2</sup>
-----------	--------------------

### Usage Conditions

Storage Temperature Range	-55 – 110 °C[-67 – 230 °F]
---------------------------	----------------------------

Installation Temperature Range	-5 – 40 °C[23 – 104 °F]
--------------------------------	-------------------------

Operating Temperature Range	-55 – 110 °C[-67 – 230 °F]
-----------------------------	----------------------------

### Operation/Application

Circuit Application	Signal
---------------------	--------

### Industry Standards

UL Flammability Rating	UL 94V-0
------------------------	----------

### Product Compliance

[For compliance documentation, visit the product page on TE.com>](#)

EU RoHS Directive 2011/65/EU	Compliant with Exemptions
------------------------------	---------------------------

EU ELV Directive 2000/53/EC	Compliant with Exemptions
-----------------------------	---------------------------

China RoHS 2 Directive MIIT Order No 32, 2016	Restricted Materials Above Threshold
---	--------------------------------------

EU REACH Regulation (EC) No. 1907/2006	Current ECHA Candidate List: JUNE 2022 (224)
--	--



Candidate List Declared Against: JUNE 2022 (224)

SVHC > Threshold:

Pb (.35% in Component Part)

**Article Safe Usage Statements:**

Do not eat, drink or smoke when using this product. Wash thoroughly after handling. Recycle if possible and dispose of the article by following all applicable governmental regulations relevant to your geographic location.

Halogen Content

Low Halogen - Br, Cl, F, I < 900 ppm per homogenous material. Also BFR/CFR/PVC Free

Solder Process Capability

Not reviewed for solder process capability

**Product Compliance Disclaimer**

This information is provided based on reasonable inquiry of our suppliers and represents our current actual knowledge based on the information they provided. This information is subject to change. The part numbers that TE has identified as EU RoHS compliant have a maximum concentration of 0.1% by weight in homogenous materials for lead, hexavalent chromium, mercury, PBB, PBDE, DBP, BBP, DEHP, DIBP, and 0.01% for cadmium, or qualify for an exemption to these limits as defined in the Annexes of Directive 2011/65/EU (RoHS2). Finished electrical and electronic equipment products will be CE marked as required by Directive 2011/65/EU. Components may not be CE marked. Additionally, the part numbers that TE has identified as EU ELV compliant have a maximum concentration of 0.1% by weight in homogenous materials for lead, hexavalent chromium, and mercury, and 0.01% for cadmium, or qualify for an exemption to these limits as defined in the Annexes of Directive 2000/53/EC (ELV). Regarding the REACH Regulation, the information TE provides on SVHC in articles for this part number is based on the latest European Chemicals Agency (ECHA) 'Guidance on requirements for substances in articles' posted at this URL: <https://echa.europa.eu/guidance-documents/guidance-on-reach>

## Compatible Parts

TE Part # 1SNA114825R0500  
SCFM6


TE Part # 1SNA234000R0200  
RC810

TE Part # 1SNA238000R1600  
RC1010


TE Part # 1SNA236500R0600  
RCT810

TE Part # 1SNA399903R0200  
BADL

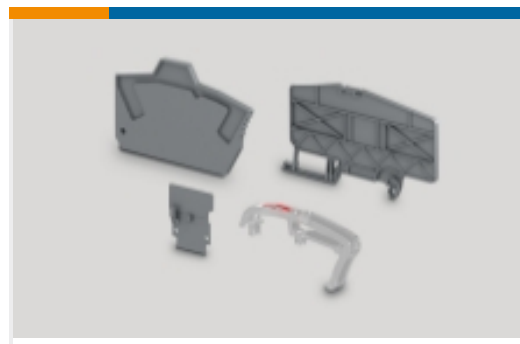
Also in the Series | **ENTRELEC SNA**



Modular Terminal Blocks(182)



Terminal Block & Strip Conducting Accessories(26)



Terminal Block & Strip Insulating Accessories(14)

## Customers Also Bought



TE Part #T1310100120-000  
H10B-TS-RO-M20



TE Part #1SNA115118R1100  
M6/8



TE Part #1SNA115124R0700  
M35/16



TE Part #1SNA125129R1600  
M16/12.N



TE Part #1SNA165111R1400  
M35/16.P



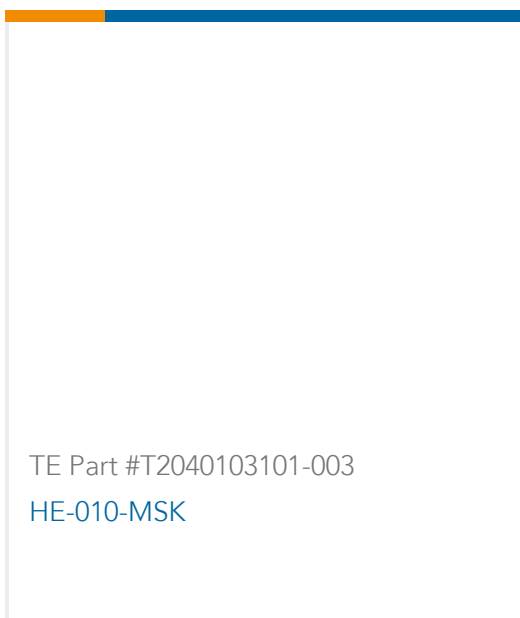
TE Part #T2120100219-000  
ZGG-10DSTK,1-7,2-8,3-9,4-6,5-10



TE Part #T2120100220-000  
ZGGP-H10BSK 1-7/2-8/3-9/4-6/5-10



TE Part #T2120160202-000  
ZGG-16DST (1-2/3-4/5-8/6-7)



TE Part #T2040103101-003  
HE-010-MSK



TE Part #T2120100227-000  
ZGGP-H10BS(1-6/3-4/5-10)

## Documents

### Product Drawings

M16/12.P

English

### CAD Files

3D PDF

3D

### Customer View Model

ENG\_CVM\_CVM\_1SNA165130R2300\_E.2d\_dxf.zip

1SNA165130R2300

Modular Terminal Blocks, Ground, Screw Clamp Terminal Block, Green, Product Spacing .471 in [12 mm], 2 Position, Screw Terminal, Signal, ENTRELEC SNA



English

**Customer View Model**

[ENG\\_CVM\\_CVM\\_1SNA165130R2300\\_E.3d\\_igs.zip](#)

English

**Customer View Model**

[ENG\\_CVM\\_CVM\\_1SNA165130R2300\\_E.3d\\_stp.zip](#)

English

By downloading the CAD file I accept and agree to the [Terms and Conditions](#) of use.

## Datasheets & Catalog Pages

[Catalogue - ENTRELEC terminal-blocks-sna-series](#)

English

[M16/12.P](#)

English

[ENTRELEC Terminal Blocks Catalogue \(RUS\)](#)