


22260733	DATA SHEET	
Valid from: 09.11.2018	AB-C8-M12MS-(L*)PUR-SH	

Product description

Sensor/actuator cable, 8-pos., PUR black, straight plug M12 on free conductor end, shielded.



Product variations

Article number	Article description	Length (L*) [m]
22260733	AB-C8-M12MS-5,0PUR-SH	5

This datasheet is also valid for other length configurations. Other lengths upon request.

M12 connector


General properties

Coding	A
Protection degree	IP65/IP67/IP68
Number of contacts	8
Ambient temperature	-25 °C to +90 °C
Rated voltage	30 V
Rated current	2 A
Insulation resistance	≥ 100 MΩ
Volume resistance	≤ 5 mΩ
Overvoltage category	II
Pollution degree	3
Tightening torque	0.4 Nm
Mating cycles	100

Materials

Contact carrier	TPU GF
Contact carrier, inflammability class in accordance with UL 94	HB
Material, contacts	CuSn
Contact surface	Ni/Au
Material, grip body	TPU
Material, knurl	zinc die-cast, nickel-plated
Material, sealing	NBR

Creator: MANA2/PDP Released: IVSE1/PDP	Document: DB22260733EN Version: 04	Page 1 of 3
---	---------------------------------------	-------------

22260733	DATA SHEET	
Valid from: 09.11.2018	AB-C8-M12MS-(L*)PUR-SH	


Cable

Signal line, construction	32 x 0.10 mm
Signal line, AWG	24
Conductor, material	stranded of bare copper wire
Conductor, cross section	0.25 mm ²
Number of cores	8
Core identification code	white (1), brown (2), green (3), yellow (4), grey (5), pink (6), blue (7), red (8)
Outer diameter, core insulation	1.17 mm
Core insulation, material	PP
Screening	braid of copper wire
Coverage	85 %
Outer sheath	PUR
Outer sheath, color	black similar to RAL 9005
Outer diameter, cable	5.9 mm
Ambient temperature, fixed installation	-40 °C to +80 °C
Ambient temperature, flexing	-25 °C to +80 °C
Minimum bending radius, fixed installation	8 x cable diameter
Minimum bending radius, flexing	10 x cable diameter
Travel length	10 m
Travel speed	3 m/s
Acceleration	10 m/s ²
Number of bending cycles	4.000.000
Nominal voltage	≤ 300 V
Test voltage	≥ 3000 V
Flame retardance	flame retardant acc. to UL FT-2 UL 758/1581 (horizontal) UL 758/1581 FT2 DIN EN 60332-2-2 (20s)
Halogen free	halogen free acc. to DIN VDE 0472 Part 815 DIN EN 50267-2-1
Other resistances	resistant to hydrolysis and microbes limited UV resistance acc. to DIN EN ISO 4892-2-A

Standards/Approvals

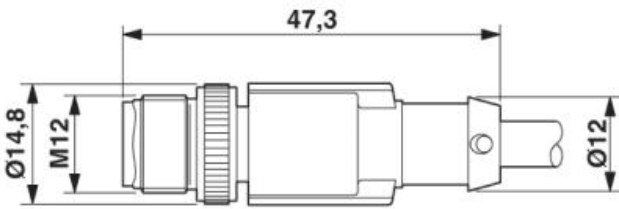
Product standard, M12 connector	IEC 61076-2-101
UL-listed, E-File	E249137

Creator: MANA2/PDP Released: IVSE1/PDP	Document: DB22260733EN Version: 04	Page 2 of 3
---	---------------------------------------	-------------

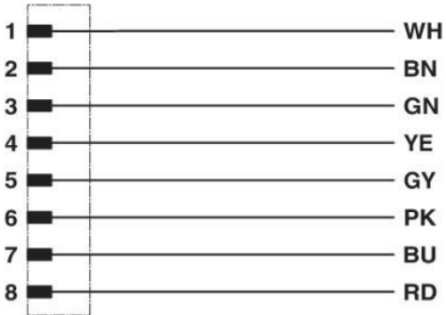
22260733	DATA SHEET	
Valid from: 09.11.2018	AB-C8-M12MS-(L*)PUR-SH	

Drawings

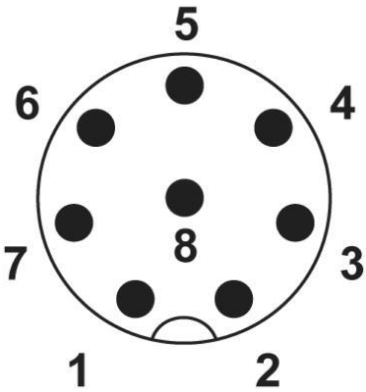
Dimensioned drawing, M12 connector



Wiring diagram



Pin assignment



Cable



Core identification code: white (1), brown (2), green (3), yellow (4), grey (5), pink (6), blue (7), red (8)

Note

Photographs are not true to scale and do not represent detailed images of the respective products.

Creator: MANA2/PDP Released: IVSE1/PDP	Document: DB22260733EN Version: 04	Page 3 of 3
---	---------------------------------------	-------------