

# EDY L

109603.21

novalux

ITALIAN LIGHTING DESIGN SINCE 1948



## Features

Use: Indoor  
Type of installation: SUSPENDED, CEILING MOUNTED  
Emission: DIRECT  
Colour: CAPPUCCINO  
L: 1680mm  
A: 53mm  
H: 69mm  
Made in: ITALY  
Warranty: 5 years

## Tech data

Luminaire input power: 72W  
IP: 20  
Insulation class: I  
Supply voltage: 220-240V 50/60Hz  
SELV: No

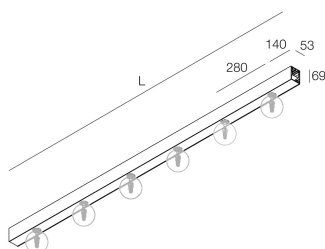
## Source

Fitting: E27  
Source power: 6X12W MAX

## Compliance

CEI EN 60598-1:2015 + A11:2009. IEC 60598-2:2015 2-2

[View more product info](#)

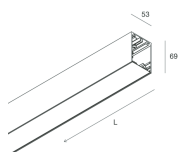


Novalux S.r.l. via Marzabotto, 2 40050 Funo di Argelato (BO) Italy  
Tel: +39 051 860558 · Fax +39 051 6647859 · Mail: info@novalux.it · VAT number 00536541204 · novalux.com  
Company subject to the management and coordination by SLV GmbH

This technical data sheet is owned by Novalux S.r.l., all rights reserved. Novalux S.r.l. reserves the right to make changes without prior notice.

## COMPLETION ACCESSORIES

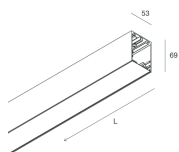
---



EDY L: MOD. CIECO 1120 CAP

109605.21

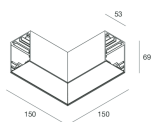
---



EDY L: MOD. CIECO 1680 CAP

109606.21

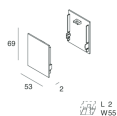
---



EDY L: MOD. CIECO ANG 150 CAP

109607.21

---



HERO: COPPIA TESTATE CAP

108684.21

---

## MOUNTING ACCESSORIES

---



HERO: SOSPL3000 1PZ. TESTA/CODA

108685.99

---



HERO: SOSPL3000 1PZ. UNIONE

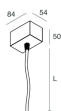
108686.99

---



KIT ALIMENTAZIONE L1200 3P CAP

108919.21



KIT ALIMENTAZIONE L3000 3P CAP

108920.21