

## Features

Use: Indoor  
Type of installation: SUSPENDED, CEILING MOUNTED  
Emission: DIRECT  
Optics: BATWING  
Colour: WHITE  
Dimming: ON/OFF  
Emergency: Autonomy 1h/Recharge time 12h  
L: 1500mm  
A: 70mm  
H: 40mm  
Warranty: 5 years except battery  
Weight: 3.5kg

## Tech data

Luminaire input power: 53W  
Luminaire luminous flux: 8177lm  
Luminous flux in emergency: 11%  
IP: 40  
Insulation class: I  
Supply voltage: 220-240V 50/60Hz

## Source

Light source: LED  
Source power: 46W  
Source luminous flux: 8480lm  
Colour temperature: 4000K  
CRI: >80  
LED lifespan: 50000h L70 B20

## Compliance

CEI EN 60598-1:2015 + A11:2009. IEC 60598-2:2015 2-1, 2-22

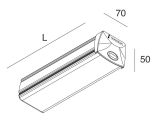
## Standards

Photobiological risk: RISK GROUP 0 Certified fixture in EXEMPT GROUP, in accordance with CEI EN 62471:2010-01, IEC TR 62778:2014.  
CAM edilizia: The product complies with the requirements for public buildings, ministerial decree of 23rd June 2022 n.256.

[View more product info](#)

## COMPLETION ACCESSORIES

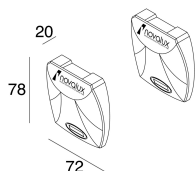
---



LI-NEAR: MOD.TERMINALE L=210MM+TEST+SC

**107204.01**

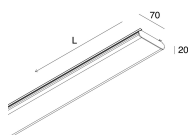
---



LI-NEAR: TESTATE INIZIO-LINEA (COPPIA)

**107205.01**

---



LI-NEAR: MODULO CIECO 1,50M BIA+2 SCUR

**107206.01**

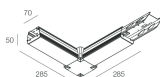
---



LI-NEAR: CONNETTORE 8 POLI CON MORSETTI

**107226.99**

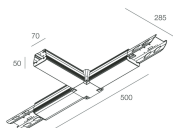
---



LI-NEAR: GIUNTO A "L" 8 POLI

**107224.01**

---



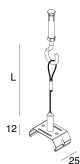
LI-NEAR: GIUNTO A "T" 8 POLI

**107225.01**

---

## MOUNTING ACCESSORIES

---



LI-NEAR: KIT SOSPENSIONE 3M 1 PZ.

**107207.99**

---



LI-NEAR: KIT FISSAGGIO PLAFONE (COPPIA)

**107209.99**