


Cable Bundle Organizing Tool

The Panduit cable bundle organizing tool efficiently arranges up to 24 data cables to optimize bundle size and improve installed appearance. The organized cables can then be easily secured using Panduit® Tak-Ty® Hook & Loop Cable Ties. Two insert sizes accommodate a wide range of cable diameters for greater installation flexibility. The tool's ergonomic, compact design is comfortable for installers to handle and also works well in tight spaces. This user-friendly tool reduces cable installation time up to 50%.



Jacket Cover with Hook and Loop Fastener



24-Slot Inserts



Key Features

Benefits

Pre-formed slots	Arrange cables in up to 24 positions for optimal bundle size and aesthetics
Two insert sizes	Accommodate a wide range of data cable diameters for greater installation flexibility
Fluorescent colored inserts	Bright green and yellow inserts can easily be seen in dimly lit areas and contrast with standard cable colors making the tool easy to locate on the bundle
Pocket and boss	Aligns two inserts for twist-free bundling from the middle of the bundle for greater convenience (see Step 1 on back page)
Ergonomic, compact design	Easy to handle and manage in spaces with limited access; reduces installer fatigue and increases productivity
Low friction design	Allows tool to glide smoothly across cable bundle to reduce installation time and effort
Smooth edges	Safe for use on network cables; prevents cable abrasion

Complementary Products

As cables are organized, apply Panduit® Tak-Ty® Hook & Loop Cable Ties to retain the bundle size and shape.

- Soft premium hook and loop material is safe on network cables
- Releasable and reusable multiple times
- Broad selection of durable designs and sizes
- Flame retardant styles – UL Listed for use in plenum or air handling spaces
- A full range of colors



Cable Bundle Organizing Tool

Ordering Information

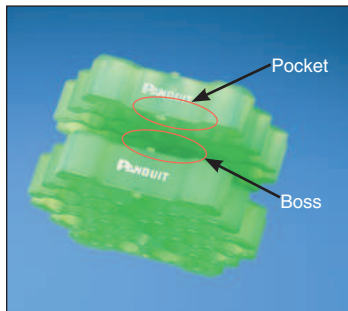
Part Number	Description	Recommended for Cable Outer Diameter Range	Use the Following Insert	Insert Used with the Following Panduit Cable Types	Std. Pkg. Qty.*	Std. Ctn. Qty.
CBOT24K	Kit contains jacket cover with hook and loop fastener and two inserts.	0.180" – 0.248" (4.57mm – 6.30mm)	Fluorescent Green	TX5500™ Category 5e UTP TX6000™ Category 6 UTP	1	10
		0.230" – 0.325" (5.84mm – 8.26mm)	Fluorescent Yellow	TX6500™ Enhanced Category 6 TX6A™ 10Gig™ Category 6A** All Shielded Cables		

*Order number required in multiples of Standard Package Quantity.

**When using the CBOT24K on 10 Gigabit cables, it is recommended that Panduit 10Gig™ Category 6A cables be used for optimum performance of installed cable. See www.panduit.com for cable details.

Installation Instructions

The steps below outline how easy it is to use the Panduit cable bundle organizing tool starting from the middle of the bundle outwards, using two tools. For starting at the end of the bundle, follow the same steps using only one tool. (Use above table to select appropriate insert based on cable diameter/type.)




Step 1

Use the unique pocket and boss features to align two same color inserts. Hold both together.



Step 2

Insert cables, one at a time, into the pre-formed slots of both inserts until all cables are installed.



Step 3

Pull the two inserts apart.



Step 4

Place the jacket cover around each insert and secure with the attached hook and loop fastener.



Step 5

Guide the tool along the bundle length to organize the cables, stopping at desired intervals to apply Panduit® Tak-Ty® Hook & Loop Cable Ties.



Step 6

When completed, slide tool off of cable bundle. The Panduit cable bundle organizing tool reduces installation time up to 50% and delivers a professional, organized installation.

WORLDWIDE SUBSIDIARIES AND SALES OFFICES

PANDUIT CANADA
Markham, Ontario
cs-cdn@panduit.com
Phone: 800.777.3300

PANDUIT EUROPE LTD.
London, UK
cs-emea@panduit.com
Phone: 44.20.8601.7200

PANDUIT SINGAPORE PTE. LTD.
Republic of Singapore
cs-ap@panduit.com
Phone: 65.6305.7575

PANDUIT JAPAN
Tokyo, Japan
cs-japan@panduit.com
Phone: 81.3.6863.6000

PANDUIT LATIN AMERICA
Guadalajara, Mexico
cs-la@panduit.com
Phone: 52.33.3777.6000

PANDUIT AUSTRALIA PTY. LTD.
Victoria, Australia
cs-aus@panduit.com
Phone: 61.3.9794.9020

For a copy of Panduit product warranties, log on to www.panduit.com/warranty

For more information

Visit us at www.panduit.com

Contact Customer Service by email: cs@panduit.com
or by phone: 800.777.3300

PANDUIT®

©2014 Panduit Corp.
ALL RIGHTS RESERVED.
Product Bulletin Number **CTCB48--WW-ENG**
Replaces SA-CTCB32
6/2014