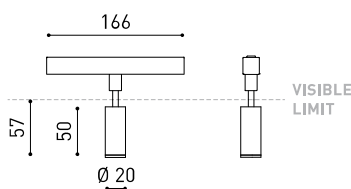




## DIMENSIONS



## ACCESSOIRES



TRACK 48V OPTIONS

|           |                            |
|-----------|----------------------------|
| Nom       | FIT 20 48V 12° 2700K WTW   |
| Référence | A3440110WTW                |
| Couleur   | Blanc Texturé - Rail Blanc |
| RAL       | 9016                       |
| Catégorie | TRACKLIGHTS                |

|                                    |                  |
|------------------------------------|------------------|
| Type                               | LED              |
| Flux lumineux brut                 | 127 lm           |
| Température de couleur             | 2700 K           |
| Stabilité chromatique              | MacAdam Step 3   |
| Indice de reproduction chromatique | CRI > 90         |
| Puissance                          | 2,1 W            |
| Courant                            | 700 mA           |
| Efficacité                         | 60 lm/W          |
| Durée de vie de la LED             | L80B10 > 50.000h |

|                            |     |
|----------------------------|-----|
| Efficacité lumineuse       | 87% |
| Angle du faisceau lumineux | 12° |

|                                 |         |
|---------------------------------|---------|
| Driver                          | Inclus  |
| Valeurs de puissance du système | 2,21 W  |
| Tension                         | 48Vdc   |
| Variation d'intensité           | Non Dim |
| Classe d'isolation électrique   | II      |

|                           |                           |
|---------------------------|---------------------------|
| Étanchéité                | IP20                      |
| Contrôle sans fil         | Veillez consulter         |
| Angle de basculement      | 90°                       |
| Angle de rotation         | 360°                      |
| Type de rail              | Track 48V                 |
| Poids                     | 90 g                      |
| Poids avec emballage      | 135 g                     |
| Dimensions de l'emballage | 190 x 145 x 24 mm         |
| Unités par emballage      | 1                         |
| Matériaux                 | Aluminium / Polycarbonate |

## PRODUIT

## SOURCE DE LUMIÈRE

## LUMINAIRE | DONNÉS PHOTOMÉTRIQUES

## LUMINAIRE | DONNÉS ÉLECTRIQUES

## D'AUTRES DONNÉES



Fit est un projecteur pour applications de rail à basse tension disponible en cinq modèles (Ø50, Ø35, Ø35 Double, Ø20 et Ø20 Double). De géométrie cylindrique et de formes essentielles, il se distingue par son minimalisme esthétique et sa fonctionnalité, car il peut être orienté dans toutes les directions. Le périmètre de sa bouche en noir et son accessoire de type panneau à lamelles d'abeille accentuent sa vocation anti-éblouissante.

DIAGRAMME POLAIRE

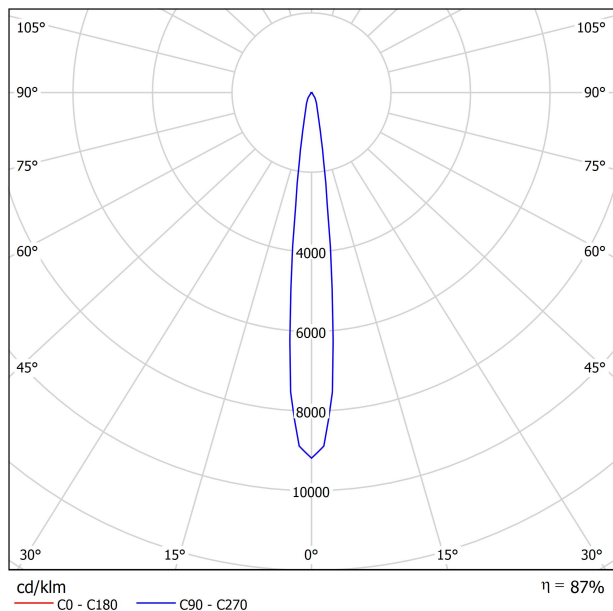
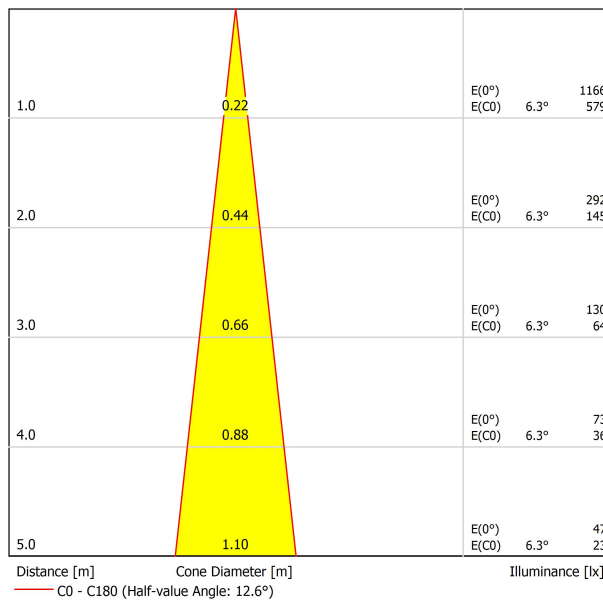
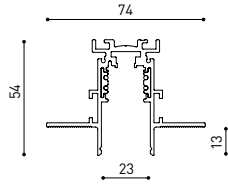


DIAGRAMME CONIQUE



# TRACK 48V



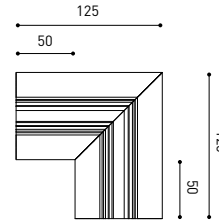
## TRACK 48V TRIMLESS

|  |             |    |   |
|--|-------------|----|---|
| TRACK 48V TRIMLESS 1m                    | A338-01-00- | WT | N |
| TRACK 48V TRIMLESS 2m                    | A338-02-00- | WT | N |
| TRACK 48V TRIMLESS 3m                    | A338-03-00- | WT | N |
| TRACK 48V TRIMLESS Corner 90° One Plane  | A338-06-00- | WT | N |
| TRACK 48V TRIMLESS Corner 90° Two Planes | A338-07-00- | WT | N |

RECOMMENDED FOR INSTALLATIONS WHERE THE PROFILE CAN BE INSTALLED BEFORE THE FALSE PLASTERBOARD CEILING (THICKNESS 12,5mm.)

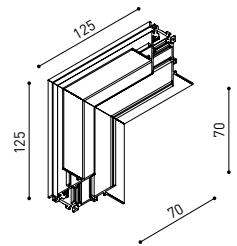


### TRACK 48V TRIMLESS Corner 90° One Plane

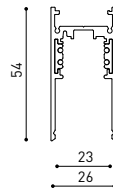


\*Electrical connection not included

### TRACK 48V TRIMLESS Corner 90° Two Planes



\*Electrical connection not included

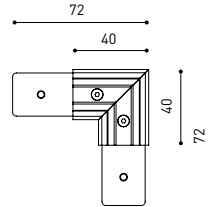


## TRACK 48V SURFACE

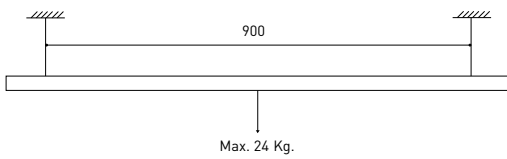
|  |             |    |    |
|--|-------------|----|----|
| TRACK 48V SURFACE 1m                   | A338-11-00- | WT | NT |
| TRACK 48V SURFACE 2m                   | A338-12-00- | WT | NT |
| TRACK 48V SURFACE 3m                   | A338-13-00- | WT | NT |
| TRACK 48V SURFACE Corner 90° One Plane | A338-14-00- | WT | NT |



### TRACK 48V SURFACE Corner 90° One Plane



\*Electrical connection not included



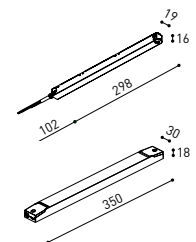
### DROP VOLTAGE TABLE

| POWER [W] | CABLE SECTION [mm <sup>2</sup> ] | CABLE LENGTH [m] |    |    |    |
|-----------|----------------------------------|------------------|----|----|----|
|           |                                  | 5                | 10 | 20 | 30 |
| 100       | 0,75                             | 50               | 50 | X  | X  |
|           | 1,5                              | 50               | 50 | 40 | 25 |
| 150       | 0,75                             | 40               | 15 | X  | X  |
|           | 1,5                              | 50               | 40 | 20 | X  |

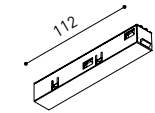
|   | P    | V   | D                |
|---|------|-----|------------------|
| CONSTANT VOLTAGE LED POWER SUPPLY 0434-01-61* | 100W | 48V | 298 x 16 x 19 mm |
| 0434-01-62                                    | 150W | 48V | 350 x 30 x 18 mm |

220 V ~  
240

\*To be installed inside the track.

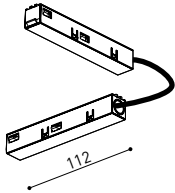


ALL 48V TRACK



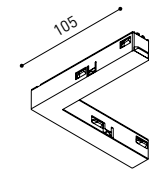
TRACK 48V Live-End Connector

A338-00-01- | W | N |



TRACK 48V Corner Connector

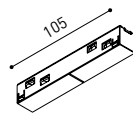
A338-00-12- | W | N |



TRACK 48V Corner 90° Connector One Plane

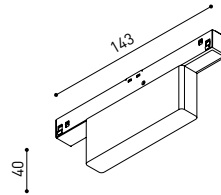
A338-00-24- | W | N |

\*Not suitable for trimless version



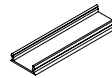
TRACK 48V Central Connector

A338-00-02- | W | N |



TRACK 48V Wireless Control

0434-01-31- | W | N | Casambi/AAG Stucchi App



TRACK 48V Cover Gap 1m

A338-00-30- | N |

TRIMLESS 48V



TRACK 48V TRIMLESS Short T-Bracket

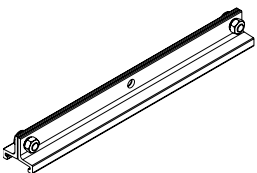
A338-00-03



TRACK 48V Clamp for M6 ROD

A338-00-09

\*See accessories quantities



TRACK 48V TRIMLESS Long T-Bracket

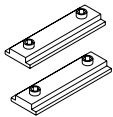
A338-00-04



TRACK 48V Track Clamp

A338-00-10

\*See accessories quantities



TRACK 48V TRIMLESS Straight Joiners (2 units)

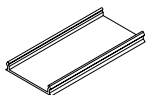
A338-00-05- | WT | N |



TRACK 48V TRIMLESS Suspension Kit

A338-00-08

\*See accessories quantities



TRACK 48V TRIMLESS Plaster Installation Guard 1m

A338-00-21

\* SUGGESTED MOUNTING ACCESSORIES QUANTITIES

1000mm - 2 Pcs.  
2000mm - 3 Pcs.  
3000mm - 4 Pcs.

COLOUR | N ■ RAL 9005 | W □ RAL 9016 | NT ■ RAL 9005 | WT □ RAL 9016 |

## TRIMLESS, SURFACE & SUSPENSION 48V



### TRACK 48V TRIMLESS & SURFACE End

A338-00-06- | WT | NT |

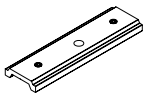


### TRACK 48V TRIMLESS & SURFACE End Feed

A338-00-07- | WT | NT |

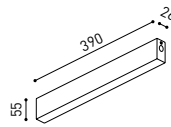
## SURFACE, SUSPENSION 48V

## SURFACE 48V



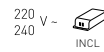
### TRACK 48V SURFACE Straight Joiner

A338-00-11



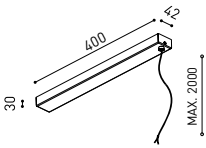
### TRACK 48V Power Supply Case

A338-00-29- | NT | WT | 150 W



\*To be installed aside 48V Surface Tracks

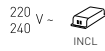
## SUSPENSION 48V



### TRACK 48V Wired Power Supply Case

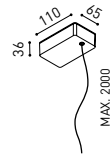
A338-00-25- | NT | WT | 150 W NO DIM

A338-00-26- | NT | WT | 150 W DIM



### TRACK 48V SURFACE Suspension Kit (2 units)

A338-00-15- | WT | NT |



### TRACK 48V SURFACE Suspension Feed Kit

A338-00-16- | W | N | NO DIM

A338-00-17- | W | N | DIM

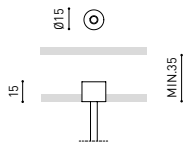
\*For remote power supply

A338-00-27- | W | N | NO DIM

A338-00-28- | W | N | DIM

\*For power supply inside the track

## WIRE TRIMLESS ACCESSORIES



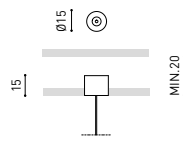
### FEED

#### MAINS TRIMLESS\*

A023-00-01- | W | N | NO DIM

#### MAINS THICK TRIMLESS\*

A023-00-02- | W | N | DIM



### FASTENING

#### STEEL CABLE TRIMLESS\*

A023-00-05- | W | N |



MAINS TRIMLESS



MAINS THICK TRIMLESS



STEEL CABLE TRIMLESS



COLOUR | N ■ RAL 9005 | W □ RAL 9016 | NT ■ RAL 9005 | WT □ RAL 9016 |

\* AS MANY PIECES AS NEEDED ACCORDING TO YOUR PRODUCT



Fuente de luz (LED) reemplazable por un profesional autorizado  
 Replaceable (LED only) light source by an authorized professional.  
 Source lumineuse (LED) remplaçable par un professionnel agréé  
 Sorgente luminosa (LED) sostituibile da parte di un professionista autorizzato  
 Austauschbare (LED) Lichtquelle durch einen autorisierten Fachmann



Equipo de control reemplazable por un profesional autorizado  
 Replaceable control gear by an authorized professional  
 Dispositif de commande remplaçable par un professionnel agréé  
 Alimentatore sostituibile da parte di un professionista autorizzato  
 Auswechselbares Betriebsgerät durch autorisierten Fachmann

INSTRUCCIONES PARA EL FINAL DE VIDA Y LA ELIMINACIÓN LOS COMPONENTES  
 INSTRUCTIONS ON END-OF-LIFE AND COMPONENT DISPOSAL  
 INSTRUCTIONS POUR LA GESTION DES COMPOSANTS EN FIN DE VIE ET LEUR MISE AU REBUT  
 ISTRUZIONI PER IL FINE VITA E LO SMALTIMENTO DEI COMPONENTI  
 ANWEISUNGEN ZUR ENTSORGUNG DER LEUCHTENKOMPONENTEN



Interrumpir la alimentación del aparato  
 Cut the power supply to the luminaire  
 Couper l'alimentation du luminaire  
 Interrompere l'alimentazione dell'apparecchio  
 Stromversorgung der Leuchte unterbrechen



Quitar la(s) fuente(s) de luz para el desecho  
 Remove light source(s) for disposal  
 Retirer la (les) source(s) lumineuse(s) pour l'élimination  
 Rimuovere la/le sorgente/e di luce per lo smaltimento  
 Lichtquelle(n) zur Entsorgung entfernen



Quitar la batería para el desecho  
 Remove the battery for decommissioning  
 Retirer la batterie pour sa mise au rebut  
 Rimuovere la batteria per la dismissione  
 Die Batterie ordnungsgemäß entsorgen



Quitar el equipo de control para el desecho  
 Remove control gear for disposal  
 Retirer le dispositif de commande pour l'élimination  
 Rimuovere l'alimentatore per lo smaltimento  
 Betriebsgerät zur Entsorgung ausbauen

Enviar los materiales a un centro de recogida RAEE  
 Send the materials to a WEEE collection centre  
 Envoyer les matériaux dans une déchetterie DEEE  
 Inviare i materiali ad un centro di raccolta RAEE  
 Die Materialien in einem WEEE-Zentrum entsorgen

