

Ø 42 mm 22 to 52 Watts 42 W Part number Contact us



- Usable power : 20 to 50 W
- For high-power drive applications
- Sintered bronze bearings lubricated for life
- Power supply via 2 output leads
- Optional 1 or 2-channel encoder
- Optional EMC filter

Part numbers

	Type	Type	Voltage	References
CONTACT US	42 W	828500	12 V	With 1 pulse/revolution 2-channel encoder

Specifications

No-load characteristics

Speed of rotation (rpm)	4150
Absorbed power (W)	7,32
Absorbed current (A)	0,61

Nominal characteristics

Speed (rpm)	3100
Torque (mNm)	100
Usable power (W)	32,5
Absorbed power (W)	51
Absorbed current (A)	4,25
Gearbox case temperature rise (°C)	63
Efficiency (%)	63

General characteristics

Insulation class (conforming to IEC 85)	F (155 °C)
Protection (IEC/EN 60529)	IP20
Max. output power (W)	42
Start torque (mNm)	390
Starting current (A)	14,8
Resistance (Ω)	0,81
Inductance (mH)	0,7
Torque constant (Nm/A)	0,027
Electrical time constant (ms)	0,85
Mechanical time constant (ms)	16
Thermal time constant (mn)	26
Inertia (g.cm ²)	140
Weight (g)	640
Number of segments	8
Service life (h)	3000
Sintered bronze bearings	■
Wires length (mm)	200

Encoder characteristics

Current consumption (mA)	0,5 →15
Output current (mA)	< 20 (25 °C)
Supply (V)	4,5 →35 DC
Ambient temperature (°C)	-25 →+85

Accessories

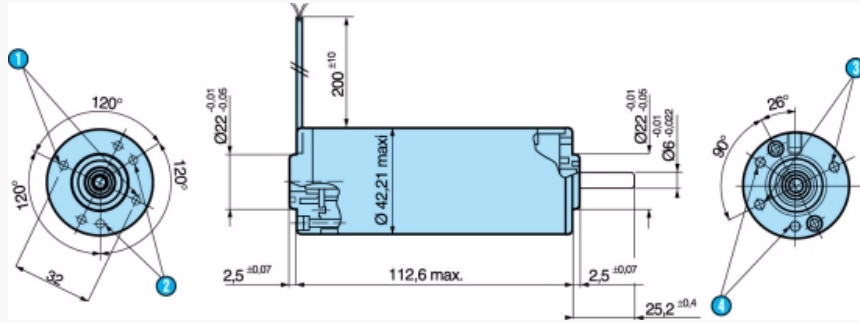
Connection	Code
Pre-assembled female connector, casing 179228-3, tags 179227-1 and leads AWG24 250 mm	79209895

Made to order products, available on request

- Built-in interference suppression
- Other supply voltages
- Shaft lengths at front and/or rear
- Motor 82 850 with 1 or 2 ball bearings
- Other fixing flanges on front and rear
- 200 pulses/rev optical encoder

Dimensions (mm)

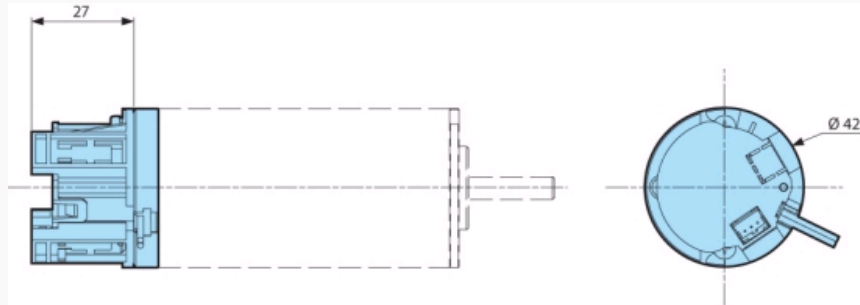
828500 without encoder



N°	Legend
1	2 holes M3 x 0.5 at 180° depth 5 over Ø 32
2	2 holes 2.75 ± 0.05 at 120° depth 5 over Ø 32
3	2 holes M3 x 0.5 at 180° depth 5.5 over Ø 32
4	2 holes M3 x 0.5 at 120° depth 5.5 over Ø 32

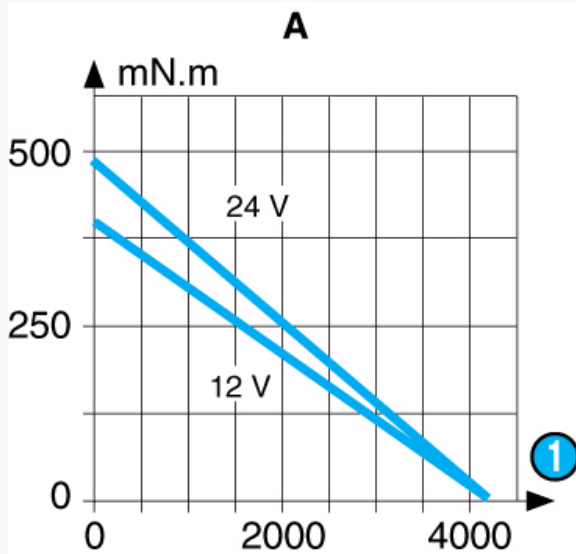
Dimensions (mm)

Encoder on types 828008 - 828500



Curves

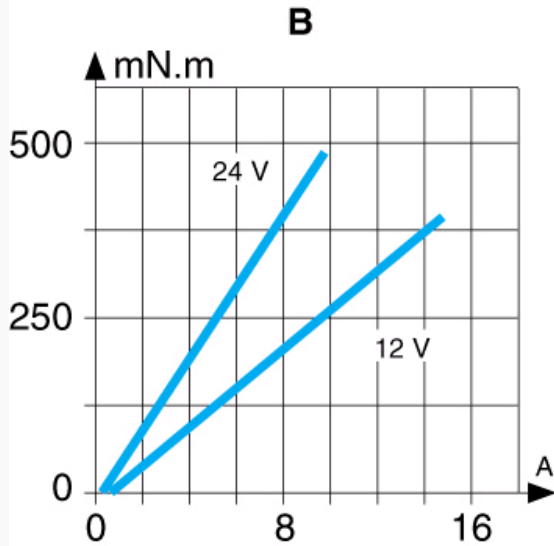
828500



N°	Legend
1	rpm
	Torque/speed curve

Curves

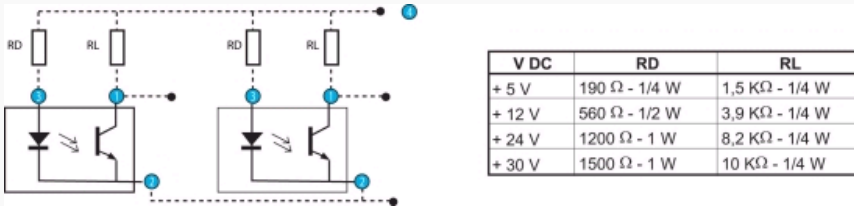
828500



N°	Legend
	Torque/current curve

Connections

Encoder



N°	Legend
	Signal output
	0 V DC (encoder power ground supply)
	Emitting diode
	Power supply V DC

Product adaptations

- Special output shaft
- Pinion on output shaft
- Special supply voltage
- Special cable length
- Special ball bearings
- Optical or Hall effect encoder - 1 or 2 channels - other resolutions
- Special mounting plate
- Customised electronics
- Special connectors
- EMC filter