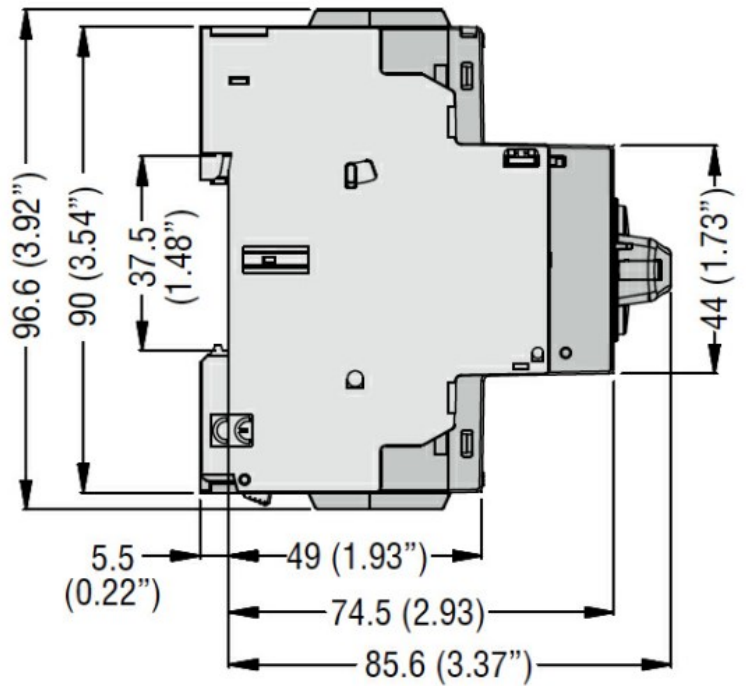
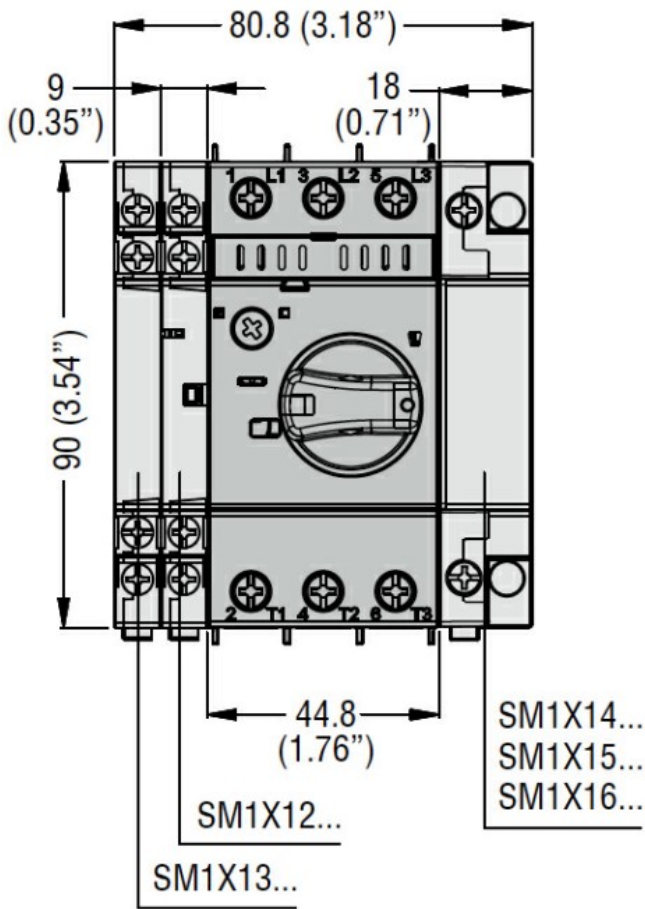




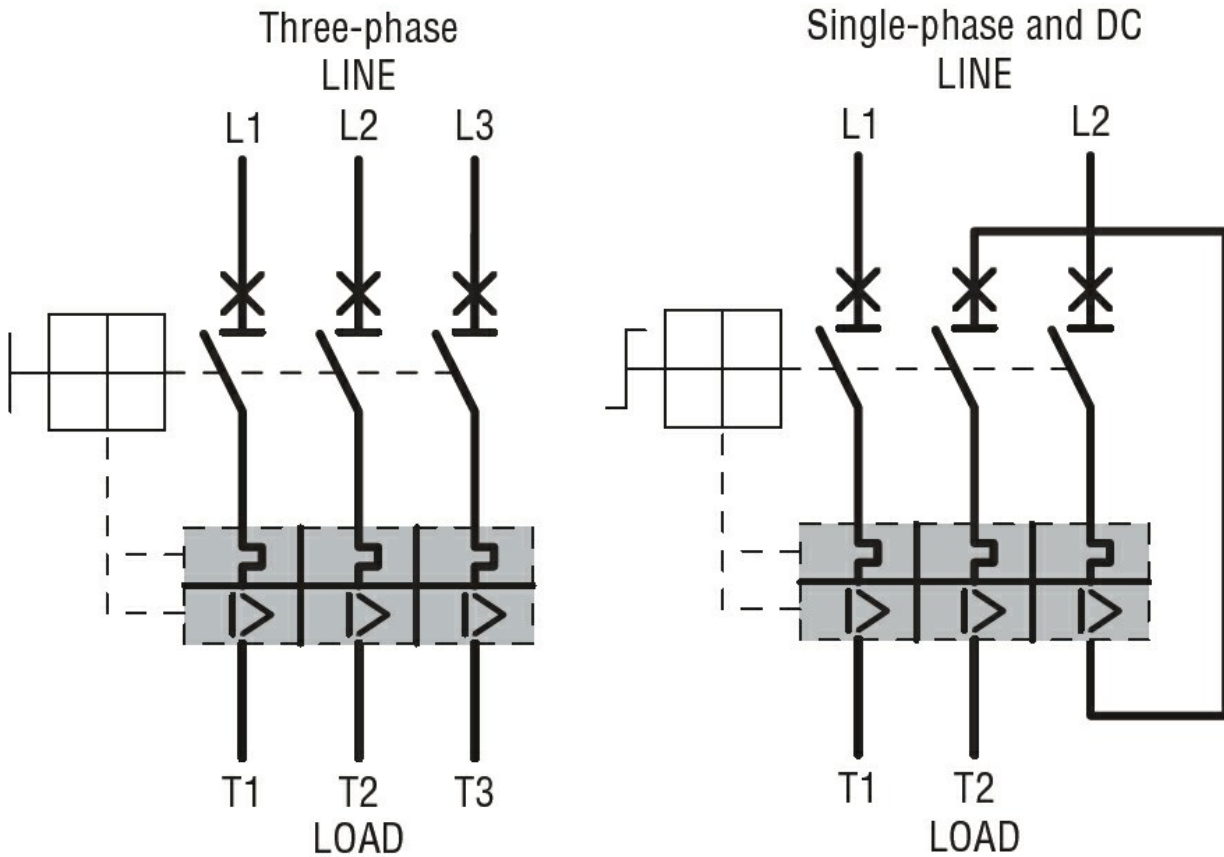
Product designation	Motor protection circuit breaker SM1RM		
Product type designation	SM1RM		
Electrical features			
Magnetic protection	yes		
Thermal protection	no		
Rated insulation voltage U_i IEC/EN	V	690	
Rated impulse withstand voltage U_{imp}	kV	6	
Rated frequency	Hz	50/60	
Rated current (I_n)	A	23	
Magnetic tripping	13 x I_n		
Power dissipation per pole	min	W	1.86
	max	W	3.41
Operational short-circuit current breaking capacity (I_{cs}) at AC	230V	kA	100
	400V	kA	25
	440V	kA	5
	500V	kA	5
	690V	kA	2
Maximum short-circuit current breaking capacity (I_{cu}) at AC	230V	kA	100
	400V	kA	50
	440V	kA	10
	500V	kA	10
	690V	kA	4
IEC Utilization category	A		
Operations			
Mechanical life	cycles	100000	
Electrical life	cycles	100000	
Mechanical features			
Tightening torque for terminals	min	Nm	2.5
	max	Nm	3
	min	lbin	22
	max	lbin	26.5
Conductor section	AWG/Kcmil	min	16
		max	8
Flexible w/o lug conductor section	min	mm ²	1
	max	mm ²	10
Flexible c/w lug conductor section	min	mm ²	1

		max	mm ²	10
Flexible with insulated spade lug conductor section		min	mm ²	1
		max	mm ²	10
Screwdriver				PH2
Cable stripping length				
	main circuit	mm		12
Ambient conditions				
Temperature				
Operating temperature				
		min	°C	-20
		max	°C	+60
Storage temperature				
		min	°C	-50
		max	°C	+80
Compensation temperature				
		min	°C	-20
		max	°C	+50
Max altitude			m	3000
Operating position		allowable		Any
Fixing				Screw / DIN rail 35mm
Weight			g	390
UL technical data				
Motor Disconnect				
		at 480V	kA	30
		at 600V	kA	30
		protection		200A class J
Group Motor Installation				
		at 480V	kA	30
		at 600V	kA	30
		protection		200A class J
Tap Conductor Protection				
		at 480Y/277V	kA	30

Dimensions



Wiring diagrams



Certifications and compliance

Certifications

CSA C22.2 n° 60947-4-1

IEC/EN 60947-1

IEC/EN 60947-2

IEC/EN 60947-4-1

UL60947-4-1

Compliance

cULus

EAC

ETIM classification

ETIM 8.0

EC000074 -
Motor protection
circuit-breaker