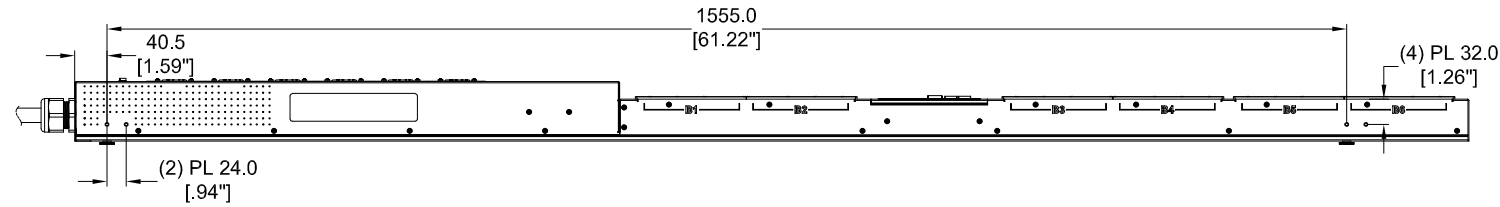
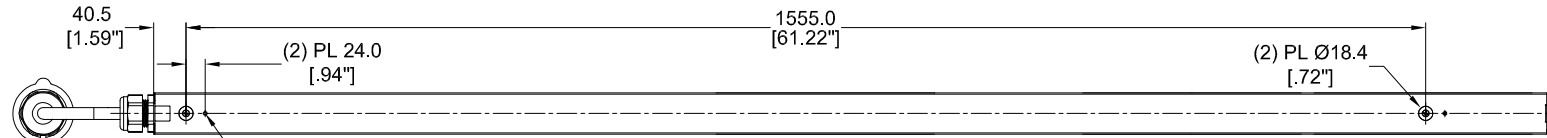


THIS COPY IS PROVIDED ON A RESTRICTED BASIS AND IS NOT TO BE USED IN ANY WAY DETRIMENTAL TO THE INTERESTS OF PANDUIT CORP.

PANDUIT P/N	WEIGHT
P24E03M-XXYZ	SEE SHEET 2

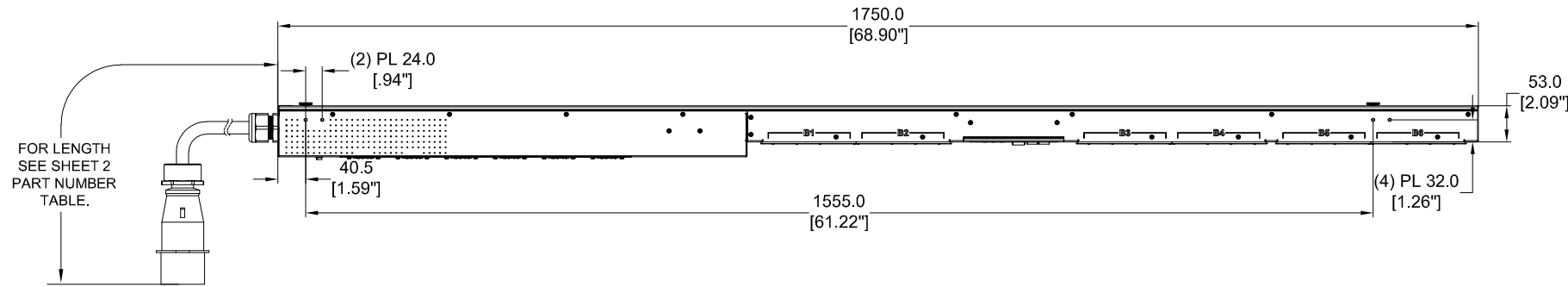


LEFT VIEW



REAR VIEW

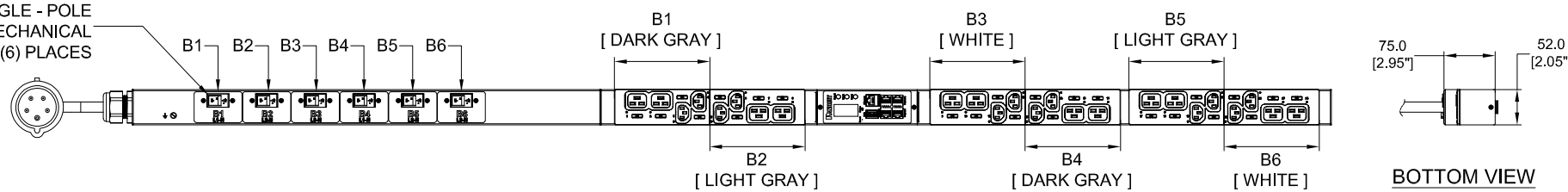
TOOLESS MOUNTING
BUTTON LOCATIONS (12) PL



RIGHT VIEW

FOR LENGTH
SEE SHEET 2
PART NUMBER
TABLE.

16 AMP, SINGLE - POLE
ELECTRO MECHANICAL
SWITCH / BREAKER (6) PLACES



FRONT VIEW

BOTTOM VIEW

SPECIFICATION:

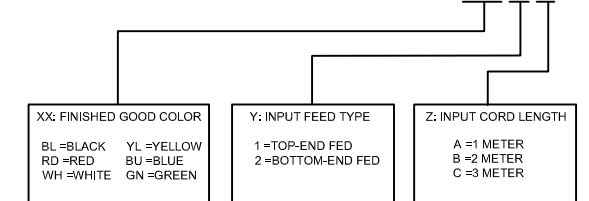
1. STANDARD:
- UNIT TYPE: MONITORED SWITCHED
 - ORIENTATION: VERTICAL, 0U, FULL
 - OUTLET QTY&TYPE: (12) C13, (12) C19
 - INPUT VOLTAGE: 200-240/346-415VAC
 - INPUT CURRENT: 32A
 - BREAKER QTY&TYPE: (6) 16AMP, SINGLE-POLE
 - INPUT PHASE: THREE-PHASE WYE
 - RATED POWER: 22.0KVA
 - INPUT PLUG: IEC 60309 3P+N+E 6H 32A
 - INPUT POWER CORD: SEE SHEET 2 FOR PART NUMBER TABLE
 - REGULATORY STANDARD: RoHS COMPLIANT
2. ADDITIONAL:
NONE
3. ACCESSORIES:
(1) QUICK-START GUIDE

NOTES:

- PRIMARY DIMENSIONS ARE IN MILLIMETERS. SECONDARY DIMENSION ARE IN [INCHES]
- INSTALLATION SHALL COMPLY WITH ALL APPLICABLE NATIONAL, STATE, AND LOCAL CODES
- VISIT OUR ON-LINE CATALOG AT WWW.PANDUIT.COM FOR A CURRENT LIST OF PRODUCTS APPLICABLE FOR USE WITH THIS PART
- FOR FULL PRODUCT FUNCTIONALITY REFER TO USER MANUAL
- DRAWING VIEWS SHOW THE INPUT CORD IN THE "TOP END FED" CONFIGURATION

IDENTIFICATION

FOR FINISHED GOOD PART NUMBER & DESCRIPTION TABLE SEE SHEET 2 CONFIGURABLE PART NUMBERS: P24E03M-XX Y Z



PLUG/RECEPTACLE BLOCK



PLUG
IEC 60309, 4P 5W, 6H
IP44 (SPASHPROOF)
32A, 346-415V MAX RATED INPUT



RECEPTACLES
IEC 60320/C19
16A, 250V MAX RATED OUTPUT



RECEPTACLES
IEC 60320/C13
10A, 250V MAX RATED OUTPUT

REV	DATE	BY	CHK	APR	DESCRIPTION	ECN
02A	06/07/2018	H.XU	MIM	JAWI	ADDED SHEET 2 WITH CONFIGURABLE PART NUMBER TABLE AND DESCRIPTION UPDATED IDENTIFICATION TO INCLUDE CONFIGURABLE OPTION DE-CODER UPDATED CIRCUIT BREAKER LABELS WITH ROTATED TEXT	P24E03M
01A	08/23/2017	GEORGE	MIM	EDM	INITIAL RELEASE	P24E03M

WE ASK THAT YOU CHECK FULLY THE DIMENSIONS, NOTES, AND SIGN THE CLIENT SIGNATURE BOX. THE JOB WILL NOT PROGRESS WITHOUT SIGNED APPROVAL. PLEASE DO NOT DELAY IN RETURNING PROOF AS IT WILL AFFECT DELIVERY.		SIGN
		DATE
		PRINT
TITLE INTELLIGENT SERIES PDU P24E03M-XXYZ CUSTOMER DRAWING		
ITEM REVISION NAME:		
DATASHEET FILE NAME:		
UNLESS OTHERWISE SPECIFIED DIMENSIONAL TOLERANCE ARE: mm [IN]		MATERIAL/COLOR:
Tolerance(mm) 0<L<50 ±0.5 50<L<250 ±1.0 250<L<500 ±1.5 500<L<1000 ±2.5 1000<L<2000 ±4.0		N/A
THIRD ANGLE PROJECTION		DRAWING NUMBER: P24E03M_DC
DRAWN BY GEORGE	DATE 08/23/2017	CHK SEAN
SCALE NONE	SHT 1 OF 2	
		SCALE B

