

Features

Use: Indoor
Type of installation: RECESSED INTO PLASTERBOARD
Emission: DIRECT
Optics: SPOT
Beam: 36°
Colour: WHITE
Dimming: ON/OFF
Emergency: WITH ACCESSORY
L: Ø228mm
H: 99mm
D: 200-210mm
Warranty: 5 years
Weight: 1.6kg

Tech data

Luminaire input power: 34W
Luminaire luminous flux: 3006lm
Luminous flux in emergency: 1h: 13% / 3h: 5%
IP: 40
Insulation class: II
Supply voltage: 220-240V 50/60Hz
UGR: <19
SELV: Si

Source

Light source: LED
Source power: 32W
Colour temperature: 3000K
CRI: >90
LED lifespan: 50000h L80 B50

Compliance

CEI EN 60598-1:2015 + A11:2009. IEC 60598-2:2015 2-1, 2-2

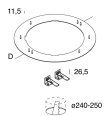
Standards

Photobiological risk: RISK GROUP 1 Certified fixture in RISK GROUP 1 (Low Risk)-The fixture does not pose a hazard due to normal behavioral limitations on exposure - in accordance with CEI EN 62471:2010-01, IEC TR 62778:2014.

CAM edilizia: The product complies with the requirements for public buildings, ministerial decree of 23rd June 2022 n.256.

[View more product info](#)

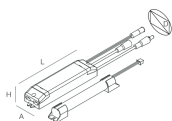
COMPLETION ACCESSORIES



SLIM: ADATT.PER FORO 240MM / 250MM

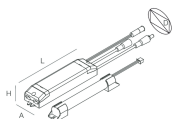
11814.01

EMERGENCY ACCESSORIES



THE PANEL 2: EMER.INC.3H 10/54VDC

1020A5.99



THE PANEL 2: EMER.INC.1H 10/54VDC

1020A4.99