

Product designation				Enclosed rotary cam switch
Product type designation				7GN25
<b>General characteristics</b>				
Switching diagram				124 - Multi-step 0-1-2-3 2 poles
N° of elements				3
Mounting form				P - Plastic enclosure with black handle
<b>Contact characteristics</b>				
Rated insulation voltage $U_i$	IEC/EN	V	690	
	UL/CSA	V	600	
Rated impulse withstand voltage $U_{imp}$		kV	6	
Conventional free air thermal current $I_{th}$	IEC/EN	A	25	
	UL/CSA	A	30	
Rated operational voltage		V	480	
Rated operational impulse voltage		kV	4	
Maximum fuse size for short-circuit protection $I_n$ (gG)	10kA	A	25	
	15kA	A	25	
	25kA	A	25	
Rated short time current $I_{cw}$	1s	A	400	
Conductivity				10/5 mA/V
Operational current $I_e$ IEC/EN				
AC1/AC21A		A	25	
AC15	110V	A	16	
	220/230V	A	12	
	380/400V	A	8	
	660/690V	A	2	
Rated operational power in AC				
Three-phase AC-3	220/230V	kW	5.5	
	380/440V	kW	7.5	
	500/690V	kW	7.5	
Single-phase AC-3	110V	kW	1.5	
	220/230V	kW	3	
	380/440V	kW	5.5	
Three-phase AC23A	220/230V	kW	6.5	
	380/440V	kW	11	
	500/690V	kW	11	
Single-phase AC23A	110V	kW	1.5	
	220/230V	kW	3.7	
	380/440V	kW	5.5	
Rated operational current in DC				

DC21A				
	48V	A	25	
	60V	A	25	
	110V	A	4	
	220V	A	0.7	
DC23A (poles in series)				
	24V	A	25 (1)	
	48V	A	25 (2)	
	60V	A	25 (3)	
	110V	A	12 (3)	
	220V	A	10 (4)	
DC13				
	24V	A	25	
	48V	A	20	
	60V	A	16	
	110V	A	1.5	
	220V	A	0.4	
Power dissipation		W	1.1	
<b>Mechanical features</b>				
Terminals screw				M3.5
Tightening torque for terminals max		Nm	0.8	
Conductor size				
AWG - Rigid cable				
	min	AWG	20	
	Max	AWG	10	
AWG - Flexible cable				
	min	AWG	20	
	Max	AWG	12	
Conductor size (IEC) - Flexible cable				
	min	mm <sup>2</sup>	0.5	
	Max	mm <sup>2</sup>	4	
Conductor size (IEC) - Rigid cable				
	min	mm <sup>2</sup>	0.5	
	Max	mm <sup>2</sup>	4	
Mechanical life		cycles	5x10 <sup>6</sup>	
<b>UL technical data</b>				
Motor power for direct-on-line control				
for three-phase motor				
	120V	HP	3	
	240V	HP	5	
	480V	HP	10	
	600V	HP	15	
for single-phase motor				
	120V	HP	1.5	
	240V	HP	3	
<b>Ambient conditions</b>				
Temperature				
Operating temperature				
	min	°C	-25	
	max	°C	+55	
Storage temperature				
	min	°C	-40	
	max	°C	+70	
<b>Resistance &amp; Protection</b>				

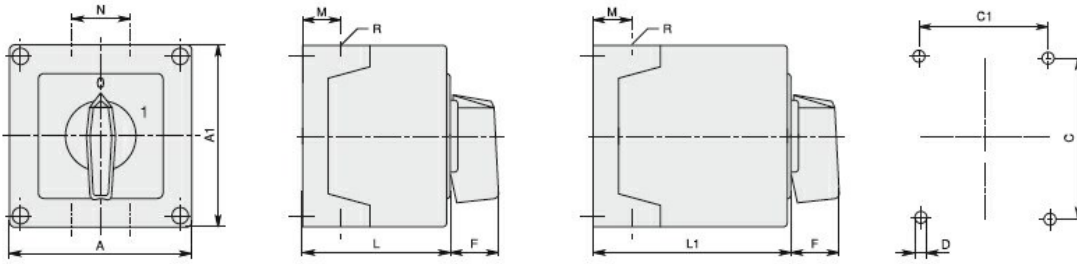
Frontal IP degree

IP65

Terminals IP degree

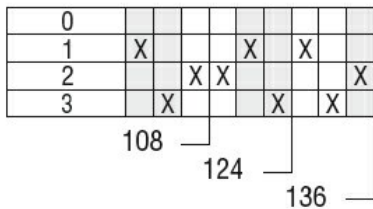
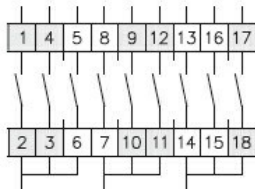
IP00

**Dimensions**



Series	Enclosure size	Number of elements		Dimensions										Cable entry	Protection degree
		L	L1	A	A1	C	C1	D	F	M	N	L	L1		
7GN12	75x75	1-2	3-4	75	75	50	64	4.5	19	14	28	57.5	79.8	4xPG13.5	IP65
7GN20		1-2	3-4												
7GN25		1	2-3												
7GN12	90x90	1-3	4-6	90	90	79	63	4.5	25	19	30	71.3	98.3	4xPG16	IP65
7GN20		1-3	4-6												
7GN25		1-2	3-4												
7GN32		1-2	3-4												
7GN40		1	2-3												
7GN12	110x110	1-4	5-8	110	110	98.4	83	4.5	32	21	39.5	85.5	119.5	4xPG21	IP65
7GN20		1-4	5-8												
7GN25		1-3	4-5												
7GN32		1-3	4-5												
7GN40		1-2	3-5												
7GN63		1-2	3-4												
7GN32	125x175	1-3	4-5	125	175	146	112	5.5	32	21	68	84.3	118.3	4xPG21 2xPG11	IP65
7GN40		1-2	3-4												
7GN63		1-2	3-4												
7GN125		1	2												
7GN32	180x254	1-5	6-8	180	254	120	190	5.5	32	35	76	121	175	4xPG29 2xPG11	IP65
7GN40		1-4	5-7												
7GN63		1-3	4-6												
7GN125		1-2	3-4												

**Wiring diagrams**



**Certifications and compliance**

Compliance

IEC/EN/BS 60947-1

IEC/EN/BS 60947-3

IEC/EN/BS 60947-5-1

Certificates

EAC

**ETIM classification**

ETIM 8.0

EC001029 -  
Selector switch,  
complete