







Temperature Sensors

Victron products can make use of temperature sense information to improve accuracy of battery charging. There is a range of various sensors that you can use depending on your product. Some come included, others can be purchased separately. See the datasheet if the required product (eg Multi, Quattro, BMV) to know if the sensor comes included.

Temperature Sensor	VE.Bus Smart Dongle (1)	Smart Battery Sense (3M)	Smart Battery Sense (10M)	Temp. Sensor for Quattro, MultiPlus & GX Device	Temp. Sensor for BMV	Temp. sensor type C
Picture						
Products Supported	MultiPlus-II, VE.Bus devices	Bluetooth enabled VE.Direct MPPTs and Phoenix Smart IP43 Charger	Bluetooth enabled VE.Direct MPPTs and Phoenix Smart IP43 Charger	MultiPlus, Quattro, Compatible GX devices (Cerbo GX, Venus GX, etc), VE.Can MPPT, Skylla-S, Skylla-TG, Skylla-i and Phoenix Charger	Battery Monitors with Temp Support - eg BMV-702 & 712, SmartShunt & VE.Bus Smart Dongle	Inverter RS Smart Solar, MPPT RS
Victron Part Number	ASS030537010	SBS050100200	SBS050150200	ASS000001000	ASS000100000	ASS000020000
Temperature on VRM	Yes	No	No	MultiPlus - Yes, Venus GX - Yes, VE.Can MPPT - Yes	Yes	No
Product Page	Link	Link	Link	Link	Link	tbd
Manual	Accessory Manual	Accessory Manual	Accessory Manual	See Inverter / Charger / Device Product Manual	See Battery Monitor Product Manual	See MPPT RS, or Inverter RS Smart Solar Manual
VE.Smart Networking	No	Yes	Yes	No	Yes with BMV-712; Yes with dongle for BMV-702	No
Modifying cable length?	n/a	yes (2)	yes (2)	yes (2)	yes (3)	yes (2)

Notes:

1. You can mount the dongle itself directly on the battery. It has an internal temperature measurement. There are also terminals you can connect an external probe to as well, you must use the probe part - ASS000100000.
2. Cable length may be altered without any issue - within reason. The same wiring is used as a power supply for the Smart Battery Sense as well, too much resistance in the cabling will cause a too low voltage reading. If desired, cable length may be shortened without any issue.
3. Although discouraged and unsupported, cable length may also be extended if necessary for the installation - providing the additional length is kept short and conductor cross section is sufficient, a slight increase in cable resistance will not negatively effect the temperature reading accuracy. Note that a notable increase in cable resistance to the BMV temperature

sensor will also effect the voltage reading accuracy.

From:

<https://www.victronenergy.com/live/> - **Victron Energy**

Permanent link:

https://www.victronenergy.com/live/temperature_sensors

Last update: **2022-11-24 16:33**

