




ENERG

енергия · ενεργεια



Indoor unit
Outdoor unit

E*SD-****D
PUZ-SHWM140VAA



55 °C

35 °C



A++

A+++

41 dB

58 dB

■ 14	■ 14
■ 14	■ 14
■ 14	■ 14
kW	kW

2019

811/2013



PRODUCT FICHE

Mitsubishi Electric Erp Directive Related Product Information: erp.mitsubishielectric.eu/erp
Details and precautions on installation, maintenance and assembly can be found in the installation and or operation manuals.
This information is based on EU regulation No 811/2013 and No 813/2013.

DG79A02MH01

Table 1: SPACE HEATER. Columns: Outdoor unit, Indoor unit, Medium-temperature application (3-25), Low-temperature application (4-25). Rows: Various models like PUZ-SWM60VAA, PUZ-SWM80VAA, etc.

Table 2: COMBINATION HEATER. Columns: Outdoor unit, Indoor unit, Medium-temperature application (3-25), Low-temperature application (4-25). Rows: Various models like PUZ-SWM60VAA, PUZ-SWM80VAA, etc.

English	German	French	Italian	Spanish
Nederlands	Svenska	Dansk	Portuguesa	Espanol
suomi	Cestina	Български	Polski	Ελληνικά
Outdoor unit	Außengerät	unité extérieure	unità esterna	unidad exterior
1	Utomhusenhet	Utenlands enhed	unidad exterior	Εξωτερική μονάδα
Ulkokeskus	Utomhusenhet	Внешний блок	república zewnątrzlokalna	unidad interior
Indoor unit	Innengerät	unité intérieure	unità interna	Escuitería interior
2	Sammenlign	Идентификация	identica interior	
Sammenlign	Sammenlign	Внутренний блок	república wewnątrzlokalna	
3	Medtemperaturregler	Медтемпературная регулировка	regulacja wewnątrzlokalna	
Medtemperaturregler	Medtemperaturregler	Идентификация	identica interior	
4	Medtemperaturregler	Идентификация	identica interior	
Medtemperaturregler	Medtemperaturregler	Идентификация	identica interior	
5	Medtemperaturregler	Идентификация	identica interior	
Medtemperaturregler	Medtemperaturregler	Идентификация	identica interior	
6	Medtemperaturregler	Идентификация	identica interior	
Medtemperaturregler	Medtemperaturregler	Идентификация	identica interior	
7	Medtemperaturregler	Идентификация	identica interior	
Medtemperaturregler	Medtemperaturregler	Идентификация	identica interior	
8	Medtemperaturregler	Идентификация	identica interior	
Medtemperaturregler	Medtemperaturregler	Идентификация	identica interior	
9	Medtemperaturregler	Идентификация	identica interior	
Medtemperaturregler	Medtemperaturregler	Идентификация	identica interior	
10	Medtemperaturregler	Идентификация	identica interior	
Medtemperaturregler	Medtemperaturregler	Идентификация	identica interior	
11	Medtemperaturregler	Идентификация	identica interior	
Medtemperaturregler	Medtemperaturregler	Идентификация	identica interior	
12	Medtemperaturregler	Идентификация	identica interior	
Medtemperaturregler	Medtemperaturregler	Идентификация	identica interior	
13	Medtemperaturregler	Идентификация	identica interior	
Medtemperaturregler	Medtemperaturregler	Идентификация	identica interior	
14	Medtemperaturregler	Идентификация	identica interior	
Medtemperaturregler	Medtemperaturregler	Идентификация	identica interior	
15	Medtemperaturregler	Идентификация	identica interior	
Medtemperaturregler	Medtemperaturregler	Идентификация	identica interior	
16	Medtemperaturregler	Идентификация	identica interior	
Medtemperaturregler	Medtemperaturregler	Идентификация	identica interior	
17	Medtemperaturregler	Идентификация	identica interior	
Medtemperaturregler	Medtemperaturregler	Идентификация	identica interior	
18	Medtemperaturregler	Идентификация	identica interior	
Medtemperaturregler	Medtemperaturregler	Идентификация	identica interior	
19	Medtemperaturregler	Идентификация	identica interior	
Medtemperaturregler	Medtemperaturregler	Идентификация	identica interior	
20	Medtemperaturregler	Идентификация	identica interior	
Medtemperaturregler	Medtemperaturregler	Идентификация	identica interior	
21	Medtemperaturregler	Идентификация	identica interior	
Medtemperaturregler	Medtemperaturregler	Идентификация	identica interior	
22	Medtemperaturregler	Идентификация	identica interior	
Medtemperaturregler	Medtemperaturregler	Идентификация	identica interior	
23	Medtemperaturregler	Идентификация	identica interior	
Medtemperaturregler	Medtemperaturregler	Идентификация	identica interior	
24	Medtemperaturregler	Идентификация	identica interior	
Medtemperaturregler	Medtemperaturregler	Идентификация	identica interior	
25	Medtemperaturregler	Идентификация	identica interior	
Medtemperaturregler	Medtemperaturregler	Идентификация	identica interior	

PRODUCT INFORMATION / TECHNICAL DOCUMENTATION


Model(s):	Outdoor unit:	PUZ-SHWM140VAA
	Indoor unit:	EHSD-****D
Air-to-water heat pump:		yes
Water-to-water heat pump:		no
Brine-to-water heat pump:		no
Low-temperature heat pump:		no
Equipped with a supplementary heater:		yes
Heat pump combination heater:		no
Parameters for		medium-temperature application.
Parameters for		average climate conditions.

Item	Symbol	Value	Unit	Item	Symbol	Value	Unit
Rated heat output (*)	Prated	14.0	kW	Seasonal space heating energy efficiency	η_s	141	%
Declared capacity for heating for part load at indoor temperature 20 ° C and outdoor temperature Tj				Declared coefficient of performance or primary energy ratio for part load at indoor temperature 20 ° C and outdoor temperature Tj			
Tj = - 7 ° C	Pdh	12.4	kW	Tj = - 7 ° C	COPd	2.18	-
Degradation co-efficient (**)	Cdh	1.00	-	Tj = + 2 ° C	COPd	3.49	-
Tj = + 2 ° C	Pdh	7.5	kW	Tj = + 7 ° C	COPd	4.85	-
Degradation co-efficient (**)	Cdh	0.99	-	Tj = +12 ° C	COPd	6.61	-
Tj = + 7 ° C	Pdh	6.3	kW	Tj = bivalent temperature	COPd	1.92	-
Degradation co-efficient (**)	Cdh	0.99	-	Tj = operation limit temperature (***)	COPd	1.92	-
Tj = +12 ° C	Pdh	3.9	kW	Operation limit temperature	TOL	-30	° C
Degradation co-efficient (**)	Cdh	0.98	-	Heating water operating limit temperature	WTOL	60	° C
Tj = bivalent temperature	Pdh	14.0	kW	Supplementary heater			
Tj = operation limit temperature (***)	Pdh	14.0	kW	Rated heat output (*)	Psup	0.0	kW
Bivalent temperature	Tbiv	-10	° C	Type of energy input	Electrical		
Reference design conditions for space heating	Tdesignh	-10	° C				
Power consumption in modes other than active mode							
Off mode	P _{OFF}	0.015	kW				
Thermostat-off mode	P _{TO}	0.015	kW				
Standby mode	P _{SB}	0.015	kW				
Crankcase heater mode	P _{CK}	0.000	kW				

Other items				Rated air flow rate, outdoors			
Capacity control	variable			-	2640	m ³ /h	
Sound power level, indoors/outdoors	L _{WA}	41 / 58	dBA				
Annual energy consumption	Q _{HE}	8021	kWh				

For heat pump combination heater:				Water heating energy efficiency			
Declared load profile	-			η_{wh}	-	%	
Daily electricity consumption	Q _{elec}	-	kWh				
Annual electricity consumption	AEC	-	kWh				

Contact details
 MITSUBISHI ELECTRIC AIR CONDITIONING SYSTEMS MANUFACTURING TURKEY JOINT STOCK COMPANY
 Manisa OSB 4.Kisim Kecilikoyosb Mah. Ahmet Nazif Zorlu Bulvarı No:19 Yunusemre - Manisa, Turkey

The identification and signature of the person empowered to bind the supplier:

 Kenichi SAITO
 Manager, Quality Assurance Department
 TURKEY

· Details and precautions on installation, maintenance and assembly can be found in the installation and or operation manuals.
 · Details and precautions on recycling and/or disposal at end-of-life can be found in the installation and or operation manuals.
 (*) For heat pump space heaters and heat pump combination heaters, the rated heat output Prated is equal to the design load for heating Pdesignh, and the rated heat output of a supplementary heater Psup is equal to the supplementary capacity for heating sup(Tj).
 (**) If Cdh is not determined by measurement then the default degradation coefficient is Cdh = 0,9.
 (***) If the declared TOL is lower than the T designh of the considered climate then the outdoor dry bulb temperature Tj is equal to T designh.

PRODUCT INFORMATION / TECHNICAL DOCUMENTATION

Model(s):	Outdoor unit:	PUZ-SHWM140VAA
	Indoor unit:	EHSD-****D
Air-to-water heat pump:		yes
Water-to-water heat pump:		no
Brine-to-water heat pump:		no
Low-temperature heat pump:		no
Equipped with a supplementary heater:		yes
Heat pump combination heater:		no
Parameters for		low-temperature application.
Parameters for		average climate conditions.

Item	Symbol	Value	Unit	Item	Symbol	Value	Unit
Rated heat output (*)	Prated	14.0	kW	Seasonal space heating energy efficiency	η_s	183	%
Declared capacity for heating for part load at indoor temperature 20 ° C and outdoor temperature Tj				Declared coefficient of performance or primary energy ratio for part load at indoor temperature 20 ° C and outdoor temperature Tj			
Tj = - 7 ° C	Pdh	12.4	kW	Tj = - 7 ° C	COPd	3.00	-
Degradation co-efficient (**)	Cdh	1.00	-	Tj = + 2 ° C	COPd	4.59	-
Tj = + 2 ° C	Pdh	7.5	kW	Tj = + 7 ° C	COPd	6.00	-
Degradation co-efficient (**)	Cdh	0.99	-	Tj = +12 ° C	COPd	7.19	-
Tj = + 7 ° C	Pdh	6.4	kW	Tj = bivalent temperature	COPd	2.55	-
Degradation co-efficient (**)	Cdh	0.99	-	Tj = operation limit temperature (***)	COPd	2.55	-
Tj = +12 ° C	Pdh	4.1	kW	Operation limit temperature	TOL	-30	° C
Degradation co-efficient (**)	Cdh	0.97	-	Heating water operating limit temperature	WTOL	60	° C
Tj = bivalent temperature	Pdh	14.0	kW	Supplementary heater			
Tj = operation limit temperature (***)	Pdh	14.0	kW	Rated heat output (*)	Psup	0.0	kW
Bivalent temperature	Tbiv	-10	° C	Type of energy input	Electrical		
Reference design conditions for space heating	Tdesignh	-10	° C	Power consumption in modes other than active mode			
Power consumption in modes other than active mode				Off mode			
Off mode	P _{OFF}	0.015	kW	Thermostat-off mode	P _{TO}	0.015	kW
Thermostat-off mode	P _{TO}	0.015	kW	Standby mode	P _{SB}	0.015	kW
Standby mode	P _{SB}	0.015	kW	Crankcase heater mode	P _{CK}	0.000	kW
Crankcase heater mode	P _{CK}	0.000	kW	Other items			
Capacity control				Rated air flow rate, outdoors			
variable				-			
Sound power level, indoors/outdoors				2640			
L _{WA}				m ³ /h			
41 / 58							
Annual energy consumption							
Q _{HE}							
6227							
kWh							
For heat pump combination heater:							
Declared load profile				Water heating energy efficiency			
-				η_{wh}			
Daily electricity consumption				-			
Q _{elec}							
-							
Annual electricity consumption							
AEC							
-							
kWh							

Other items							
Capacity control				Rated air flow rate, outdoors			
variable				-			
Sound power level, indoors/outdoors				2640			
L _{WA}				m ³ /h			
41 / 58							
Annual energy consumption							
Q _{HE}							
6227							
kWh							

For heat pump combination heater:							
Declared load profile				Water heating energy efficiency			
-				η_{wh}			
Daily electricity consumption				-			
Q _{elec}							
-							
Annual electricity consumption							
AEC							
-							
kWh							

Contact details

MITSUBISHI ELECTRIC AIR CONDITIONING SYSTEMS MANUFACTURING TURKEY JOINT STOCK COMPANY Manisa OSB 4.Kisim Kecilikoyosb Mah. Ahmet Nazif Zorlu Bulvari No:19 Yunusemre - Manisa, Turkey

The identification and signature of the person empowered to bind the supplier;

Kenichi SAITO

The signature is signed in the average climate / medium-temperature section. Manager, Quality Assurance Department

TURKEY

- Details and precautions on installation, maintenance and assembly can be found in the installation and or operation manuals.
 - Details and precautions on recycling and/or disposal at end-of-life can be found in the installation and or operation manuals.
- (*) For heat pump space heaters and heat pump combination heaters, the rated heat output Prated is equal to the design load for heating Pdesignh, and the rated heat output of a supplementary heater Psup is equal to the supplementary capacity for heating sup(Tj).
- (**) If Cdh is not determined by measurement then the default degradation coefficient is Cdh = 0,9.
- (***) If the declared TOL is lower than the T designh of the considered climate then the outdoor dry bulb temperature Tj is equal to T designh.

PRODUCT INFORMATION / TECHNICAL DOCUMENTATION

Model(s):	Outdoor unit:	PUZ-SHWM140VAA
	Indoor unit:	EHSD-****D
Air-to-water heat pump:		yes
Water-to-water heat pump:		no
Brine-to-water heat pump:		no
Low-temperature heat pump:		no
Equipped with a supplementary heater:		yes
Heat pump combination heater:		no
Parameters for		medium-temperature application.
Parameters for		colder climate conditions.

Item	Symbol	Value	Unit	Item	Symbol	Value	Unit
Rated heat output (*)	Prated	14.0	kW	Seasonal space heating energy efficiency	η_s	115	%
Declared capacity for heating for part load at indoor temperature 20 ° C and outdoor temperature Tj				Declared coefficient of performance or primary energy ratio for part load at indoor temperature 20 ° C and outdoor temperature Tj			
Tj = - 7 ° C	Pdh	8.5	kW	Tj = - 7 ° C	COPd	2.63	-
Degradation co-efficient (**)	Cdh	1.00	-	Tj = + 2 ° C	COPd	3.49	-
Tj = + 2 ° C	Pdh	5.2	kW	Tj = + 7 ° C	COPd	4.40	-
Degradation co-efficient (**)	Cdh	0.99	-	Tj = +12 ° C	COPd	6.92	-
Tj = + 7 ° C	Pdh	4.2	kW	Tj = bivalent temperature	COPd	1.53	-
Degradation co-efficient (**)	Cdh	0.98	-	Tj = operation limit temperature (***)	COPd	1.55	-
Tj = +12 ° C	Pdh	4.2	kW	Tj = - 15 ° C (if TOL < - 20 ° C)	COPd	1.52	-
Degradation co-efficient (**)	Cdh	0.98	-	Operation limit temperature	TOL	-30	° C
Tj = bivalent temperature	Pdh	11.8	kW	Heating water operating limit temperature	WTOL	60	° C
Tj = operation limit temperature (***)	Pdh	10.7	kW	Supplementary heater			
Tj = - 15 ° C (if TOL < - 20 ° C)	Pdh	11.4	kW	Rated heat output (*)	Psup	3.3	kW
Bivalent temperature	Tbiv	-16	° C	Type of energy input	Electrical		
Reference design conditions for space heating	Tdesignh	-22	° C				
Power consumption in modes other than active mode							
Off mode	P _{OFF}	0.015	kW				
Thermostat-off mode	P _{TO}	0.015	kW				
Standby mode	P _{SB}	0.015	kW				
Crankcase heater mode	P _{CK}	0.000	kW				

Other items				Rated air flow rate, outdoors			
Capacity control	variable			-	2640	m ³ /h	
Sound power level, indoors/outdoors	L _{WA}	41 / 58	dBA				
Annual energy consumption	Q _{HE}	11650	kWh				

For heat pump combination heater:				Water heating energy efficiency			
Declared load profile	-			η_{wh}	-	%	
Daily electricity consumption	Q _{elec}	-	kWh				
Annual electricity consumption	AEC	-	kWh				

Contact details				Mitsubishi Electric Air Conditioning Systems Manufacturing Turkey Joint Stock Company			
				Manisa OSB 4.Kisim Kecilikoyosb Mah. Ahmet Nazif Zorlu Bulvarı No:19 Yunusemre - Manisa, Turkey			
The identification and signature of the person empowered to bind the supplier;				Kenichi SAITO			
The signature is signed in the average climate / medium-temperature section.				Manager, Quality Assurance Department			
				TURKEY			

· Details and precautions on installation, maintenance and assembly can be found in the installation and or operation manuals.

· Details and precautions on recycling and/or disposal at end-of-life can be found in the installation and or operation manuals.

(*) For heat pump space heaters and heat pump combination heaters, the rated heat output Prated is equal to the design load for heating Pdesignh, and the rated heat output of a supplementary heater Psup is equal to the supplementary capacity for heating sup(Tj).

(**) If Cdh is not determined by measurement then the default degradation coefficient is Cdh = 0.9.

(***) If the declared TOL is lower than the T designh of the considered climate then the outdoor dry bulb temperature Tj is equal to T designh.

PRODUCT INFORMATION / TECHNICAL DOCUMENTATION

Model(s):	Outdoor unit:	PUZ-SHWM140VAA
	Indoor unit:	EHSD-****D
Air-to-water heat pump:		yes
Water-to-water heat pump:		no
Brine-to-water heat pump:		no
Low-temperature heat pump:		no
Equipped with a supplementary heater:		yes
Heat pump combination heater:		no
Parameters for		low-temperature application.
Parameters for		colder climate conditions.

Item	Symbol	Value	Unit	Item	Symbol	Value	Unit
Rated heat output (*)	Prated	14.0	kW	Seasonal space heating energy efficiency	η_s	153	%
Declared capacity for heating for part load at indoor temperature 20 ° C and outdoor temperature Tj				Declared coefficient of performance or primary energy ratio for part load at indoor temperature 20 ° C and outdoor temperature Tj			
Tj = - 7 ° C	Pdh	8.3	kW	Tj = - 7 ° C	COPd	3.65	-
Degradation co-efficient (**)	Cdh	0.99	-	Tj = + 2 ° C	COPd	4.59	-
Tj = + 2 ° C	Pdh	5.2	kW	Tj = + 7 ° C	COPd	5.15	-
Degradation co-efficient (**)	Cdh	0.99	-	Tj = +12 ° C	COPd	8.80	-
Tj = + 7 ° C	Pdh	4.6	kW	Tj = bivalent temperature	COPd	2.03	-
Degradation co-efficient (**)	Cdh	0.98	-	Tj = operation limit temperature (***)	COPd	1.79	-
Tj = +12 ° C	Pdh	4.3	kW	Tj = - 15 ° C (if TOL < - 20 ° C)	COPd	2.05	-
Degradation co-efficient (**)	Cdh	0.97	-	Operation limit temperature	TOL	-30	° C
Tj = bivalent temperature	Pdh	11.8	kW	Heating water operating limit temperature	WTOL	60	° C
Tj = operation limit temperature (***)	Pdh	10.7	kW	Supplementary heater			
Tj = - 15 ° C (if TOL < - 20 ° C)	Pdh	11.4	kW	Rated heat output (*)	Psup	3.3	kW
Bivalent temperature	Tbiv	-16	° C	Type of energy input	Electrical		
Reference design conditions for space heating	Tdesignh	-22	° C				
Power consumption in modes other than active mode							
Off mode	P _{OFF}	0.015	kW				
Thermostat-off mode	P _{TO}	0.015	kW				
Standby mode	P _{SB}	0.015	kW				
Crankcase heater mode	P _{CK}	0.000	kW				

Other items				Rated air flow rate, outdoors			
Capacity control	variable			-	2640	m ³ /h	
Sound power level, indoors/outdoors	L _{WA}	41 / 58	dBA				
Annual energy consumption	Q _{HE}	8841	kWh				

For heat pump combination heater:				Water heating energy efficiency			
Declared load profile	-			η_{wh}	-	%	
Daily electricity consumption	Q _{elec}	-	kWh				
Annual electricity consumption	AEC	-	kWh				

Contact details

MITSUBISHI ELECTRIC AIR CONDITIONING SYSTEMS MANUFACTURING TURKEY JOINT STOCK COMPANY Manisa OSB 4.Kisim Kecilikoyosb Mah. Ahmet Nazif Zorlu Bulvarı No:19 Yunusemre - Manisa, Turkey

The identification and signature of the person empowered to bind the supplier;

Kenichi SAITO

The signature is signed in the average climate / medium-temperature section. Manager, Quality Assurance Department

TURKEY

· Details and precautions on installation, maintenance and assembly can be found in the installation and or operation manuals.

· Details and precautions on recycling and/or disposal at end-of-life can be found in the installation and or operation manuals.

(*) For heat pump space heaters and heat pump combination heaters, the rated heat output Prated is equal to the design load for heating Pdesignh, and the rated heat output of a supplementary heater Psup is equal to the supplementary capacity for heating sup(Tj).

(**) If Cdh is not determined by measurement then the default degradation coefficient is Cdh = 0.9.

(***) If the declared TOL is lower than the T designh of the considered climate then the outdoor dry bulb temperature Tj is equal to T designh.

PRODUCT INFORMATION / TECHNICAL DOCUMENTATION

Model(s):	Outdoor unit:	PUZ-SHWM140VAA
	Indoor unit:	EHSD-****D
Air-to-water heat pump:		yes
Water-to-water heat pump:		no
Brine-to-water heat pump:		no
Low-temperature heat pump:		no
Equipped with a supplementary heater:		yes
Heat pump combination heater:		no
Parameters for		medium-temperature application.
Parameters for		warmer climate conditions.

Item	Symbol	Value	Unit	Item	Symbol	Value	Unit
Rated heat output (*)	Prated	14.0	kW	Seasonal space heating energy efficiency	η_s	156	%
Declared capacity for heating for part load at indoor temperature 20 ° C and outdoor temperature Tj				Declared coefficient of performance or primary energy ratio for part load at indoor temperature 20 ° C and outdoor temperature Tj			
Tj = - 7 ° C	Pdh	-	kW	Tj = - 7 ° C	COPd	-	-
Degradation co-efficient (**)	Cdh	-	-	Tj = + 2 ° C	COPd	2.00	-
Tj = + 2 ° C	Pdh	14.0	kW	Tj = + 7 ° C	COPd	3.27	-
Degradation co-efficient (**)	Cdh	1.00	-	Tj = +12 ° C	COPd	5.50	-
Tj = + 7 ° C	Pdh	8.8	kW	Tj = bivalent temperature	COPd	2.00	-
Degradation co-efficient (**)	Cdh	0.99	-	Tj = operation limit temperature (***)	COPd	2.00	-
Tj = +12 ° C	Pdh	5.5	kW	Operation limit temperature	TOL	-30	° C
Degradation co-efficient (**)	Cdh	0.99	-	Heating water operating limit temperature	WTOL	60	° C
Tj = bivalent temperature	Pdh	14.0	kW	Supplementary heater			
Tj = operation limit temperature (***)	Pdh	14.0	kW	Rated heat output (*)	Psup	0.0	kW
Bivalent temperature	Tbiv	2	° C	Type of energy input	Electrical		
Reference design conditions for space heating	Tdesignh	2	° C				
Power consumption in modes other than active mode							
Off mode	P _{OFF}	0.015	kW				
Thermostat-off mode	P _{TO}	0.015	kW				
Standby mode	P _{SB}	0.015	kW				
Crankcase heater mode	P _{CK}	0.000	kW				

Other items				Rated air flow rate, outdoors			
Capacity control	variable			-	2640	m ³ /h	
Sound power level, indoors/outdoors	L _{WA}	41 / 58	dBA				
Annual energy consumption	Q _{HE}	4715	kWh				

For heat pump combination heater:				Water heating energy efficiency			
Declared load profile	-			η_{wh}	-	%	
Daily electricity consumption	Q _{elec}	-	kWh				
Annual electricity consumption	AEC	-	kWh				

Contact details

MITSUBISHI ELECTRIC AIR CONDITIONING SYSTEMS MANUFACTURING TURKEY JOINT STOCK COMPANY Manisa OSB 4.Kisim Kecilikoyosb Mah. Ahmet Nazif Zorlu Bulvarı No:19 Yunusemre - Manisa, Turkey

The identification and signature of the person empowered to bind the supplier;

Kenichi SAITO

The signature is signed in the average climate / medium-temperature section. Manager, Quality Assurance Department

TURKEY

· Details and precautions on installation, maintenance and assembly can be found in the installation and or operation manuals.

· Details and precautions on recycling and/or disposal at end-of-life can be found in the installation and or operation manuals.

(*) For heat pump space heaters and heat pump combination heaters, the rated heat output Prated is equal to the design load for heating Pdesignh, and the rated heat output of a supplementary heater Psup is equal to the supplementary capacity for heating sup(Tj).

(**) If Cdh is not determined by measurement then the default degradation coefficient is Cdh = 0.9.

(***) If the declared TOL is lower than the T designh of the considered climate then the outdoor dry bulb temperature Tj is equal to T designh.

PRODUCT INFORMATION / TECHNICAL DOCUMENTATION

Model(s):	Outdoor unit:	PUZ-SHWM140VAA
	Indoor unit:	EHSD-****D
Air-to-water heat pump:		yes
Water-to-water heat pump:		no
Brine-to-water heat pump:		no
Low-temperature heat pump:		no
Equipped with a supplementary heater:		yes
Heat pump combination heater:		no
Parameters for		low-temperature application.
Parameters for		warmer climate conditions.

Item	Symbol	Value	Unit	Item	Symbol	Value	Unit
Rated heat output (*)	Prated	14.0	kW	Seasonal space heating energy efficiency	η_s	225	%
Declared capacity for heating for part load at indoor temperature 20 ° C and outdoor temperature Tj				Declared coefficient of performance or primary energy ratio for part load at indoor temperature 20 ° C and outdoor temperature Tj			
Tj = - 7 ° C	Pdh	-	kW	Tj = - 7 ° C	COPd	-	-
Degradation co-efficient (**)	Cdh	-	-	Tj = + 2 ° C	COPd	3.24	-
Tj = + 2 ° C	Pdh	14.0	kW	Tj = + 7 ° C	COPd	5.15	-
Degradation co-efficient (**)	Cdh	1.00	-	Tj = +12 ° C	COPd	7.18	-
Tj = + 7 ° C	Pdh	9.0	kW	Tj = bivalent temperature	COPd	3.24	-
Degradation co-efficient (**)	Cdh	0.99	-	Tj = operation limit temperature (***)	COPd	3.24	-
Tj = +12 ° C	Pdh	5.1	kW	Operation limit temperature	TOL	-30	° C
Degradation co-efficient (**)	Cdh	0.98	-	Heating water operating limit temperature	WTOL	60	° C
Tj = bivalent temperature	Pdh	14.0	kW	Supplementary heater			
Tj = operation limit temperature (***)	Pdh	14.0	kW	Rated heat output (*)	Psup	0.0	kW
Bivalent temperature	Tbiv	2	° C	Type of energy input	Electrical		
Reference design conditions for space heating	Tdesignh	2	° C				
Power consumption in modes other than active mode							
Off mode	P _{OFF}	0.015	kW				
Thermostat-off mode	P _{TO}	0.015	kW				
Standby mode	P _{SB}	0.015	kW				
Crankcase heater mode	P _{CK}	0.000	kW				

Other items				Rated air flow rate, outdoors			
Capacity control	variable			-	2640	m ³ /h	
Sound power level, indoors/outdoors	L _{WA}	41 / 58	dBA				
Annual energy consumption	Q _{HE}	3279	kWh				

For heat pump combination heater:				Water heating energy efficiency			
Declared load profile	-			η_{wh}	-	%	
Daily electricity consumption	Q _{elec}	-	kWh				
Annual electricity consumption	AEC	-	kWh				

Contact details

MITSUBISHI ELECTRIC AIR CONDITIONING SYSTEMS MANUFACTURING TURKEY JOINT STOCK COMPANY Manisa OSB 4.Kisim Kecilikoyosb Mah. Ahmet Nazif Zorlu Bulvarı No:19 Yunusemre - Manisa, Turkey

The identification and signature of the person empowered to bind the supplier;

Kenichi SAITO

The signature is signed in the average climate / medium-temperature section. Manager, Quality Assurance Department

TURKEY

· Details and precautions on installation, maintenance and assembly can be found in the installation and or operation manuals.

· Details and precautions on recycling and/or disposal at end-of-life can be found in the installation and or operation manuals.

(*) For heat pump space heaters and heat pump combination heaters, the rated heat output Prated is equal to the design load for heating Pdesignh, and the rated heat output of a supplementary heater Psup is equal to the supplementary capacity for heating sup(Tj).

(**) If Cdh is not determined by measurement then the default degradation coefficient is Cdh = 0.9.

(***) If the declared TOL is lower than the T designh of the considered climate then the outdoor dry bulb temperature Tj is equal to T designh.

PRODUCT INFORMATION / TECHNICAL DOCUMENTATION


Model(s):	Outdoor unit:	PUZ-SHWM140VAA
	Indoor unit:	ERSD-****D
Air-to-water heat pump:		yes
Water-to-water heat pump:		no
Brine-to-water heat pump:		no
Low-temperature heat pump:		no
Equipped with a supplementary heater:		yes
Heat pump combination heater:		no
Parameters for		medium-temperature application.
Parameters for		average climate conditions.

Item	Symbol	Value	Unit	Item	Symbol	Value	Unit
Rated heat output (*)	Prated	14.0	kW	Seasonal space heating energy efficiency	η_s	142	%
Declared capacity for heating for part load at indoor temperature 20 ° C and outdoor temperature Tj				Declared coefficient of performance or primary energy ratio for part load at indoor temperature 20 ° C and outdoor temperature Tj			
Tj = - 7 ° C	Pdh	12.4	kW	Tj = - 7 ° C	COPd	2.18	-
Degradation co-efficient (**)	Cdh	1.00	-	Tj = + 2 ° C	COPd	3.49	-
Tj = + 2 ° C	Pdh	7.5	kW	Tj = + 7 ° C	COPd	4.85	-
Degradation co-efficient (**)	Cdh	0.99	-	Tj = +12 ° C	COPd	6.61	-
Tj = + 7 ° C	Pdh	6.3	kW	Tj = bivalent temperature	COPd	1.92	-
Degradation co-efficient (**)	Cdh	0.99	-	Tj = operation limit temperature (***)	COPd	1.92	-
Tj = +12 ° C	Pdh	3.9	kW	Operation limit temperature	TOL	-30	° C
Degradation co-efficient (**)	Cdh	0.98	-	Heating water operating limit temperature	WTOL	60	° C
Tj = bivalent temperature	Pdh	14.0	kW	Supplementary heater			
Tj = operation limit temperature (***)	Pdh	14.0	kW	Rated heat output (*)	Psup	0.0	kW
Bivalent temperature	Tbiv	-10	° C	Type of energy input	Electrical		
Reference design conditions for space heating	Tdesignh	-10	° C				
Power consumption in modes other than active mode							
Off mode	P _{OFF}	0.015	kW				
Thermostat-off mode	P _{TO}	0.015	kW				
Standby mode	P _{SB}	0.015	kW				
Crankcase heater mode	P _{CK}	0.000	kW				

Other items				Rated air flow rate, outdoors			
Capacity control	variable			-	2640	m ³ /h	
Sound power level, indoors/outdoors	L _{WA}	41 / 58	dBA				
Annual energy consumption	Q _{HE}	7965	kWh				

For heat pump combination heater:				Water heating energy efficiency			
Declared load profile	-			η_{wh}	-	%	
Daily electricity consumption	Q _{elec}	-	kWh				
Annual electricity consumption	AEC	-	kWh				

Contact details
 MITSUBISHI ELECTRIC AIR CONDITIONING SYSTEMS MANUFACTURING TURKEY JOINT STOCK COMPANY
 Manisa OSB 4.Kisim Kecilikoyosb Mah. Ahmet Nazif Zorlu Bulvarı No:19 Yunusemre - Manisa, Turkey

The identification and signature of the person empowered to bind the supplier:

 Kenichi SAITO
 Manager, Quality Assurance Department
 TURKEY

· Details and precautions on installation, maintenance and assembly can be found in the installation and or operation manuals.
 · Details and precautions on recycling and/or disposal at end-of-life can be found in the installation and or operation manuals.
 (*) For heat pump space heaters and heat pump combination heaters, the rated heat output Prated is equal to the design load for heating Pdesignh, and the rated heat output of a supplementary heater Psup is equal to the supplementary capacity for heating sup(Tj).
 (**) If Cdh is not determined by measurement then the default degradation coefficient is Cdh = 0,9.
 (***) If the declared TOL is lower than the T designh of the considered climate then the outdoor dry bulb temperature Tj is equal to T designh.

PRODUCT INFORMATION / TECHNICAL DOCUMENTATION

Model(s):	Outdoor unit:	PUZ-SHWM140VAA
	Indoor unit:	ERSD-****D
Air-to-water heat pump:		yes
Water-to-water heat pump:		no
Brine-to-water heat pump:		no
Low-temperature heat pump:		no
Equipped with a supplementary heater:		yes
Heat pump combination heater:		no
Parameters for		low-temperature application.
Parameters for		average climate conditions.

Item	Symbol	Value	Unit	Item	Symbol	Value	Unit
Rated heat output (*)	Prated	14.0	kW	Seasonal space heating energy efficiency	η_s	184	%
Declared capacity for heating for part load at indoor temperature 20 ° C and outdoor temperature Tj				Declared coefficient of performance or primary energy ratio for part load at indoor temperature 20 ° C and outdoor temperature Tj			
Tj = - 7 ° C	Pdh	12.4	kW	Tj = - 7 ° C	COPd	3.00	-
Degradation co-efficient (**)	Cdh	1.00	-	Tj = + 2 ° C	COPd	4.59	-
Tj = + 2 ° C	Pdh	7.5	kW	Tj = + 7 ° C	COPd	6.00	-
Degradation co-efficient (**)	Cdh	0.99	-	Tj = +12 ° C	COPd	7.19	-
Tj = + 7 ° C	Pdh	6.4	kW	Tj = bivalent temperature	COPd	2.55	-
Degradation co-efficient (**)	Cdh	0.99	-	Tj = operation limit temperature (***)	COPd	2.55	-
Tj = +12 ° C	Pdh	4.1	kW	Operation limit temperature	TOL	-30	° C
Degradation co-efficient (**)	Cdh	0.97	-	Heating water operating limit temperature	WTOL	60	° C
Tj = bivalent temperature	Pdh	14.0	kW	Supplementary heater			
Tj = operation limit temperature (***)	Pdh	14.0	kW	Rated heat output (*)	Psup	0.0	kW
Bivalent temperature	Tbiv	-10	° C	Type of energy input	Electrical		
Reference design conditions for space heating	Tdesignh	-10	° C	Power consumption in modes other than active mode			
Off mode				P _{OFF}			
Thermostat-off mode				P _{TO}			
Standby mode				P _{SB}			
Crankcase heater mode				P _{CK}			

Other items				Rated air flow rate, outdoors			
Capacity control	variable			-	2640	m ³ /h	
Sound power level, indoors/outdoors	L _{WA}	41 / 58		dBA			
Annual energy consumption	Q _{HE}	6172		kWh			

For heat pump combination heater:				Water heating energy efficiency			
Declared load profile	-			η_{wh}	-		
Daily electricity consumption	Q _{elec}	-		kWh			
Annual electricity consumption	AEC	-		kWh			

Contact details

MITSUBISHI ELECTRIC AIR CONDITIONING SYSTEMS MANUFACTURING TURKEY JOINT STOCK COMPANY Manisa OSB 4.Kisim Kecilikoyosb Mah. Ahmet Nazif Zorlu Bulvari No:19 Yunusemre - Manisa, Turkey

The identification and signature of the person empowered to bind the supplier;

Kenichi SAITO

The signature is signed in the average climate / medium-temperature section. Manager, Quality Assurance Department

TURKEY

- Details and precautions on installation, maintenance and assembly can be found in the installation and or operation manuals.
 - Details and precautions on recycling and/or disposal at end-of-life can be found in the installation and or operation manuals.
- (*) For heat pump space heaters and heat pump combination heaters, the rated heat output Prated is equal to the design load for heating Pdesignh, and the rated heat output of a supplementary heater Psup is equal to the supplementary capacity for heating sup(Tj).
- (**) If Cdh is not determined by measurement then the default degradation coefficient is Cdh = 0,9.
- (***) If the declared TOL is lower than the T designh of the considered climate then the outdoor dry bulb temperature Tj is equal to T designh.

PRODUCT INFORMATION / TECHNICAL DOCUMENTATION

Model(s):	Outdoor unit:	PUZ-SHWM140VAA
	Indoor unit:	ERSD-****D
Air-to-water heat pump:		yes
Water-to-water heat pump:		no
Brine-to-water heat pump:		no
Low-temperature heat pump:		no
Equipped with a supplementary heater:		yes
Heat pump combination heater:		no
Parameters for		medium-temperature application.
Parameters for		colder climate conditions.

Item	Symbol	Value	Unit	Item	Symbol	Value	Unit
Rated heat output (*)	Prated	14.0	kW	Seasonal space heating energy efficiency	η_s	116	%
Declared capacity for heating for part load at indoor temperature 20 ° C and outdoor temperature Tj				Declared coefficient of performance or primary energy ratio for part load at indoor temperature 20 ° C and outdoor temperature Tj			
Tj = - 7 ° C	Pdh	8.5	kW	Tj = - 7 ° C	COPd	2.63	-
Degradation co-efficient (**)	Cdh	1.00	-	Tj = + 2 ° C	COPd	3.49	-
Tj = + 2 ° C	Pdh	5.2	kW	Tj = + 7 ° C	COPd	4.40	-
Degradation co-efficient (**)	Cdh	0.99	-	Tj = +12 ° C	COPd	6.92	-
Tj = + 7 ° C	Pdh	4.2	kW	Tj = bivalent temperature	COPd	1.53	-
Degradation co-efficient (**)	Cdh	0.98	-	Tj = operation limit temperature (***)	COPd	1.55	-
Tj = +12 ° C	Pdh	4.2	kW	Tj = - 15 ° C (if TOL < - 20 ° C)	COPd	1.52	-
Degradation co-efficient (**)	Cdh	0.98	-	Operation limit temperature	TOL	-30	° C
Tj = bivalent temperature	Pdh	11.8	kW	Heating water operating limit temperature	WTOL	60	° C
Tj = operation limit temperature (***)	Pdh	10.7	kW	Supplementary heater			
Tj = - 15 ° C (if TOL < - 20 ° C)	Pdh	11.4	kW	Rated heat output (*)	Psup	3.3	kW
Bivalent temperature	Tbiv	-16	° C	Type of energy input	Electrical		
Reference design conditions for space heating	Tdesignh	-22	° C				
Power consumption in modes other than active mode							
Off mode	P _{OFF}	0.015	kW				
Thermostat-off mode	P _{TO}	0.015	kW				
Standby mode	P _{SB}	0.015	kW				
Crankcase heater mode	P _{CK}	0.000	kW				

Other items				Rated air flow rate, outdoors			
Capacity control	variable			-	2640	m ³ /h	
Sound power level, indoors/outdoors	L _{WA}	41 / 58	dBA				
Annual energy consumption	Q _{HE}	11617	kWh				

For heat pump combination heater:				Water heating energy efficiency			
Declared load profile	-			η_{wh}	-	%	
Daily electricity consumption	Q _{elec}	-	kWh				
Annual electricity consumption	AEC	-	kWh				

Contact details

MITSUBISHI ELECTRIC AIR CONDITIONING SYSTEMS MANUFACTURING TURKEY JOINT STOCK COMPANY Manisa OSB 4.Kisim Kecilikoyosb Mah. Ahmet Nazif Zorlu Bulvarı No:19 Yunusemre - Manisa, Turkey

The identification and signature of the person empowered to bind the supplier;

Kenichi SAITO

The signature is signed in the average climate / medium-temperature section. Manager, Quality Assurance Department

TURKEY

· Details and precautions on installation, maintenance and assembly can be found in the installation and or operation manuals.

· Details and precautions on recycling and/or disposal at end-of-life can be found in the installation and or operation manuals.

(*) For heat pump space heaters and heat pump combination heaters, the rated heat output Prated is equal to the design load for heating Pdesignh, and the rated heat output of a supplementary heater Psup is equal to the supplementary capacity for heating sup(Tj).

(**) If Cdh is not determined by measurement then the default degradation coefficient is Cdh = 0.9.

(***) If the declared TOL is lower than the T designh of the considered climate then the outdoor dry bulb temperature Tj is equal to T designh.

PRODUCT INFORMATION / TECHNICAL DOCUMENTATION

Model(s):	Outdoor unit:	PUZ-SHWM140VAA
	Indoor unit:	ERSD-****D
Air-to-water heat pump:		yes
Water-to-water heat pump:		no
Brine-to-water heat pump:		no
Low-temperature heat pump:		no
Equipped with a supplementary heater:		yes
Heat pump combination heater:		no
Parameters for		low-temperature application.
Parameters for		colder climate conditions.

Item	Symbol	Value	Unit	Item	Symbol	Value	Unit
Rated heat output (*)	Prated	14.0	kW	Seasonal space heating energy efficiency	η_s	154	%
Declared capacity for heating for part load at indoor temperature 20 ° C and outdoor temperature Tj				Declared coefficient of performance or primary energy ratio for part load at indoor temperature 20 ° C and outdoor temperature Tj			
Tj = - 7 ° C	Pdh	8.3	kW	Tj = - 7 ° C	COPd	3.65	-
Degradation co-efficient (**)	Cdh	0.99	-	Tj = + 2 ° C	COPd	4.59	-
Tj = + 2 ° C	Pdh	5.2	kW	Tj = + 7 ° C	COPd	5.15	-
Degradation co-efficient (**)	Cdh	0.99	-	Tj = +12 ° C	COPd	8.80	-
Tj = + 7 ° C	Pdh	4.6	kW	Tj = bivalent temperature	COPd	2.03	-
Degradation co-efficient (**)	Cdh	0.98	-	Tj = operation limit temperature (***)	COPd	1.79	-
Tj = +12 ° C	Pdh	4.3	kW	Tj = - 15 ° C (if TOL < - 20 ° C)	COPd	2.05	-
Degradation co-efficient (**)	Cdh	0.97	-	Operation limit temperature	TOL	-30	° C
Tj = bivalent temperature	Pdh	11.8	kW	Heating water operating limit temperature	WTOL	60	° C
Tj = operation limit temperature (***)	Pdh	10.7	kW	Supplementary heater			
Tj = - 15 ° C (if TOL < - 20 ° C)	Pdh	11.4	kW	Rated heat output (*)	Psup	3.3	kW
Bivalent temperature	Tbiv	-16	° C	Type of energy input	Electrical		
Reference design conditions for space heating	Tdesignh	-22	° C				
Power consumption in modes other than active mode							
Off mode	P _{OFF}	0.015	kW				
Thermostat-off mode	P _{TO}	0.015	kW				
Standby mode	P _{SB}	0.015	kW				
Crankcase heater mode	P _{CK}	0.000	kW				

Other items				Rated air flow rate, outdoors			
Capacity control	variable			-	2640	m ³ /h	
Sound power level, indoors/outdoors	L _{WA}	41 / 58	dBA				
Annual energy consumption	Q _{HE}	8807	kWh				

For heat pump combination heater:				Water heating energy efficiency			
Declared load profile	-			η_{wh}	-	%	
Daily electricity consumption	Q _{elec}	-	kWh				
Annual electricity consumption	AEC	-	kWh				

Contact details				MITSUBISHI ELECTRIC AIR CONDITIONING SYSTEMS MANUFACTURING TURKEY JOINT STOCK COMPANY			
				Manisa OSB 4.Kisim Kecilikoyosb Mah. Ahmet Nazif Zorlu Bulvarı No:19 Yunusemre - Manisa, Turkey			
The identification and signature of the person empowered to bind the supplier;				Kenichi SAITO			
The signature is signed in the average climate / medium-temperature section.				Manager, Quality Assurance Department			
				TURKEY			

· Details and precautions on installation, maintenance and assembly can be found in the installation and or operation manuals.

· Details and precautions on recycling and/or disposal at end-of-life can be found in the installation and or operation manuals.

(*) For heat pump space heaters and heat pump combination heaters, the rated heat output Prated is equal to the design load for heating Pdesignh, and the rated heat output of a supplementary heater Psup is equal to the supplementary capacity for heating sup(Tj).

(**) If Cdh is not determined by measurement then the default degradation coefficient is Cdh = 0.9.

(***) If the declared TOL is lower than the T designh of the considered climate then the outdoor dry bulb temperature Tj is equal to T designh.

PRODUCT INFORMATION / TECHNICAL DOCUMENTATION

Model(s):	Outdoor unit:	PUZ-SHWM140VAA
	Indoor unit:	ERSD-****D
Air-to-water heat pump:		yes
Water-to-water heat pump:		no
Brine-to-water heat pump:		no
Low-temperature heat pump:		no
Equipped with a supplementary heater:		yes
Heat pump combination heater:		no
Parameters for		medium-temperature application.
Parameters for		warmer climate conditions.

Item	Symbol	Value	Unit	Item	Symbol	Value	Unit
Rated heat output (*)	Prated	14.0	kW	Seasonal space heating energy efficiency	η_s	158	%
Declared capacity for heating for part load at indoor temperature 20 ° C and outdoor temperature Tj				Declared coefficient of performance or primary energy ratio for part load at indoor temperature 20 ° C and outdoor temperature Tj			
Tj = - 7 ° C	Pdh	-	kW	Tj = - 7 ° C	COPd	-	-
Degradation co-efficient (**)	Cdh	-	-	Tj = + 2 ° C	COPd	2.00	-
Tj = + 2 ° C	Pdh	14.0	kW	Tj = + 7 ° C	COPd	3.27	-
Degradation co-efficient (**)	Cdh	1.00	-	Tj = +12 ° C	COPd	5.50	-
Tj = + 7 ° C	Pdh	8.8	kW	Tj = bivalent temperature	COPd	2.00	-
Degradation co-efficient (**)	Cdh	0.99	-	Tj = operation limit temperature (***)	COPd	2.00	-
Tj = +12 ° C	Pdh	5.5	kW	Operation limit temperature	TOL	-30	° C
Degradation co-efficient (**)	Cdh	0.99	-	Heating water operating limit temperature	WTOL	60	° C
Tj = bivalent temperature	Pdh	14.0	kW	Supplementary heater			
Tj = operation limit temperature (***)	Pdh	14.0	kW	Rated heat output (*)	Psup	0.0	kW
Bivalent temperature	Tbiv	2	° C	Type of energy input	Electrical		
Reference design conditions for space heating	Tdesignh	2	° C				
Power consumption in modes other than active mode							
Off mode	P _{OFF}	0.015	kW				
Thermostat-off mode	P _{TO}	0.015	kW				
Standby mode	P _{SB}	0.015	kW				
Crankcase heater mode	P _{CK}	0.000	kW				

Other items				Rated air flow rate, outdoors			
Capacity control	variable			-	2640	m ³ /h	
Sound power level, indoors/outdoors	L _{WA}	41 / 58	dBA				
Annual energy consumption	Q _{HE}	4649	kWh				

For heat pump combination heater:				Water heating energy efficiency			
Declared load profile	-			η_{wh}	-	%	
Daily electricity consumption	Q _{elec}	-	kWh				
Annual electricity consumption	AEC	-	kWh				

Contact details

MITSUBISHI ELECTRIC AIR CONDITIONING SYSTEMS MANUFACTURING TURKEY JOINT STOCK COMPANY Manisa OSB 4.Kisim Kecilikoyosb Mah. Ahmet Nazif Zorlu Bulvarı No:19 Yunusemre - Manisa, Turkey

The identification and signature of the person empowered to bind the supplier;

Kenichi SAITO

The signature is signed in the average climate / medium-temperature section. Manager, Quality Assurance Department

TURKEY

· Details and precautions on installation, maintenance and assembly can be found in the installation and or operation manuals.

· Details and precautions on recycling and/or disposal at end-of-life can be found in the installation and or operation manuals.

(*) For heat pump space heaters and heat pump combination heaters, the rated heat output Prated is equal to the design load for heating Pdesignh, and the rated heat output of a supplementary heater Psup is equal to the supplementary capacity for heating sup(Tj).

(**) If Cdh is not determined by measurement then the default degradation coefficient is Cdh = 0.9.

(***) If the declared TOL is lower than the T designh of the considered climate then the outdoor dry bulb temperature Tj is equal to T designh.

PRODUCT INFORMATION / TECHNICAL DOCUMENTATION

Model(s):	Outdoor unit:	PUZ-SHWM140VAA
	Indoor unit:	ERSD-****D
Air-to-water heat pump:		yes
Water-to-water heat pump:		no
Brine-to-water heat pump:		no
Low-temperature heat pump:		no
Equipped with a supplementary heater:		yes
Heat pump combination heater:		no
Parameters for		low-temperature application.
Parameters for		warmer climate conditions.

Item	Symbol	Value	Unit	Item	Symbol	Value	Unit
Rated heat output (*)	Prated	14.0	kW	Seasonal space heating energy efficiency	η_s	230	%
Declared capacity for heating for part load at indoor temperature 20 ° C and outdoor temperature Tj				Declared coefficient of performance or primary energy ratio for part load at indoor temperature 20 ° C and outdoor temperature Tj			
Tj = - 7 ° C	Pdh	-	kW	Tj = - 7 ° C	COPd	-	-
Degradation co-efficient (**)	Cdh	-	-	Tj = + 2 ° C	COPd	3.24	-
Tj = + 2 ° C	Pdh	14.0	kW	Tj = + 7 ° C	COPd	5.15	-
Degradation co-efficient (**)	Cdh	1.00	-	Tj = +12 ° C	COPd	7.18	-
Tj = + 7 ° C	Pdh	9.0	kW	Tj = bivalent temperature	COPd	3.24	-
Degradation co-efficient (**)	Cdh	0.99	-	Tj = operation limit temperature (***)	COPd	3.24	-
Tj = +12 ° C	Pdh	5.1	kW	Operation limit temperature	TOL	-30	° C
Degradation co-efficient (**)	Cdh	0.98	-	Heating water operating limit temperature	WTOL	60	° C
Tj = bivalent temperature	Pdh	14.0	kW	Supplementary heater			
Tj = operation limit temperature (***)	Pdh	14.0	kW	Rated heat output (*)	Psup	0.0	kW
Bivalent temperature	Tbiv	2	° C	Type of energy input	Electrical		
Reference design conditions for space heating	Tdesignh	2	° C				
Power consumption in modes other than active mode							
Off mode	P _{OFF}	0.015	kW				
Thermostat-off mode	P _{TO}	0.015	kW				
Standby mode	P _{SB}	0.015	kW				
Crankcase heater mode	P _{CK}	0.000	kW				

Other items				Rated air flow rate, outdoors			
Capacity control	variable			-	2640	m ³ /h	
Sound power level, indoors/outdoors	L _{WA}	41 / 58	dBA				
Annual energy consumption	Q _{HE}	3212	kWh				

For heat pump combination heater:				Water heating energy efficiency			
Declared load profile	-			η_{wh}	-	%	
Daily electricity consumption	Q _{elec}	-	kWh				
Annual electricity consumption	AEC	-	kWh				

Contact details				Mitsubishi Electric Air Conditioning Systems Manufacturing Turkey Joint Stock Company			
				Manisa OSB 4.Kisim Kecilikoyosb Mah. Ahmet Nazif Zorlu Bulvarı No:19 Yunusemre - Manisa, Turkey			
The identification and signature of the person empowered to bind the supplier:				Kenichi SAITO			
The signature is signed in the average climate / medium-temperature section.				Manager, Quality Assurance Department			
				TURKEY			

· Details and precautions on installation, maintenance and assembly can be found in the installation and or operation manuals.

· Details and precautions on recycling and/or disposal at end-of-life can be found in the installation and or operation manuals.

(*) For heat pump space heaters and heat pump combination heaters, the rated heat output Prated is equal to the design load for heating Pdesignh, and the rated heat output of a supplementary heater Psup is equal to the supplementary capacity for heating sup(Tj).

(**) If Cdh is not determined by measurement then the default degradation coefficient is Cdh = 0.9.

(***) If the declared TOL is lower than the T designh of the considered climate then the outdoor dry bulb temperature Tj is equal to T designh.

PRODUCT INFORMATION / TECHNICAL DOCUMENTATION

Model(s):	Outdoor unit:	PUZ-SHWM140VAA
	Indoor unit:	EHSD-MED
Air-to-water heat pump:		yes
Water-to-water heat pump:		no
Brine-to-water heat pump:		no
Low-temperature heat pump:		no
Equipped with a supplementary heater:		no
Heat pump combination heater:		no
Parameters for		medium-temperature application.
Parameters for		average climate conditions.

Item	Symbol	Value	Unit	Item	Symbol	Value	Unit
Rated heat output (*)	Prated	14.0	kW	Seasonal space heating energy efficiency	η_s	141	%
Declared capacity for heating for part load at indoor temperature 20 ° C and outdoor temperature Tj				Declared coefficient of performance or primary energy ratio for part load at indoor temperature 20 ° C and outdoor temperature Tj			
Tj = - 7 ° C	Pdh	12.4	kW	Tj = - 7 ° C	COPd	2.18	-
Degradation co-efficient (**)	Cdh	1.00	-	Tj = + 2 ° C	COPd	3.49	-
Tj = + 2 ° C	Pdh	7.5	kW	Tj = + 7 ° C	COPd	4.85	-
Degradation co-efficient (**)	Cdh	0.99	-	Tj = +12 ° C	COPd	6.61	-
Tj = + 7 ° C	Pdh	6.3	kW	Tj = bivalent temperature	COPd	1.92	-
Degradation co-efficient (**)	Cdh	0.99	-	Tj = operation limit temperature (***)	COPd	1.92	-
Tj = +12 ° C	Pdh	3.9	kW	Operation limit temperature	TOL	-30	° C
Degradation co-efficient (**)	Cdh	0.98	-	Heating water operating limit temperature	WTOL	60	° C
Tj = bivalent temperature	Pdh	14.0	kW	Supplementary heater			
Tj = operation limit temperature (***)	Pdh	14.0	kW	Rated heat output (*)	Psup	0.0	kW
Bivalent temperature	Tbiv	-10	° C	Type of energy input	Electrical		
Reference design conditions for space heating	Tdesignh	-10	° C				
Power consumption in modes other than active mode							
Off mode	P _{OFF}	0.015	kW				
Thermostat-off mode	P _{TO}	0.015	kW				
Standby mode	P _{SB}	0.015	kW				
Crankcase heater mode	P _{CK}	0.000	kW				

Other items				Rated air flow rate, outdoors			
Capacity control	variable			-	2640	m ³ /h	
Sound power level, indoors/outdoors	L _{WA}	41 / 58	dBA				
Annual energy consumption	Q _{HE}	8021	kWh				

For heat pump combination heater:				Water heating energy efficiency			
Declared load profile	-			η_{wh}	-	%	
Daily electricity consumption	Q _{elec}	-	kWh				
Annual electricity consumption	AEC	-	kWh				

Contact details

MITSUBISHI ELECTRIC AIR CONDITIONING SYSTEMS MANUFACTURING TURKEY JOINT STOCK COMPANY

Manisa OSB 4.Kisim Kecilikoyosb Mah. Ahmet Nazif Zorlu Bulvarı No:19 Yunusemre - Manisa, Turkey

The identification and signature of the person empowered to bind the supplier:



Kenichi SAITO
 Manager, Quality Assurance Department
 TURKEY

· Details and precautions on installation, maintenance and assembly can be found in the installation and or operation manuals.

· Details and precautions on recycling and/or disposal at end-of-life can be found in the installation and or operation manuals.

(*) For heat pump space heaters and heat pump combination heaters, the rated heat output Prated is equal to the design load for heating Pdesignh, and the rated heat output of a supplementary heater Psup is equal to the supplementary capacity for heating sup(Tj).

(**) If Cdh is not determined by measurement then the default degradation coefficient is Cdh = 0,9.

(***) If the declared TOL is lower than the T designh of the considered climate then the outdoor dry bulb temperature Tj is equal to T designh.

PRODUCT INFORMATION / TECHNICAL DOCUMENTATION

Model(s):	Outdoor unit:	PUZ-SHWM140VAA
	Indoor unit:	EHSD-MED
Air-to-water heat pump:		yes
Water-to-water heat pump:		no
Brine-to-water heat pump:		no
Low-temperature heat pump:		no
Equipped with a supplementary heater:		no
Heat pump combination heater:		no
Parameters for		low-temperature application.
Parameters for		average climate conditions.

Item	Symbol	Value	Unit	Item	Symbol	Value	Unit
Rated heat output (*)	Prated	14.0	kW	Seasonal space heating energy efficiency	η_s	183	%
Declared capacity for heating for part load at indoor temperature 20 ° C and outdoor temperature Tj				Declared coefficient of performance or primary energy ratio for part load at indoor temperature 20 ° C and outdoor temperature Tj			
Tj = - 7 ° C	Pdh	12.4	kW	Tj = - 7 ° C	COPd	3.00	-
Degradation co-efficient (**)	Cdh	1.00	-	Tj = + 2 ° C	COPd	4.59	-
Tj = + 2 ° C	Pdh	7.5	kW	Tj = + 7 ° C	COPd	6.00	-
Degradation co-efficient (**)	Cdh	0.99	-	Tj = +12 ° C	COPd	7.19	-
Tj = + 7 ° C	Pdh	6.4	kW	Tj = bivalent temperature	COPd	2.55	-
Degradation co-efficient (**)	Cdh	0.99	-	Tj = operation limit temperature (***)	COPd	2.55	-
Tj = +12 ° C	Pdh	4.1	kW	Operation limit temperature	TOL	-30	° C
Degradation co-efficient (**)	Cdh	0.97	-	Heating water operating limit temperature	WTOL	60	° C
Tj = bivalent temperature	Pdh	14.0	kW	Supplementary heater			
Tj = operation limit temperature (***)	Pdh	14.0	kW	Rated heat output (*)	Psup	0.0	kW
Bivalent temperature	Tbiv	-10	° C	Type of energy input	Electrical		
Reference design conditions for space heating	Tdesignh	-10	° C	Power consumption in modes other than active mode			
Off mode				P _{OFF}			
Thermostat-off mode				P _{TO}			
Standby mode				P _{SB}			
Crankcase heater mode				P _{CK}			

Other items				Rated air flow rate, outdoors			
Capacity control	variable			-	2640	m ³ /h	
Sound power level, indoors/outdoors	L _{WA}	41 / 58		dBA			
Annual energy consumption	Q _{HE}	6227		kWh			

For heat pump combination heater:				Water heating energy efficiency			
Declared load profile	-			η_{wh}	-	%	
Daily electricity consumption	Q _{elec}	-		kWh			
Annual electricity consumption	AEC	-		kWh			

Contact details

MITSUBISHI ELECTRIC AIR CONDITIONING SYSTEMS MANUFACTURING TURKEY JOINT STOCK COMPANY Manisa OSB 4.Kisim Kecilikoyosb Mah. Ahmet Nazif Zorlu Bulvari No:19 Yunusemre - Manisa, Turkey

The identification and signature of the person empowered to bind the supplier;

Kenichi SAITO

The signature is signed in the average climate / medium-temperature section. Manager, Quality Assurance Department

TURKEY

- Details and precautions on installation, maintenance and assembly can be found in the installation and or operation manuals.
 - Details and precautions on recycling and/or disposal at end-of-life can be found in the installation and or operation manuals.
- (*) For heat pump space heaters and heat pump combination heaters, the rated heat output Prated is equal to the design load for heating Pdesignh, and the rated heat output of a supplementary heater Psup is equal to the supplementary capacity for heating sup(Tj).
- (**) If Cdh is not determined by measurement then the default degradation coefficient is Cdh = 0,9.
- (***) If the declared TOL is lower than the T designh of the considered climate then the outdoor dry bulb temperature Tj is equal to T designh.

PRODUCT INFORMATION / TECHNICAL DOCUMENTATION

Model(s):	Outdoor unit:	PUZ-SHWM140VAA
	Indoor unit:	EHSD-MED
Air-to-water heat pump:		yes
Water-to-water heat pump:		no
Brine-to-water heat pump:		no
Low-temperature heat pump:		no
Equipped with a supplementary heater:		no
Heat pump combination heater:		no
Parameters for		medium-temperature application.
Parameters for		colder climate conditions.

Item	Symbol	Value	Unit	Item	Symbol	Value	Unit
Rated heat output (*)	Prated	14.0	kW	Seasonal space heating energy efficiency	η_s	115	%
Declared capacity for heating for part load at indoor temperature 20 ° C and outdoor temperature Tj				Declared coefficient of performance or primary energy ratio for part load at indoor temperature 20 ° C and outdoor temperature Tj			
Tj = - 7 ° C	Pdh	8.5	kW	Tj = - 7 ° C	COPd	2.63	-
Degradation co-efficient (**)	Cdh	1.00	-	Tj = + 2 ° C	COPd	3.49	-
Tj = + 2 ° C	Pdh	5.2	kW	Tj = + 7 ° C	COPd	4.40	-
Degradation co-efficient (**)	Cdh	0.99	-	Tj = +12 ° C	COPd	6.92	-
Tj = + 7 ° C	Pdh	4.2	kW	Tj = bivalent temperature	COPd	1.53	-
Degradation co-efficient (**)	Cdh	0.98	-	Tj = operation limit temperature (***)	COPd	1.55	-
Tj = +12 ° C	Pdh	4.2	kW	Tj = - 15 ° C (if TOL < - 20 ° C)	COPd	1.52	-
Degradation co-efficient (**)	Cdh	0.98	-	Operation limit temperature	TOL	-30	° C
Tj = bivalent temperature	Pdh	11.8	kW	Heating water operating limit temperature	WTOL	60	° C
Tj = operation limit temperature (***)	Pdh	10.7	kW	Supplementary heater			
Tj = - 15 ° C (if TOL < - 20 ° C)	Pdh	11.4	kW	Rated heat output (*)	Psup	3.3	kW
Bivalent temperature	Tbiv	-16	° C	Type of energy input	Electrical		
Reference design conditions for space heating	Tdesignh	-22	° C				
Power consumption in modes other than active mode							
Off mode	P _{OFF}	0.015	kW				
Thermostat-off mode	P _{TO}	0.015	kW				
Standby mode	P _{SB}	0.015	kW				
Crankcase heater mode	P _{CK}	0.000	kW				

Other items				Rated air flow rate, outdoors			
Capacity control	variable			-	2640	m ³ /h	
Sound power level, indoors/outdoors	L _{WA}	41 / 58	dBA				
Annual energy consumption	Q _{HE}	11650	kWh				

For heat pump combination heater:				Water heating energy efficiency			
Declared load profile	-			η_{wh}	-	%	
Daily electricity consumption	Q _{elec}	-	kWh				
Annual electricity consumption	AEC	-	kWh				

Contact details

MITSUBISHI ELECTRIC AIR CONDITIONING SYSTEMS MANUFACTURING TURKEY JOINT STOCK COMPANY Manisa OSB 4.Kisim Kecilikoyosb Mah. Ahmet Nazif Zorlu Bulvarı No:19 Yunusemre - Manisa, Turkey

The identification and signature of the person empowered to bind the supplier;

Kenichi SAITO

The signature is signed in the average climate / medium-temperature section. Manager, Quality Assurance Department

TURKEY

· Details and precautions on installation, maintenance and assembly can be found in the installation and or operation manuals.

· Details and precautions on recycling and/or disposal at end-of-life can be found in the installation and or operation manuals.

(*) For heat pump space heaters and heat pump combination heaters, the rated heat output Prated is equal to the design load for heating Pdesignh, and the rated heat output of a supplementary heater Psup is equal to the supplementary capacity for heating sup(Tj).

(**) If Cdh is not determined by measurement then the default degradation coefficient is Cdh = 0.9.

(***) If the declared TOL is lower than the T designh of the considered climate then the outdoor dry bulb temperature Tj is equal to T designh.

PRODUCT INFORMATION / TECHNICAL DOCUMENTATION

Model(s):	Outdoor unit:	PUZ-SHWM140VAA
	Indoor unit:	EHSD-MED
Air-to-water heat pump:		yes
Water-to-water heat pump:		no
Brine-to-water heat pump:		no
Low-temperature heat pump:		no
Equipped with a supplementary heater:		no
Heat pump combination heater:		no
Parameters for		low-temperature application.
Parameters for		colder climate conditions.

Item	Symbol	Value	Unit	Item	Symbol	Value	Unit
Rated heat output (*)	Prated	14.0	kW	Seasonal space heating energy efficiency	η_s	153	%
Declared capacity for heating for part load at indoor temperature 20 ° C and outdoor temperature Tj				Declared coefficient of performance or primary energy ratio for part load at indoor temperature 20 ° C and outdoor temperature Tj			
Tj = - 7 ° C	Pdh	8.3	kW	Tj = - 7 ° C	COPd	3.65	-
Degradation co-efficient (**)	Cdh	0.99	-	Tj = + 2 ° C	COPd	4.59	-
Tj = + 2 ° C	Pdh	5.2	kW	Tj = + 7 ° C	COPd	5.15	-
Degradation co-efficient (**)	Cdh	0.99	-	Tj = +12 ° C	COPd	8.80	-
Tj = + 7 ° C	Pdh	4.6	kW	Tj = bivalent temperature	COPd	2.03	-
Degradation co-efficient (**)	Cdh	0.98	-	Tj = operation limit temperature (***)	COPd	1.79	-
Tj = +12 ° C	Pdh	4.3	kW	Tj = - 15 ° C (if TOL < - 20 ° C)	COPd	2.05	-
Degradation co-efficient (**)	Cdh	0.97	-	Operation limit temperature	TOL	-30	° C
Tj = bivalent temperature	Pdh	11.8	kW	Heating water operating limit temperature	WTOL	60	° C
Tj = operation limit temperature (***)	Pdh	10.7	kW	Supplementary heater			
Tj = - 15 ° C (if TOL < - 20 ° C)	Pdh	11.4	kW	Rated heat output (*)	Psup	3.3	kW
Bivalent temperature	Tbiv	-16	° C	Type of energy input	Electrical		
Reference design conditions for space heating	Tdesignh	-22	° C				
Power consumption in modes other than active mode							
Off mode	P _{OFF}	0.015	kW				
Thermostat-off mode	P _{TO}	0.015	kW				
Standby mode	P _{SB}	0.015	kW				
Crankcase heater mode	P _{CK}	0.000	kW				

Other items				Rated air flow rate, outdoors			
Capacity control	variable			-	2640	m ³ /h	
Sound power level, indoors/outdoors	L _{WA}	41 / 58	dBA				
Annual energy consumption	Q _{HE}	8841	kWh				

For heat pump combination heater:				Water heating energy efficiency			
Declared load profile	-			η_{wh}	-	%	
Daily electricity consumption	Q _{elec}	-	kWh				
Annual electricity consumption	AEC	-	kWh				

Contact details

MITSUBISHI ELECTRIC AIR CONDITIONING SYSTEMS MANUFACTURING TURKEY JOINT STOCK COMPANY Manisa OSB 4.Kisim Kecilikoyosb Mah. Ahmet Nazif Zorlu Bulvarı No:19 Yunusemre - Manisa, Turkey

The identification and signature of the person empowered to bind the supplier;

Kenichi SAITO

The signature is signed in the average climate / medium-temperature section. Manager, Quality Assurance Department

TURKEY

· Details and precautions on installation, maintenance and assembly can be found in the installation and or operation manuals.

· Details and precautions on recycling and/or disposal at end-of-life can be found in the installation and or operation manuals.

(*) For heat pump space heaters and heat pump combination heaters, the rated heat output Prated is equal to the design load for heating Pdesignh, and the rated heat output of a supplementary heater Psup is equal to the supplementary capacity for heating sup(Tj).

(**) If Cdh is not determined by measurement then the default degradation coefficient is Cdh = 0.9.

(***) If the declared TOL is lower than the T designh of the considered climate then the outdoor dry bulb temperature Tj is equal to T designh.

PRODUCT INFORMATION / TECHNICAL DOCUMENTATION

Model(s):	Outdoor unit:	PUZ-SHWM140VAA
	Indoor unit:	EHSD-MED
Air-to-water heat pump:		yes
Water-to-water heat pump:		no
Brine-to-water heat pump:		no
Low-temperature heat pump:		no
Equipped with a supplementary heater:		no
Heat pump combination heater:		no
Parameters for		medium-temperature application.
Parameters for		warmer climate conditions.

Item	Symbol	Value	Unit	Item	Symbol	Value	Unit
Rated heat output (*)	Prated	14.0	kW	Seasonal space heating energy efficiency	η_s	156	%
Declared capacity for heating for part load at indoor temperature 20 ° C and outdoor temperature Tj				Declared coefficient of performance or primary energy ratio for part load at indoor temperature 20 ° C and outdoor temperature Tj			
Tj = - 7 ° C	Pdh	-	kW	Tj = - 7 ° C	COPd	-	-
Degradation co-efficient (**)	Cdh	-	-	Tj = + 2 ° C	COPd	2.00	-
Tj = + 2 ° C	Pdh	14.0	kW	Tj = + 7 ° C	COPd	3.27	-
Degradation co-efficient (**)	Cdh	1.00	-	Tj = +12 ° C	COPd	5.50	-
Tj = + 7 ° C	Pdh	8.8	kW	Tj = bivalent temperature	COPd	2.00	-
Degradation co-efficient (**)	Cdh	0.99	-	Tj = operation limit temperature (***)	COPd	2.00	-
Tj = +12 ° C	Pdh	5.5	kW	Operation limit temperature	TOL	-30	° C
Degradation co-efficient (**)	Cdh	0.99	-	Heating water operating limit temperature	WTOL	60	° C
Tj = bivalent temperature	Pdh	14.0	kW	Supplementary heater			
Tj = operation limit temperature (***)	Pdh	14.0	kW	Rated heat output (*)	Psup	0.0	kW
Bivalent temperature	Tbiv	2	° C	Type of energy input	Electrical		
Reference design conditions for space heating	Tdesignh	2	° C				
Power consumption in modes other than active mode							
Off mode	P _{OFF}	0.015	kW				
Thermostat-off mode	P _{TO}	0.015	kW				
Standby mode	P _{SB}	0.015	kW				
Crankcase heater mode	P _{CK}	0.000	kW				

Other items				Rated air flow rate, outdoors			
Capacity control	variable			-	2640	m ³ /h	
Sound power level, indoors/outdoors	L _{WA}	41 / 58	dBA				
Annual energy consumption	Q _{HE}	4715	kWh				

For heat pump combination heater:				Water heating energy efficiency			
Declared load profile	-			η_{wh}	-	%	
Daily electricity consumption	Q _{elec}	-	kWh				
Annual electricity consumption	AEC	-	kWh				

Contact details

MITSUBISHI ELECTRIC AIR CONDITIONING SYSTEMS MANUFACTURING TURKEY JOINT STOCK COMPANY Manisa OSB 4.Kisim Kecilikoyosb Mah. Ahmet Nazif Zorlu Bulvarı No:19 Yunusemre - Manisa, Turkey

The identification and signature of the person empowered to bind the supplier;

Kenichi SAITO

The signature is signed in the average climate / medium-temperature section. Manager, Quality Assurance Department

TURKEY

· Details and precautions on installation, maintenance and assembly can be found in the installation and or operation manuals.

· Details and precautions on recycling and/or disposal at end-of-life can be found in the installation and or operation manuals.

(*) For heat pump space heaters and heat pump combination heaters, the rated heat output Prated is equal to the design load for heating Pdesignh, and the rated heat output of a supplementary heater Psup is equal to the supplementary capacity for heating sup(Tj).

(**) If Cdh is not determined by measurement then the default degradation coefficient is Cdh = 0.9.

(***) If the declared TOL is lower than the T designh of the considered climate then the outdoor dry bulb temperature Tj is equal to T designh.

PRODUCT INFORMATION / TECHNICAL DOCUMENTATION

Model(s):	Outdoor unit:	PUZ-SHWM140VAA
	Indoor unit:	EHSD-MED
Air-to-water heat pump:		yes
Water-to-water heat pump:		no
Brine-to-water heat pump:		no
Low-temperature heat pump:		no
Equipped with a supplementary heater:		no
Heat pump combination heater:		no
Parameters for		low-temperature application.
Parameters for		warmer climate conditions.

Item	Symbol	Value	Unit	Item	Symbol	Value	Unit
Rated heat output (*)	Prated	14.0	kW	Seasonal space heating energy efficiency	η_s	225	%
Declared capacity for heating for part load at indoor temperature 20 ° C and outdoor temperature Tj				Declared coefficient of performance or primary energy ratio for part load at indoor temperature 20 ° C and outdoor temperature Tj			
Tj = - 7 ° C	Pdh	-	kW	Tj = - 7 ° C	COPd	-	-
Degradation co-efficient (**)	Cdh	-	-	Tj = + 2 ° C	COPd	3.24	-
Tj = + 2 ° C	Pdh	14.0	kW	Tj = + 7 ° C	COPd	5.15	-
Degradation co-efficient (**)	Cdh	1.00	-	Tj = +12 ° C	COPd	7.18	-
Tj = + 7 ° C	Pdh	9.0	kW	Tj = bivalent temperature	COPd	3.24	-
Degradation co-efficient (**)	Cdh	0.99	-	Tj = operation limit temperature (***)	COPd	3.24	-
Tj = +12 ° C	Pdh	5.1	kW	Operation limit temperature	TOL	-30	° C
Degradation co-efficient (**)	Cdh	0.98	-	Heating water operating limit temperature	WTOL	60	° C
Tj = bivalent temperature	Pdh	14.0	kW	Supplementary heater			
Tj = operation limit temperature (***)	Pdh	14.0	kW	Rated heat output (*)	Psup	0.0	kW
Bivalent temperature	Tbiv	2	° C	Type of energy input	Electrical		
Reference design conditions for space heating	Tdesignh	2	° C				
Power consumption in modes other than active mode							
Off mode	P _{OFF}	0.015	kW				
Thermostat-off mode	P _{TO}	0.015	kW				
Standby mode	P _{SB}	0.015	kW				
Crankcase heater mode	P _{CK}	0.000	kW				

Other items				Rated air flow rate, outdoors			
Capacity control	variable			-	2640	m ³ /h	
Sound power level, indoors/outdoors	L _{WA}	41 / 58	dBA				
Annual energy consumption	Q _{HE}	3279	kWh				

For heat pump combination heater:				Water heating energy efficiency			
Declared load profile	-			η_{wh}	-	%	
Daily electricity consumption	Q _{elec}	-	kWh				
Annual electricity consumption	AEC	-	kWh				

Contact details

MITSUBISHI ELECTRIC AIR CONDITIONING SYSTEMS MANUFACTURING TURKEY JOINT STOCK COMPANY Manisa OSB 4.Kisim Kecilikoyosb Mah. Ahmet Nazif Zorlu Bulvarı No:19 Yunusemre - Manisa, Turkey

The identification and signature of the person empowered to bind the supplier;

Kenichi SAITO

The signature is signed in the average climate / medium-temperature section. Manager, Quality Assurance Department

TURKEY

· Details and precautions on installation, maintenance and assembly can be found in the installation and or operation manuals.

· Details and precautions on recycling and/or disposal at end-of-life can be found in the installation and or operation manuals.

(*) For heat pump space heaters and heat pump combination heaters, the rated heat output Prated is equal to the design load for heating Pdesignh, and the rated heat output of a supplementary heater Psup is equal to the supplementary capacity for heating sup(Tj).

(**) If Cdh is not determined by measurement then the default degradation coefficient is Cdh = 0.9.

(***) If the declared TOL is lower than the T designh of the considered climate then the outdoor dry bulb temperature Tj is equal to T designh.

PRODUCT INFORMATION / TECHNICAL DOCUMENTATION


Model(s):	Outdoor unit:	PUZ-SHWM140VAA
	Indoor unit:	ERSD-MED
Air-to-water heat pump:		yes
Water-to-water heat pump:		no
Brine-to-water heat pump:		no
Low-temperature heat pump:		no
Equipped with a supplementary heater:		no
Heat pump combination heater:		no
Parameters for		medium-temperature application.
Parameters for		average climate conditions.

Item	Symbol	Value	Unit	Item	Symbol	Value	Unit
Rated heat output (*)	Prated	14.0	kW	Seasonal space heating energy efficiency	η_s	142	%
Declared capacity for heating for part load at indoor temperature 20 ° C and outdoor temperature Tj				Declared coefficient of performance or primary energy ratio for part load at indoor temperature 20 ° C and outdoor temperature Tj			
Tj = - 7 ° C	Pdh	12.4	kW	Tj = - 7 ° C	COPd	2.18	-
Degradation co-efficient (**)	Cdh	1.00	-	Tj = + 2 ° C	COPd	3.49	-
Tj = + 2 ° C	Pdh	7.5	kW	Tj = + 7 ° C	COPd	4.85	-
Degradation co-efficient (**)	Cdh	0.99	-	Tj = +12 ° C	COPd	6.61	-
Tj = + 7 ° C	Pdh	6.3	kW	Tj = bivalent temperature	COPd	1.92	-
Degradation co-efficient (**)	Cdh	0.99	-	Tj = operation limit temperature (***)	COPd	1.92	-
Tj = +12 ° C	Pdh	3.9	kW	Operation limit temperature	TOL	-30	° C
Degradation co-efficient (**)	Cdh	0.98	-	Heating water operating limit temperature	WTOL	60	° C
Tj = bivalent temperature	Pdh	14.0	kW	Supplementary heater			
Tj = operation limit temperature (***)	Pdh	14.0	kW	Rated heat output (*)	Psup	0.0	kW
Bivalent temperature	Tbiv	-10	° C	Type of energy input	Electrical		
Reference design conditions for space heating	Tdesignh	-10	° C				
Power consumption in modes other than active mode							
Off mode	P _{OFF}	0.015	kW				
Thermostat-off mode	P _{TO}	0.015	kW				
Standby mode	P _{SB}	0.015	kW				
Crankcase heater mode	P _{CK}	0.000	kW				

Other items				Rated air flow rate, outdoors			
Capacity control	variable			-	2640	m ³ /h	
Sound power level, indoors/outdoors	L _{WA}	41 / 58	dBA				
Annual energy consumption	Q _{HE}	7965	kWh				

For heat pump combination heater:				Water heating energy efficiency			
Declared load profile	-			η_{wh}	-	%	
Daily electricity consumption	Q _{elec}	-	kWh				
Annual electricity consumption	AEC	-	kWh				

Contact details
 MITSUBISHI ELECTRIC AIR CONDITIONING SYSTEMS MANUFACTURING TURKEY JOINT STOCK COMPANY
 Manisa OSB 4.Kisim Kecilikoyosb Mah. Ahmet Nazif Zorlu Bulvarı No:19 Yunusemre - Manisa, Turkey

The identification and signature of the person empowered to bind the supplier:

 Kenichi SAITO
 Manager, Quality Assurance Department
 TURKEY

· Details and precautions on installation, maintenance and assembly can be found in the installation and or operation manuals.
 · Details and precautions on recycling and/or disposal at end-of-life can be found in the installation and or operation manuals.
 (*) For heat pump space heaters and heat pump combination heaters, the rated heat output Prated is equal to the design load for heating Pdesignh, and the rated heat output of a supplementary heater Psup is equal to the supplementary capacity for heating sup(Tj).
 (**) If Cdh is not determined by measurement then the default degradation coefficient is Cdh = 0,9.
 (***) If the declared TOL is lower than the T designh of the considered climate then the outdoor dry bulb temperature Tj is equal to T designh.

PRODUCT INFORMATION / TECHNICAL DOCUMENTATION

Model(s):	Outdoor unit:	PUZ-SHWM140VAA
	Indoor unit:	ERSD-MED
Air-to-water heat pump:		yes
Water-to-water heat pump:		no
Brine-to-water heat pump:		no
Low-temperature heat pump:		no
Equipped with a supplementary heater:		no
Heat pump combination heater:		no
Parameters for		low-temperature application.
Parameters for		average climate conditions.

Item	Symbol	Value	Unit	Item	Symbol	Value	Unit
Rated heat output (*)	Prated	14.0	kW	Seasonal space heating energy efficiency	η_s	184	%
Declared capacity for heating for part load at indoor temperature 20 ° C and outdoor temperature Tj				Declared coefficient of performance or primary energy ratio for part load at indoor temperature 20 ° C and outdoor temperature Tj			
Tj = - 7 ° C	Pdh	12.4	kW	Tj = - 7 ° C	COPd	3.00	-
Degradation co-efficient (**)	Cdh	1.00	-	Tj = + 2 ° C	COPd	4.59	-
Tj = + 2 ° C	Pdh	7.5	kW	Tj = + 7 ° C	COPd	6.00	-
Degradation co-efficient (**)	Cdh	0.99	-	Tj = +12 ° C	COPd	7.19	-
Tj = + 7 ° C	Pdh	6.4	kW	Tj = bivalent temperature	COPd	2.55	-
Degradation co-efficient (**)	Cdh	0.99	-	Tj = operation limit temperature (***)	COPd	2.55	-
Tj = +12 ° C	Pdh	4.1	kW	Operation limit temperature	TOL	-30	° C
Degradation co-efficient (**)	Cdh	0.97	-	Heating water operating limit temperature	WTOL	60	° C
Tj = bivalent temperature	Pdh	14.0	kW	Supplementary heater			
Tj = operation limit temperature (***)	Pdh	14.0	kW	Rated heat output (*)	Psup	0.0	kW
Bivalent temperature	Tbiv	-10	° C	Type of energy input	Electrical		
Reference design conditions for space heating	Tdesignh	-10	° C				
Power consumption in modes other than active mode							
Off mode	P _{OFF}	0.015	kW				
Thermostat-off mode	P _{TO}	0.015	kW				
Standby mode	P _{SB}	0.015	kW				
Crankcase heater mode	P _{CK}	0.000	kW				

Other items				Rated air flow rate, outdoors			
Capacity control	variable			-	2640	m ³ /h	
Sound power level, indoors/outdoors	L _{WA}	41 / 58		dBA			
Annual energy consumption	Q _{HE}	6172		kWh			

For heat pump combination heater:				Water heating energy efficiency			
Declared load profile	-			η_{wh}	-		
Daily electricity consumption	Q _{elec}	-		kWh			
Annual electricity consumption	AEC	-		kWh			

Contact details
 MITSUBISHI ELECTRIC AIR CONDITIONING SYSTEMS MANUFACTURING TURKEY JOINT STOCK COMPANY Manisa OSB 4.Kisim Kecilikoyosb Mah. Ahmet Nazif Zorlu Bulvari No:19 Yunusemre - Manisa, Turkey

The identification and signature of the person empowered to bind the supplier;
 Kenichi SAITO
 Manager, Quality Assurance Department
 TURKEY

The signature is signed in the average climate / medium-temperature section.

· Details and precautions on installation, maintenance and assembly can be found in the installation and or operation manuals.
 · Details and precautions on recycling and/or disposal at end-of-life can be found in the installation and or operation manuals.
 (*) For heat pump space heaters and heat pump combination heaters, the rated heat output Prated is equal to the design load for heating Pdesignh, and the rated heat output of a supplementary heater Psup is equal to the supplementary capacity for heating sup(Tj).
 (**) If Cdh is not determined by measurement then the default degradation coefficient is Cdh = 0,9.
 (***) If the declared TOL is lower than the T designh of the considered climate then the outdoor dry bulb temperature Tj is equal to T designh.

PRODUCT INFORMATION / TECHNICAL DOCUMENTATION

Model(s):	Outdoor unit:	PUZ-SHWM140VAA
	Indoor unit:	ERSD-MED
Air-to-water heat pump:		yes
Water-to-water heat pump:		no
Brine-to-water heat pump:		no
Low-temperature heat pump:		no
Equipped with a supplementary heater:		no
Heat pump combination heater:		no
Parameters for		medium-temperature application.
Parameters for		colder climate conditions.

Item	Symbol	Value	Unit	Item	Symbol	Value	Unit
Rated heat output (*)	Prated	14.0	kW	Seasonal space heating energy efficiency	η_s	116	%
Declared capacity for heating for part load at indoor temperature 20 ° C and outdoor temperature Tj				Declared coefficient of performance or primary energy ratio for part load at indoor temperature 20 ° C and outdoor temperature Tj			
Tj = - 7 ° C	Pdh	8.5	kW	Tj = - 7 ° C	COPd	2.63	-
Degradation co-efficient (**)	Cdh	1.00	-	Tj = + 2 ° C	COPd	3.49	-
Tj = + 2 ° C	Pdh	5.2	kW	Tj = + 7 ° C	COPd	4.40	-
Degradation co-efficient (**)	Cdh	0.99	-	Tj = +12 ° C	COPd	6.92	-
Tj = + 7 ° C	Pdh	4.2	kW	Tj = bivalent temperature	COPd	1.53	-
Degradation co-efficient (**)	Cdh	0.98	-	Tj = operation limit temperature (***)	COPd	1.55	-
Tj = +12 ° C	Pdh	4.2	kW	Tj = - 15 ° C (if TOL < - 20 ° C)	COPd	1.52	-
Degradation co-efficient (**)	Cdh	0.98	-	Operation limit temperature	TOL	-30	° C
Tj = bivalent temperature	Pdh	11.8	kW	Heating water operating limit temperature	WTOL	60	° C
Tj = operation limit temperature (***)	Pdh	10.7	kW	Supplementary heater			
Tj = - 15 ° C (if TOL < - 20 ° C)	Pdh	11.4	kW	Rated heat output (*)	Psup	3.3	kW
Bivalent temperature	Tbiv	-16	° C	Type of energy input	Electrical		
Reference design conditions for space heating	Tdesignh	-22	° C				
Power consumption in modes other than active mode							
Off mode	P _{OFF}	0.015	kW				
Thermostat-off mode	P _{TO}	0.015	kW				
Standby mode	P _{SB}	0.015	kW				
Crankcase heater mode	P _{CK}	0.000	kW				

Other items				Rated air flow rate, outdoors			
Capacity control	variable			-	2640	m ³ /h	
Sound power level, indoors/outdoors	L _{WA}	41 / 58	dBA				
Annual energy consumption	Q _{HE}	11617	kWh				

For heat pump combination heater:				Water heating energy efficiency			
Declared load profile	-			η_{wh}	-	%	
Daily electricity consumption	Q _{elec}	-	kWh				
Annual electricity consumption	AEC	-	kWh				

Contact details

MITSUBISHI ELECTRIC AIR CONDITIONING SYSTEMS MANUFACTURING TURKEY JOINT STOCK COMPANY Manisa OSB 4.Kisim Kecilikoyosb Mah. Ahmet Nazif Zorlu Bulvarı No:19 Yunusemre - Manisa, Turkey

The identification and signature of the person empowered to bind the supplier;

Kenichi SAITO

The signature is signed in the average climate / medium-temperature section. Manager, Quality Assurance Department

TURKEY

· Details and precautions on installation, maintenance and assembly can be found in the installation and or operation manuals.

· Details and precautions on recycling and/or disposal at end-of-life can be found in the installation and or operation manuals.

(*) For heat pump space heaters and heat pump combination heaters, the rated heat output Prated is equal to the design load for heating Pdesignh, and the rated heat output of a supplementary heater Psup is equal to the supplementary capacity for heating sup(Tj).

(**) If Cdh is not determined by measurement then the default degradation coefficient is Cdh = 0.9.

(***) If the declared TOL is lower than the T designh of the considered climate then the outdoor dry bulb temperature Tj is equal to T designh.

PRODUCT INFORMATION / TECHNICAL DOCUMENTATION

Model(s):	Outdoor unit:	PUZ-SHWM140VAA
	Indoor unit:	ERSD-MED
Air-to-water heat pump:		yes
Water-to-water heat pump:		no
Brine-to-water heat pump:		no
Low-temperature heat pump:		no
Equipped with a supplementary heater:		no
Heat pump combination heater:		no
Parameters for		low-temperature application.
Parameters for		colder climate conditions.

Item	Symbol	Value	Unit	Item	Symbol	Value	Unit
Rated heat output (*)	Prated	14.0	kW	Seasonal space heating energy efficiency	η_s	154	%
Declared capacity for heating for part load at indoor temperature 20 ° C and outdoor temperature Tj				Declared coefficient of performance or primary energy ratio for part load at indoor temperature 20 ° C and outdoor temperature Tj			
Tj = - 7 ° C	Pdh	8.3	kW	Tj = - 7 ° C	COPd	3.65	-
Degradation co-efficient (**)	Cdh	0.99	-	Tj = + 2 ° C	COPd	4.59	-
Tj = + 2 ° C	Pdh	5.2	kW	Tj = + 7 ° C	COPd	5.15	-
Degradation co-efficient (**)	Cdh	0.99	-	Tj = +12 ° C	COPd	8.80	-
Tj = + 7 ° C	Pdh	4.6	kW	Tj = bivalent temperature	COPd	2.03	-
Degradation co-efficient (**)	Cdh	0.98	-	Tj = operation limit temperature (***)	COPd	1.79	-
Tj = +12 ° C	Pdh	4.3	kW	Tj = - 15 ° C (if TOL < - 20 ° C)	COPd	2.05	-
Degradation co-efficient (**)	Cdh	0.97	-	Operation limit temperature	TOL	-30	° C
Tj = bivalent temperature	Pdh	11.8	kW	Heating water operating limit temperature	WTOL	60	° C
Tj = operation limit temperature (***)	Pdh	10.7	kW	Supplementary heater			
Tj = - 15 ° C (if TOL < - 20 ° C)	Pdh	11.4	kW	Rated heat output (*)	Psup	3.3	kW
Bivalent temperature	Tbiv	-16	° C	Type of energy input	Electrical		
Reference design conditions for space heating	Tdesignh	-22	° C				
Power consumption in modes other than active mode							
Off mode	P _{OFF}	0.015	kW				
Thermostat-off mode	P _{TO}	0.015	kW				
Standby mode	P _{SB}	0.015	kW				
Crankcase heater mode	P _{CK}	0.000	kW				

Other items				Rated air flow rate, outdoors			
Capacity control	variable			-	2640	m ³ /h	
Sound power level, indoors/outdoors	L _{WA}	41 / 58	dBA				
Annual energy consumption	Q _{HE}	8807	kWh				

For heat pump combination heater:				Water heating energy efficiency			
Declared load profile	-			η_{wh}	-	%	
Daily electricity consumption	Q _{elec}	-	kWh				
Annual electricity consumption	AEC	-	kWh				

Contact details
 MITSUBISHI ELECTRIC AIR CONDITIONING SYSTEMS MANUFACTURING TURKEY JOINT STOCK COMPANY
 Manisa OSB 4.Kisim Kecilikoyosb Mah. Ahmet Nazif Zorlu Bulvarı No:19 Yunusemre - Manisa, Turkey

The identification and signature of the person empowered to bind the supplier;
 Kenichi SAITO
 Manager, Quality Assurance Department
 TURKEY

The signature is signed in the average climate / medium-temperature section.

· Details and precautions on installation, maintenance and assembly can be found in the installation and or operation manuals.
 · Details and precautions on recycling and/or disposal at end-of-life can be found in the installation and or operation manuals.
 (*) For heat pump space heaters and heat pump combination heaters, the rated heat output Prated is equal to the design load for heating Pdesignh, and the rated heat output of a supplementary heater Psup is equal to the supplementary capacity for heating sup(Tj).
 (**) If Cdh is not determined by measurement then the default degradation coefficient is Cdh = 0.9.
 (***) If the declared TOL is lower than the T designh of the considered climate then the outdoor dry bulb temperature Tj is equal to T designh.

PRODUCT INFORMATION / TECHNICAL DOCUMENTATION

Model(s):	Outdoor unit:	PUZ-SHWM140VAA
	Indoor unit:	ERSD-MED
Air-to-water heat pump:		yes
Water-to-water heat pump:		no
Brine-to-water heat pump:		no
Low-temperature heat pump:		no
Equipped with a supplementary heater:		no
Heat pump combination heater:		no
Parameters for		medium-temperature application.
Parameters for		warmer climate conditions.

Item	Symbol	Value	Unit	Item	Symbol	Value	Unit
Rated heat output (*)	Prated	14.0	kW	Seasonal space heating energy efficiency	η_s	158	%
Declared capacity for heating for part load at indoor temperature 20 ° C and outdoor temperature Tj				Declared coefficient of performance or primary energy ratio for part load at indoor temperature 20 ° C and outdoor temperature Tj			
Tj = - 7 ° C	Pdh	-	kW	Tj = - 7 ° C	COPd	-	-
Degradation co-efficient (**)	Cdh	-	-	Tj = + 2 ° C	COPd	2.00	-
Tj = + 2 ° C	Pdh	14.0	kW	Tj = + 7 ° C	COPd	3.27	-
Degradation co-efficient (**)	Cdh	1.00	-	Tj = +12 ° C	COPd	5.50	-
Tj = + 7 ° C	Pdh	8.8	kW	Tj = bivalent temperature	COPd	2.00	-
Degradation co-efficient (**)	Cdh	0.99	-	Tj = operation limit temperature (***)	COPd	2.00	-
Tj = +12 ° C	Pdh	5.5	kW	Operation limit temperature	TOL	-30	° C
Degradation co-efficient (**)	Cdh	0.99	-	Heating water operating limit temperature	WTOL	60	° C
Tj = bivalent temperature	Pdh	14.0	kW	Supplementary heater			
Tj = operation limit temperature (***)	Pdh	14.0	kW	Rated heat output (*)	Psup	0.0	kW
Bivalent temperature	Tbiv	2	° C	Type of energy input	Electrical		
Reference design conditions for space heating	Tdesignh	2	° C				
Power consumption in modes other than active mode							
Off mode	P _{OFF}	0.015	kW				
Thermostat-off mode	P _{TO}	0.015	kW				
Standby mode	P _{SB}	0.015	kW				
Crankcase heater mode	P _{CK}	0.000	kW				

Other items				Rated air flow rate, outdoors			
Capacity control	variable			-	2640	m ³ /h	
Sound power level, indoors/outdoors	L _{WA}	41 / 58	dBA				
Annual energy consumption	Q _{HE}	4649	kWh				

For heat pump combination heater:				Water heating energy efficiency			
Declared load profile	-			η_{wh}	-	%	
Daily electricity consumption	Q _{elec}	-	kWh				
Annual electricity consumption	AEC	-	kWh				

Contact details

MITSUBISHI ELECTRIC AIR CONDITIONING SYSTEMS MANUFACTURING TURKEY JOINT STOCK COMPANY Manisa OSB 4.Kisim Kecilikoyosb Mah. Ahmet Nazif Zorlu Bulvarı No:19 Yunusemre - Manisa, Turkey

The identification and signature of the person empowered to bind the supplier;

Kenichi SAITO

The signature is signed in the average climate / medium-temperature section. Manager, Quality Assurance Department

TURKEY

· Details and precautions on installation, maintenance and assembly can be found in the installation and or operation manuals.

· Details and precautions on recycling and/or disposal at end-of-life can be found in the installation and or operation manuals.

(*) For heat pump space heaters and heat pump combination heaters, the rated heat output Prated is equal to the design load for heating Pdesignh, and the rated heat output of a supplementary heater Psup is equal to the supplementary capacity for heating sup(Tj).

(**) If Cdh is not determined by measurement then the default degradation coefficient is Cdh = 0.9.

(***) If the declared TOL is lower than the T designh of the considered climate then the outdoor dry bulb temperature Tj is equal to T designh.

PRODUCT INFORMATION / TECHNICAL DOCUMENTATION

Model(s):	Outdoor unit:	PUZ-SHWM140VAA
	Indoor unit:	ERSD-MED
Air-to-water heat pump:		yes
Water-to-water heat pump:		no
Brine-to-water heat pump:		no
Low-temperature heat pump:		no
Equipped with a supplementary heater:		no
Heat pump combination heater:		no
Parameters for		low-temperature application.
Parameters for		warmer climate conditions.

Item	Symbol	Value	Unit	Item	Symbol	Value	Unit
Rated heat output (*)	Prated	14.0	kW	Seasonal space heating energy efficiency	η_s	230	%
Declared capacity for heating for part load at indoor temperature 20 ° C and outdoor temperature Tj				Declared coefficient of performance or primary energy ratio for part load at indoor temperature 20 ° C and outdoor temperature Tj			
Tj = - 7 ° C	Pdh	-	kW	Tj = - 7 ° C	COPd	-	-
Degradation co-efficient (**)	Cdh	-	-	Tj = + 2 ° C	COPd	3.24	-
Tj = + 2 ° C	Pdh	14.0	kW	Tj = + 7 ° C	COPd	5.15	-
Degradation co-efficient (**)	Cdh	1.00	-	Tj = +12 ° C	COPd	7.18	-
Tj = + 7 ° C	Pdh	9.0	kW	Tj = bivalent temperature	COPd	3.24	-
Degradation co-efficient (**)	Cdh	0.99	-	Tj = operation limit temperature (***)	COPd	3.24	-
Tj = +12 ° C	Pdh	5.1	kW	Operation limit temperature	TOL	-30	° C
Degradation co-efficient (**)	Cdh	0.98	-	Heating water operating limit temperature	WTOL	60	° C
Tj = bivalent temperature	Pdh	14.0	kW	Supplementary heater			
Tj = operation limit temperature (***)	Pdh	14.0	kW	Rated heat output (*)	Psup	0.0	kW
Bivalent temperature	Tbiv	2	° C	Type of energy input	Electrical		
Reference design conditions for space heating	Tdesignh	2	° C				
Power consumption in modes other than active mode							
Off mode	P _{OFF}	0.015	kW				
Thermostat-off mode	P _{TO}	0.015	kW				
Standby mode	P _{SB}	0.015	kW				
Crankcase heater mode	P _{CK}	0.000	kW				

Other items				Rated air flow rate, outdoors			
Capacity control	variable			-	2640	m ³ /h	
Sound power level, indoors/outdoors	L _{WA}	41 / 58	dBA				
Annual energy consumption	Q _{HE}	3212	kWh				

For heat pump combination heater:				Water heating energy efficiency			
Declared load profile	-			η_{wh}	-	%	
Daily electricity consumption	Q _{elec}	-	kWh				
Annual electricity consumption	AEC	-	kWh				

Contact details
 MITSUBISHI ELECTRIC AIR CONDITIONING SYSTEMS MANUFACTURING TURKEY JOINT STOCK COMPANY
 Manisa OSB 4.Kisim Kecilikoyosb Mah. Ahmet Nazif Zorlu Bulvarı No:19 Yunusemre - Manisa, Turkey

The identification and signature of the person empowered to bind the supplier;
 Kenichi SAITO
 Manager, Quality Assurance Department
 TURKEY

The signature is signed in the average climate / medium-temperature section.

· Details and precautions on installation, maintenance and assembly can be found in the installation and or operation manuals.
 · Details and precautions on recycling and/or disposal at end-of-life can be found in the installation and or operation manuals.
 (*) For heat pump space heaters and heat pump combination heaters, the rated heat output Prated is equal to the design load for heating Pdesignh, and the rated heat output of a supplementary heater Psup is equal to the supplementary capacity for heating sup(Tj).
 (**) If Cdh is not determined by measurement then the default degradation coefficient is Cdh = 0.9.
 (***) If the declared TOL is lower than the T designh of the considered climate then the outdoor dry bulb temperature Tj is equal to T designh.