

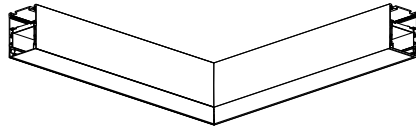


**EQL CL C PM
EQL CL C PM F/FS**

EQL CL B HF/HFIX

(VCT = Variable Colour Temperature)

(HO = High output)



EN Mounting instructions

Important notices. Please, read first! Keep the instructions safe! Specifications are subject to change without notice! If you have questions, please contact the manufacturer.

DE Montageanleitung

Wichtige Hinweise. Bitte zuerst lesen! Anleitung aufbewahren! Technische Änderungen vorbehalten! Bei Fragen wenden Sie sich an den Hersteller.

FR Notice de montage

Remarques importantes. À lire en premier lieu! Conservez cette notice! Modifications techniques sans préavis! Si vous avez des questions, veuillez contacter le fabricant.

IT Istruzioni di montaggio

Nota importanti. Si prega di leggere prima! Conservare le istruzioni! Modifiche tecniche senza preavviso! Per chiarimenti rivolgersi al produttore.

ES Instrucciones de montaje

Notas importantes. Por favor, lea primero! ¡Guarde las instrucciones! ¡Reservado el derecho de realizar modificaciones técnicas sin preaviso! Si tiene alguna pregunta, póngase en contacto con el fabricante.

NL Montagehandleiding

Belangrijke informatie. Gelieve eerst te lezen! Houd deze gebruiksaanwijzingen zorgvuldig bij! Technische wijzigingen blijven voorbehouden! Als u vragen hebt, kan u contact opnemen met de fabrikant.

SV Installationsanvisning

Viktigt information. Läs först! Spara anvisningen! Med reservation för tekniska ändringar! Om du har frågor ber vi dig ta kontakt med tillverkaren.

FI Asennusohje

Tärkeä huomautus. Lue ensin! Säilytä käyttöopas! Oikeudet teknisiin muutoksiin pidätetään! Lähetä mahdolliset kysymykset valmistajalle.

RU Инструкция по монтажу

Важная информация. Просьба ознакомиться перед началом работ! Сохраняйте инструкцию! Компания сохраняет за собой право на внесение технических изменений. При возникновении вопросов обращайтесь к производителю.

PL Instrukcja montażu

Ważne wskazówki/ uwagi. Proszę pierwsze przeczytać całość instrukcji. Proszę zachować instrukcję! Zastrzegam się prawo do wprowadzania zmian technicznych. W razie pytań skontaktuj się z producentem.

ZH 安装说明

重要提示。请先阅读！保留本说明！请勿执行技术变动！如有问题，请咨询制造商。

AR

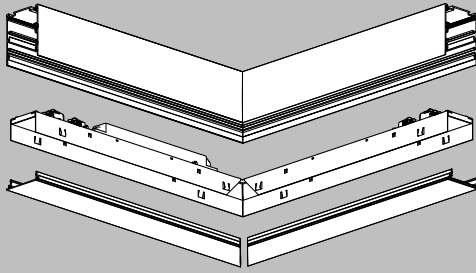
تعليمات التركيب

ملاحظات هامة. يرجى القراءة أولاً!

إبقاء التعليمات!

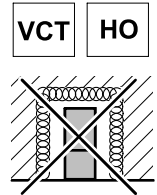
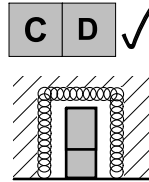
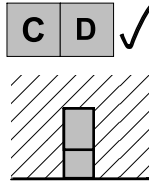
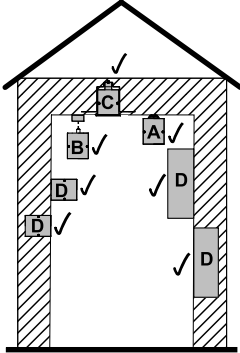
تخضع المواصفات للتغيير دون تقديم إشعار!

إذا كان لديك أسئلة، الرجاء الاتصال بالشركة المصنعة.



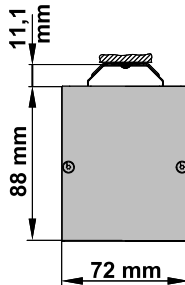
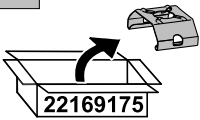
MOUNTING OPTIONS

i



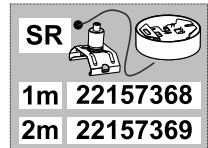
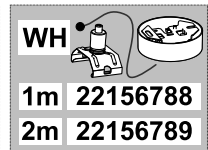
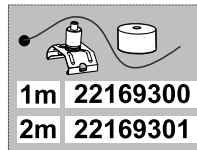
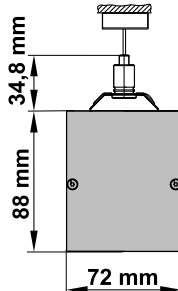
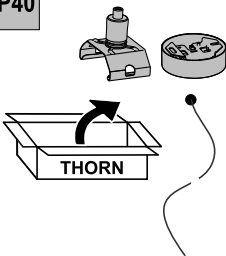
A SURFACE

IP40



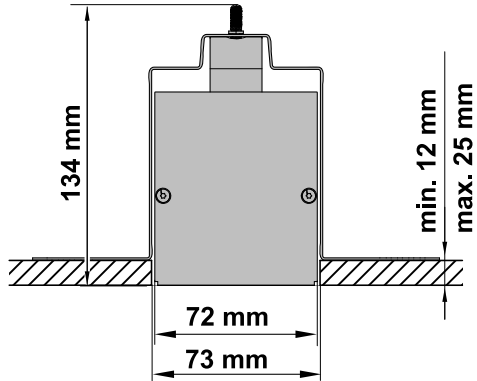
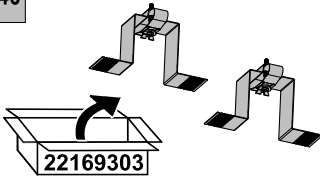
B PENDANT

IP40



C RECESSED

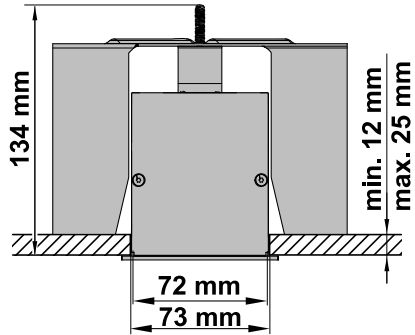
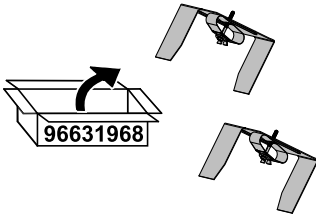
IP40



C RECESSED F/FS

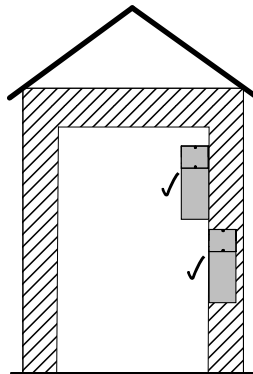
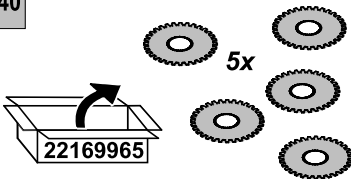
IP40

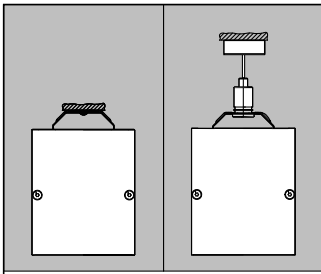
F FS



D WALL

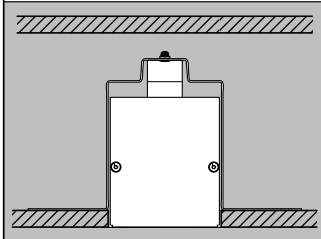
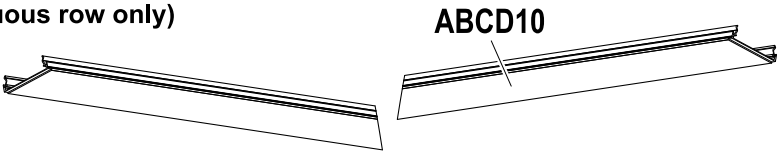
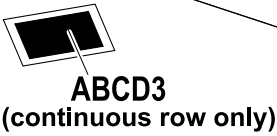
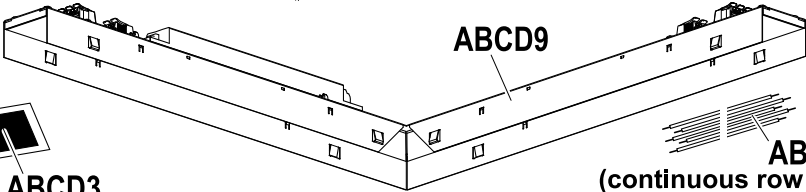
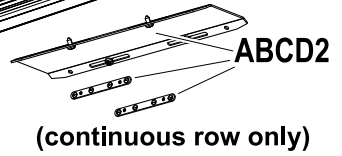
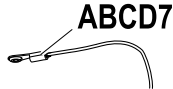
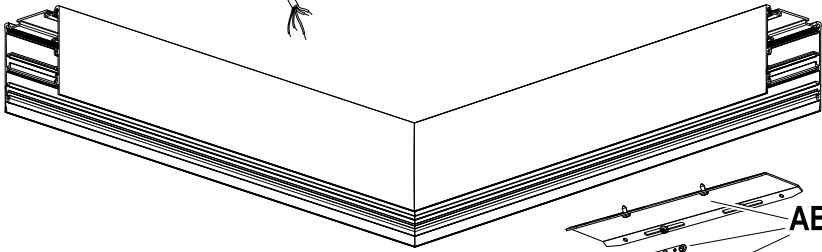
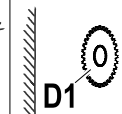
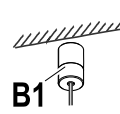
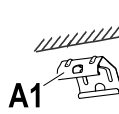
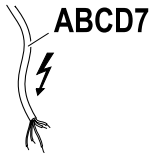
IP40



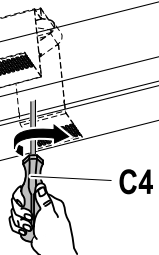
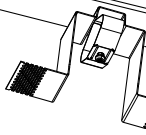
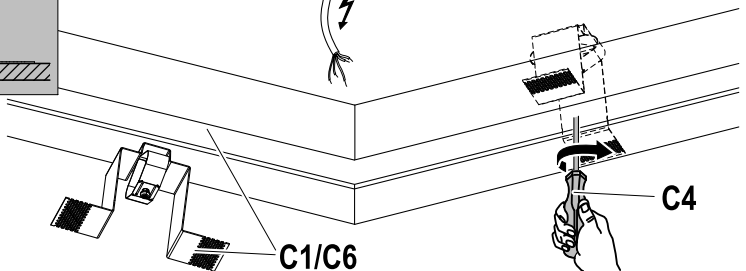
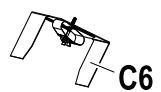
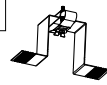


i	A	SURFACE
i	B	PENDANT
i	D	WALL

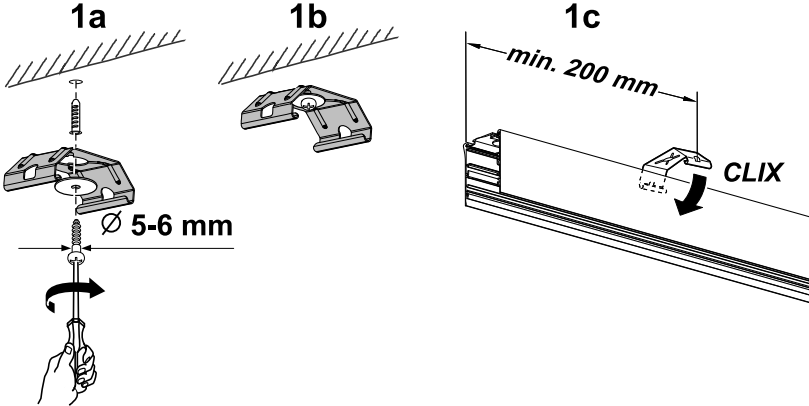
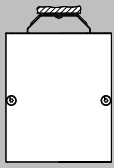
OPTION:
Emergency Lighting
(page 13) centrally supplied



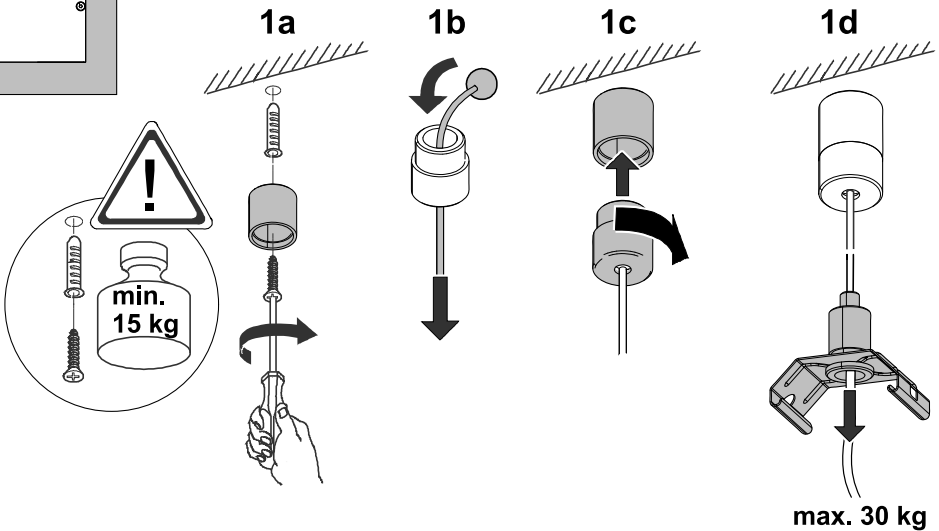

i	C	RECESSED (F/FS)
---	---	-----------------

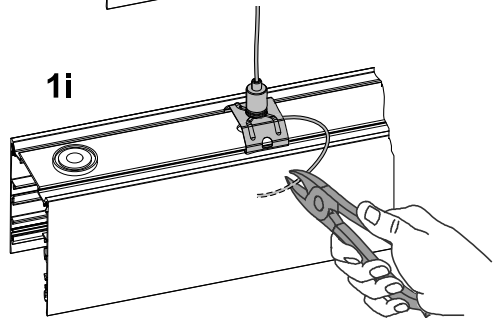
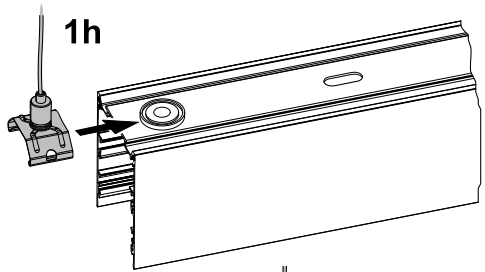
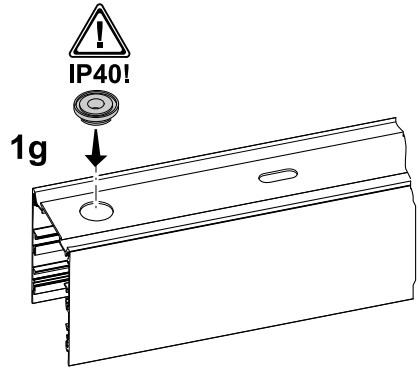
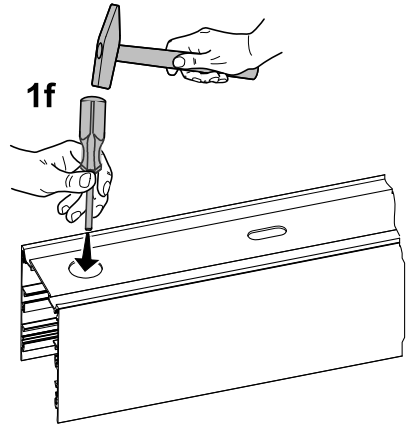
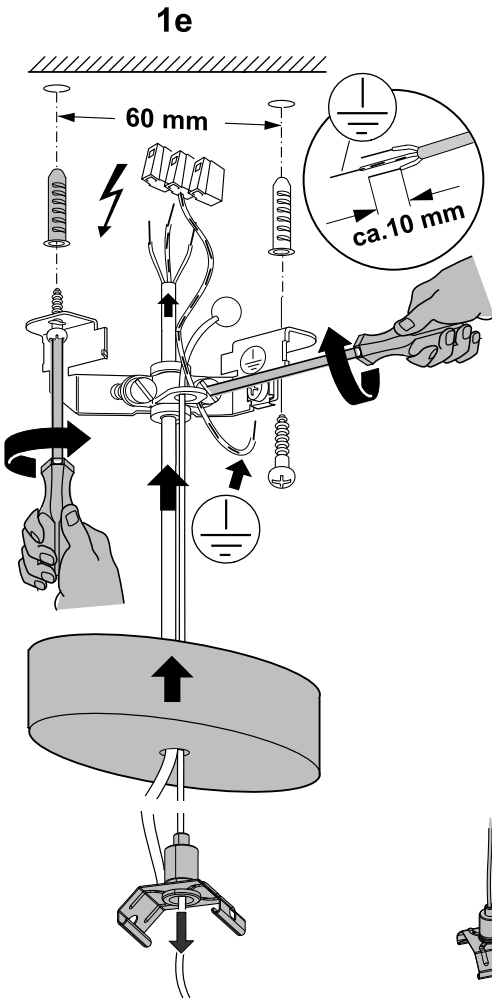


A1 SURFACE

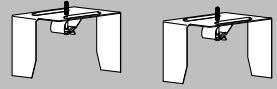
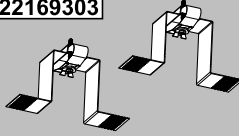
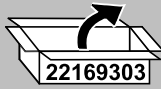
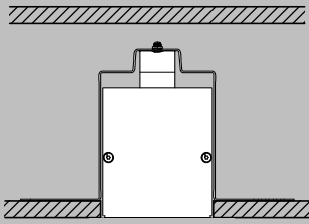


B1 PENDANT





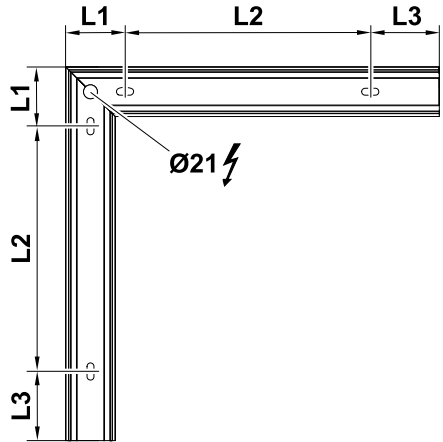
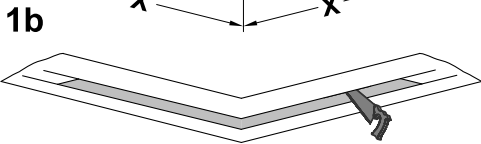
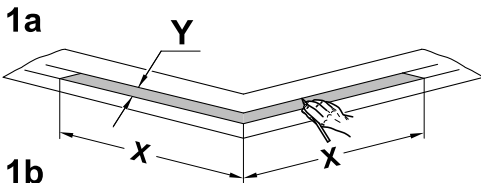
C1 RECESSED (F/FS)



F FS

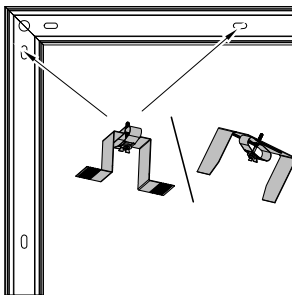


		X	Y	L1	L2	L3
		541 mm	74 mm	86 mm	355 mm	100 mm
	VCT	791 mm	74 mm	86 mm	605 mm	100 mm
		546 mm	77 mm	91 mm	355 mm	100 mm
	VCT	796 mm	77 mm	91 mm	605 mm	100 mm
		553 mm	77 mm	98 mm	355 mm	100 mm
	VCT	803 mm	77 mm	98 mm	605 mm	100 mm

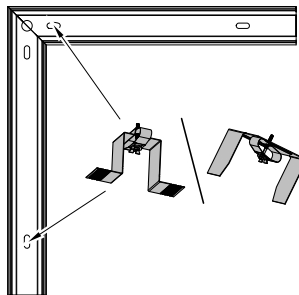


1c

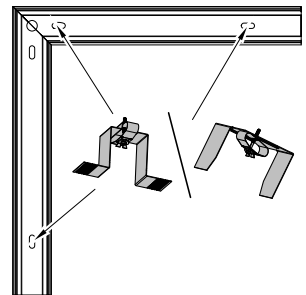
OPTION 1 (LB)



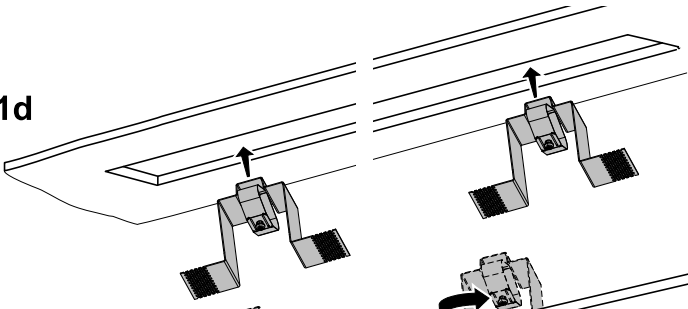
OPTION 2 (LB)



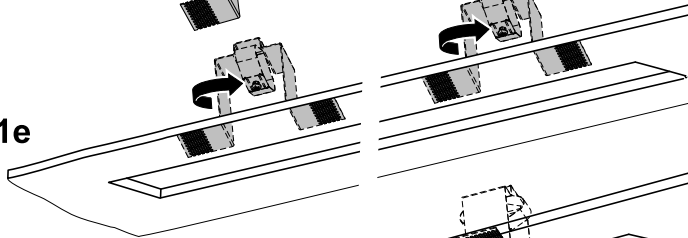
OPTION 3 (SL)



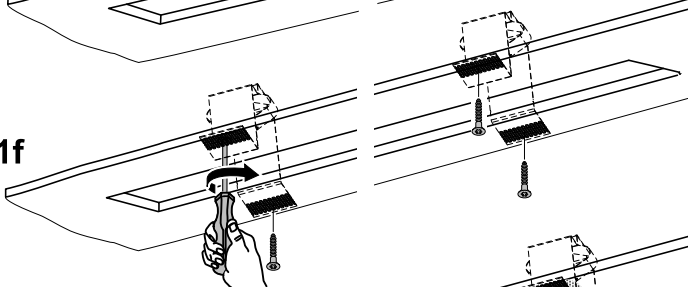
1d




1e



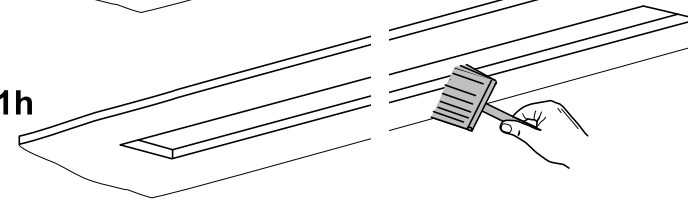
1f



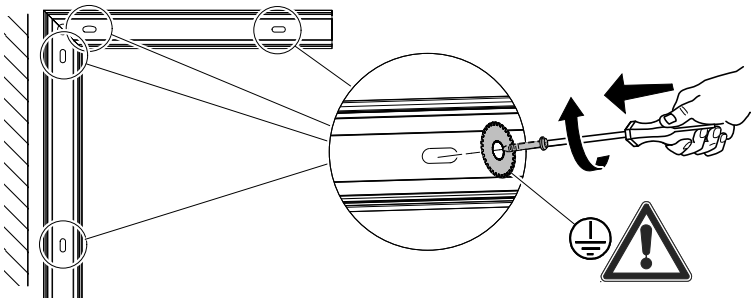
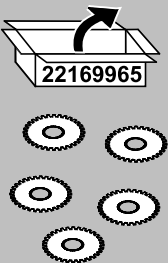
1g



1h



D1 WALL

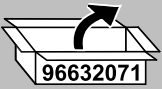


ABCD2

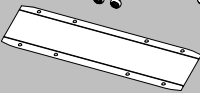
continuous row only

LB

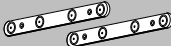
continuous row



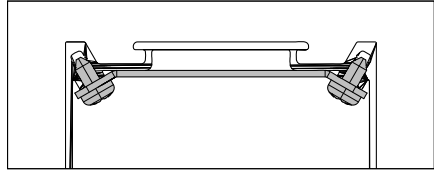
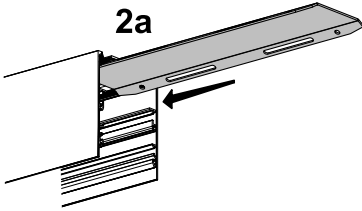
4x



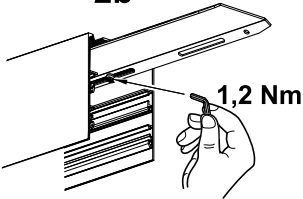
2x



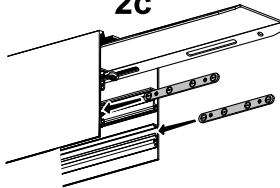
2a



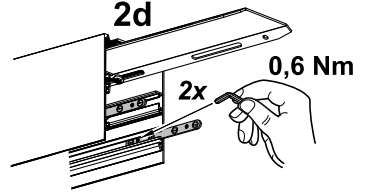
2b



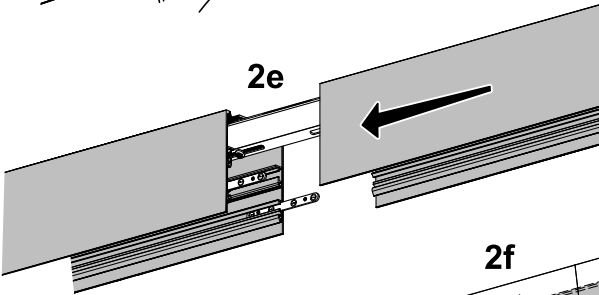
2c



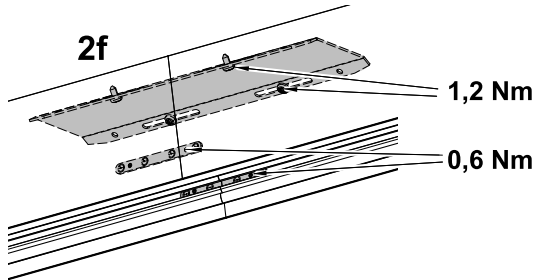
2d



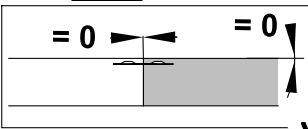
2e



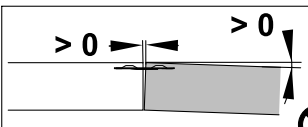
2f



= 0

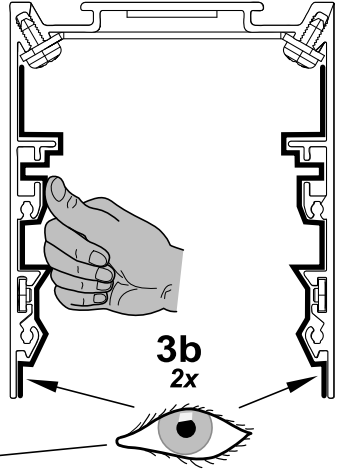
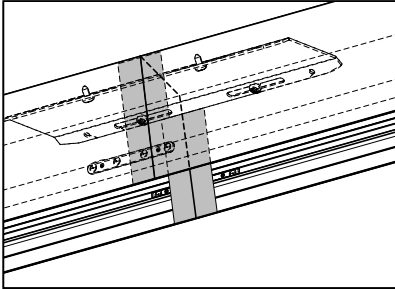
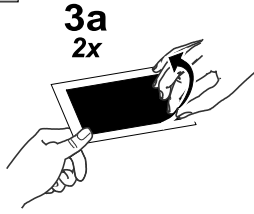



> 0



ABCD3 continuous row only

LB continuous row

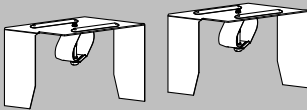
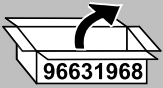


~~**APD4**~~

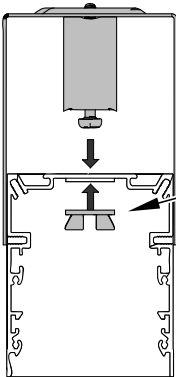
C4

SL single luminaire

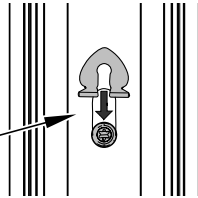
LB continuous row



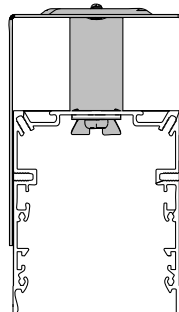
4a



4b



4c



~~AP05~~

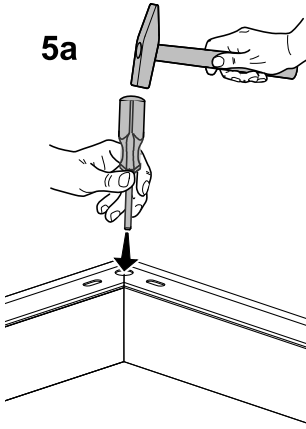
C5

SL single luminaire

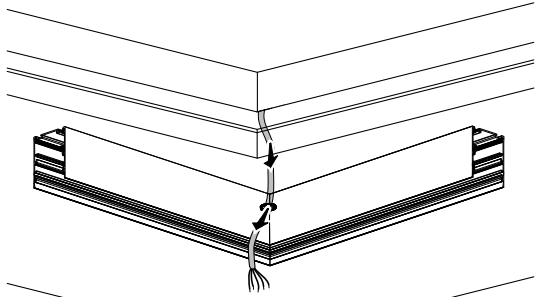
LB continuous row

RECESSED (F/FS) ONLY

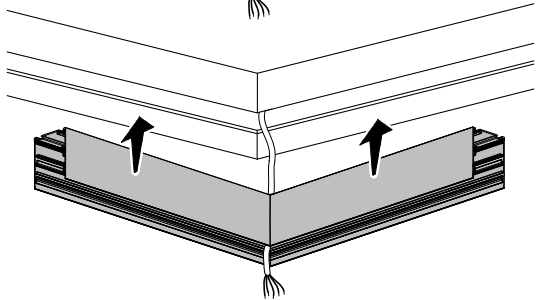
5a



5b



5c



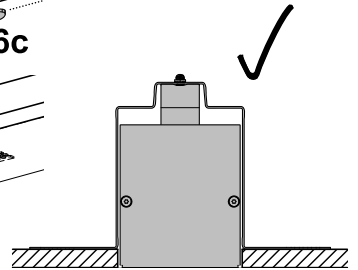
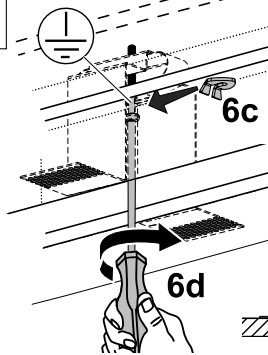
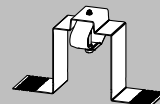
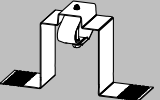
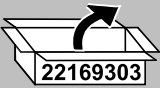
~~AP06~~

C6

SL single luminaire

LB continuous row

RECESSED ONLY



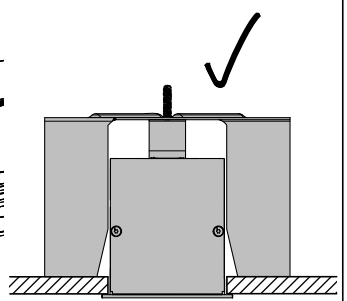
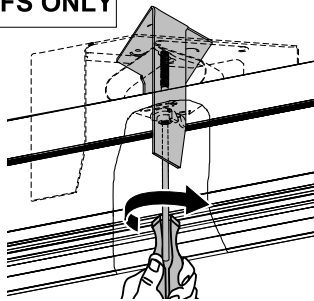
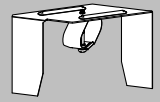
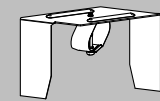
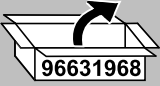
~~AP06~~

C6

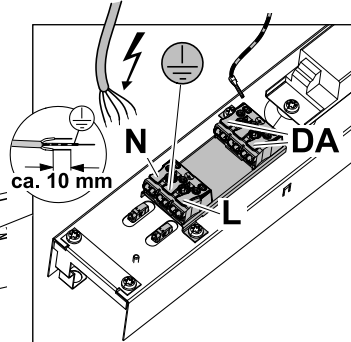
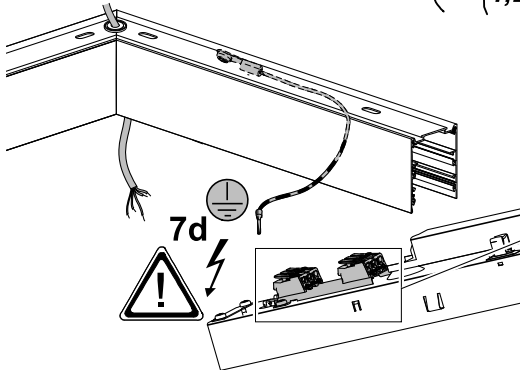

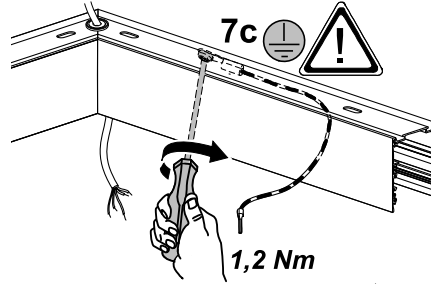
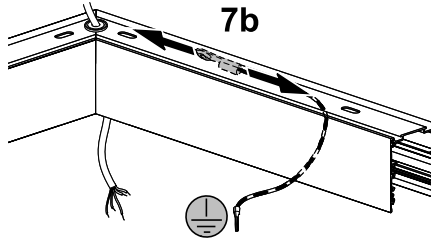
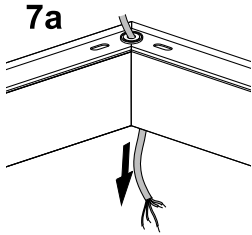
SL single luminaire

LB continuous row

RECESSED F/FS ONLY



ABCD7

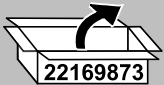


ABCD8

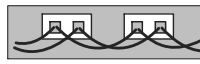
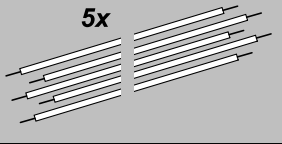
continuous row only

LB

continuous row



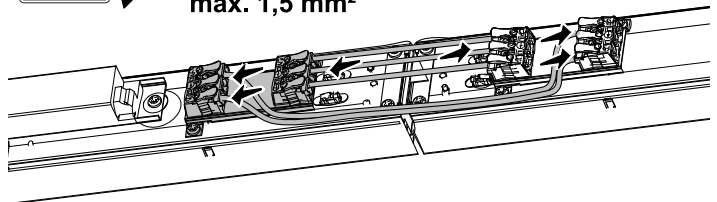
5x



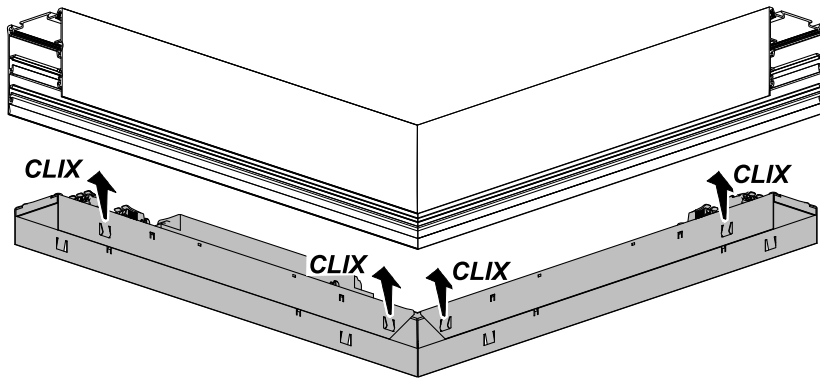
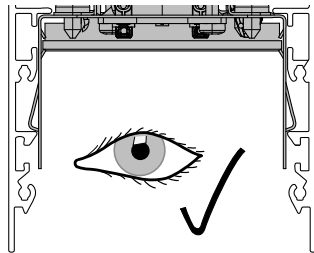
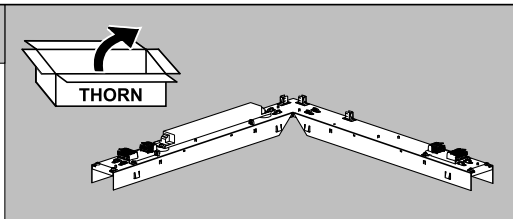
max. 1,5 mm²



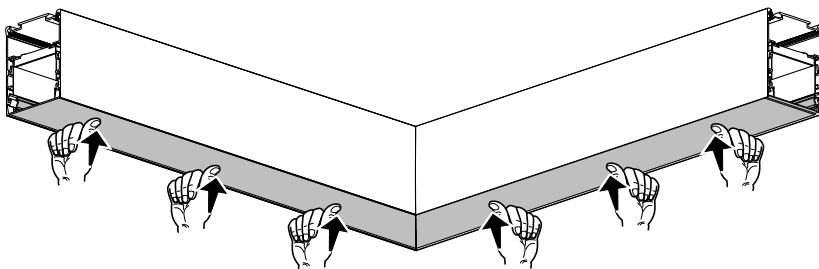
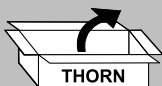
max.
10 A



ABCD9



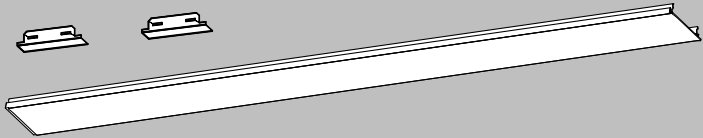
ABCD10



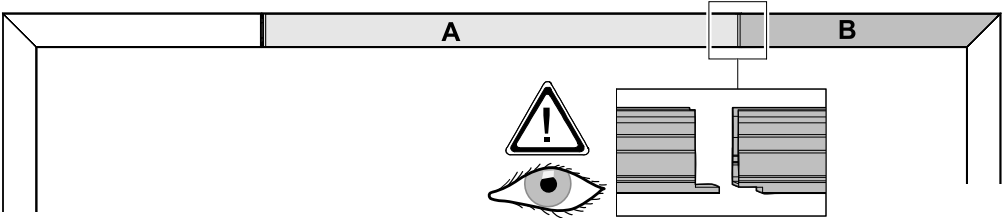
OPTION 1: U - Configurations

OPTION 2: Z - Configurations

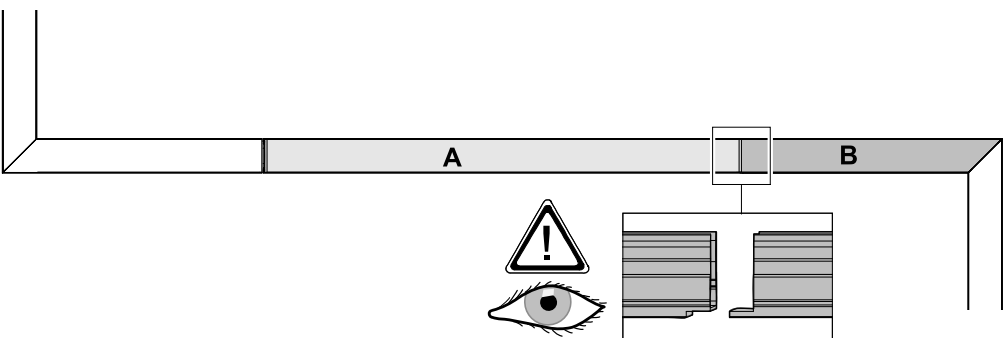
OPTION 3: S - Configurations



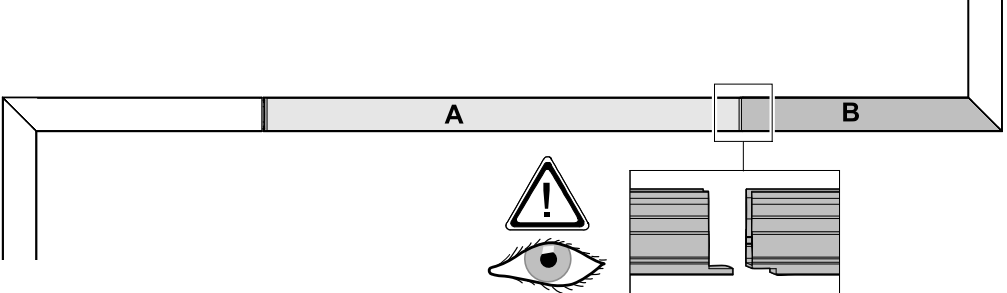
i OPTION 1: U - Configurations



i OPTION 2: Z - Configurations

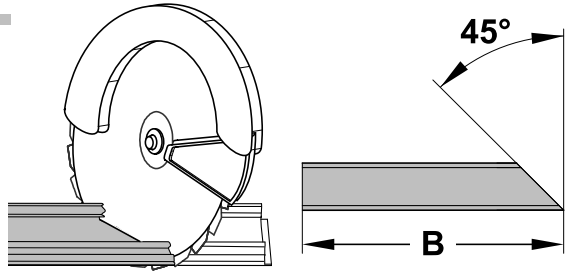
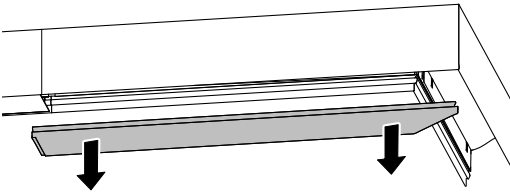
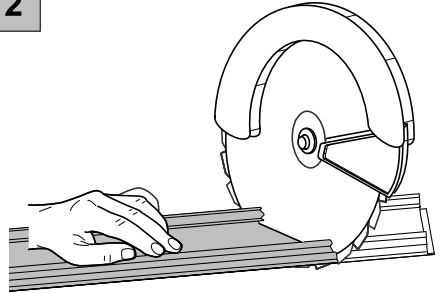
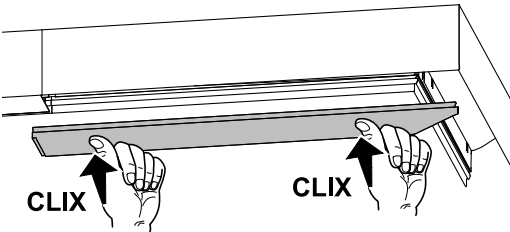
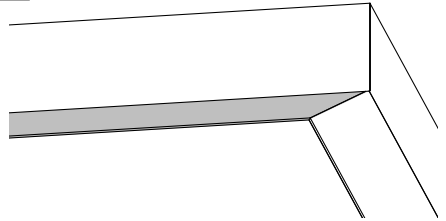


i OPTION 3: S - Configurations



i

A (1= +8mm)	B (dimensions in mm)
0	544
1	552
2	560
3	568
4	576
5	584
...	...



**1****2****3****4****i**

OPTION:
Emergency Lighting

centrally supplied

**1**

OPTION! **2**

**3**

DE Hinweise für die Montage und den Betrieb!

Die Montage und Inbetriebnahme der Leuchte sowie jede Veränderung an der Leuchte darf nur von autorisierten Fachkräften (qualifizierter Elektriker) durchgeführt werden. Die nationalen Errichterbestimmungen sind zu beachten. Vor jeder Arbeit an der Leuchte ist diese vom Netz zu trennen. **Hot Plug-in ist nicht möglich und kann zu Schäden an der Leuchte führen!** Der Hersteller haftet nicht für Schäden, die aus fehlerhafter Montage, aus unsachgemäßem Betrieb oder unautorisierten Veränderungen an der Leuchte resultieren.



Die Lichtquelle dieser Leuchte darf nur vom Hersteller oder einem von ihm beauftragten Servicetechniker oder einer vergleichbar qualifizierten Person ausgetauscht werden. **Vorsicht, Gefahr eines elektrischen Schlags.**

Technische Änderungen vorbehalten! Bei Fragen wenden Sie sich an den Hersteller.

EN Instructions for installation and operation!

The installation and commissioning of the luminaire as well as any modification to the luminaire may only be performed by authorized personnel (qualified electrician). National installation regulations must be observed. Before any work on the appliance is done, it must be disconnected from mains.

Hot plug-in is not an option and may cause damage to the lamp or luminaire!

The manufacturer is not liable for damages resulting from improper or faulty installation or operation or from unauthorized modifications to the luminaire.



The light source contained in this luminaire shall only be replaced by the manufacturer or his service agent or a similarly qualified person.

Caution, risk of electric shock!

Specifications are subject to change without notice! If you have questions, please contact the manufacturer.

FR Instructions pour l'installation et l'utilisation!

L'installation et la mise en service du luminaire ainsi que toute modification au luminaire doivent être effectuées par un personnel autorisé (électricien qualifié). Les règles nationales d'installation doivent être respectées. Avant toute intervention sur l'appareil, il doit être débranché de son alimentation.

Le branchement à chaud est interdit, et peut endommager à la lampe ou le luminaire!

Le fabricant décline toute responsabilité pour les dommages résultant d'une mauvaise installation ou opération, ou d'une modification non autorisée du luminaire.



La source lumineuse présente dans le luminaire ne peut être remplacée que par le fabricant, par son service technique ou une personne qualifiée.

Avertissement, risque de choc électrique.

Sous réserve de modifications des spécifications techniques! Pour toute question, contactez le fabricant.

IT Istruzioni per l'installazione e il funzionamento!

L'installazione e la messa in servizio degli apparecchi, nonché qualsiasi modifica dell'apparecchio può essere eseguita solo da personale autorizzato (elettricista qualificato). Le norme nazionali di installazione devono essere rispettate. Prima di qualsiasi intervento sull'apparecchio, questo deve essere scollegato dalla rete.

Non è possibile un Hot Plug In e può causare danni alla lampada o all'apparecchio!

Il produttore non si assume alcuna responsabilità per i danni derivanti da un'installazione impropria o difettosa, o per modifiche non autorizzate apportate all'apparecchio.



La sorgente luminosa contenuta in questo apparecchio può essere sostituita solo dal produttore o da un centro assistenza autorizzato o da una persona qualificata.

Attenzione, rischio di folgorazione! Modifiche tecniche sono soggette a cambiamenti senza

preavviso! Se avete domande, si prega di contattare il produttore.

NL Aanwijzingen voor installatie en bediening!

De installatie en inbedrijfstelling van het armatuur, alsook elke wijziging in of aan het armatuur mag alleen door bevoegd personeel (elektricien) worden uitgevoerd. De nationale installatie voorschriften moeten worden nageleefd. Voor alle werkzaamheden aan het apparaat, moet deze worden losgekoppeld van het net.

Hot plug-in is niet mogelijk en kan schade aan de lamp veroorzaken!

De fabrikant is niet aansprakelijk voor schade als gevolg van onjuiste foutieve installatie, bediening of schade welke het gevolg is van niet geautoriseerde wijzigingen aan het armatuur.



De lichtbron in dit armatuur mag enkel door de fabrikant, een service agent of een gelijkwaardig gekwalificeerd person vervangen worden.

WAARSCHUWING: Gevaar voor elektrische schokken.

Technische wijzigingen voorbehouden! Als u vragen hebt, kunt u contact opnemen met de fabrikant.



Chemische Beständigkeit beachten. Nur kunststoffverträgliche Reinigungsmittel verwenden.

Note: Due to problems with chemical resistance, choose cleaning materials which are suitable for plastic.

Respectez la résistance chimique du matériel: n'utilisez que des détergents compatibles avec les matières synthétiques.

Rispettare la resistenza chimica del materiale: utilizzare solo detersivi compatibili con materiali plastici.

Rekening houden met chemische weerstand. Gelieve enkel reinigingsmiddelen te gebruiken die Kunststoffriendelijk zijn.