



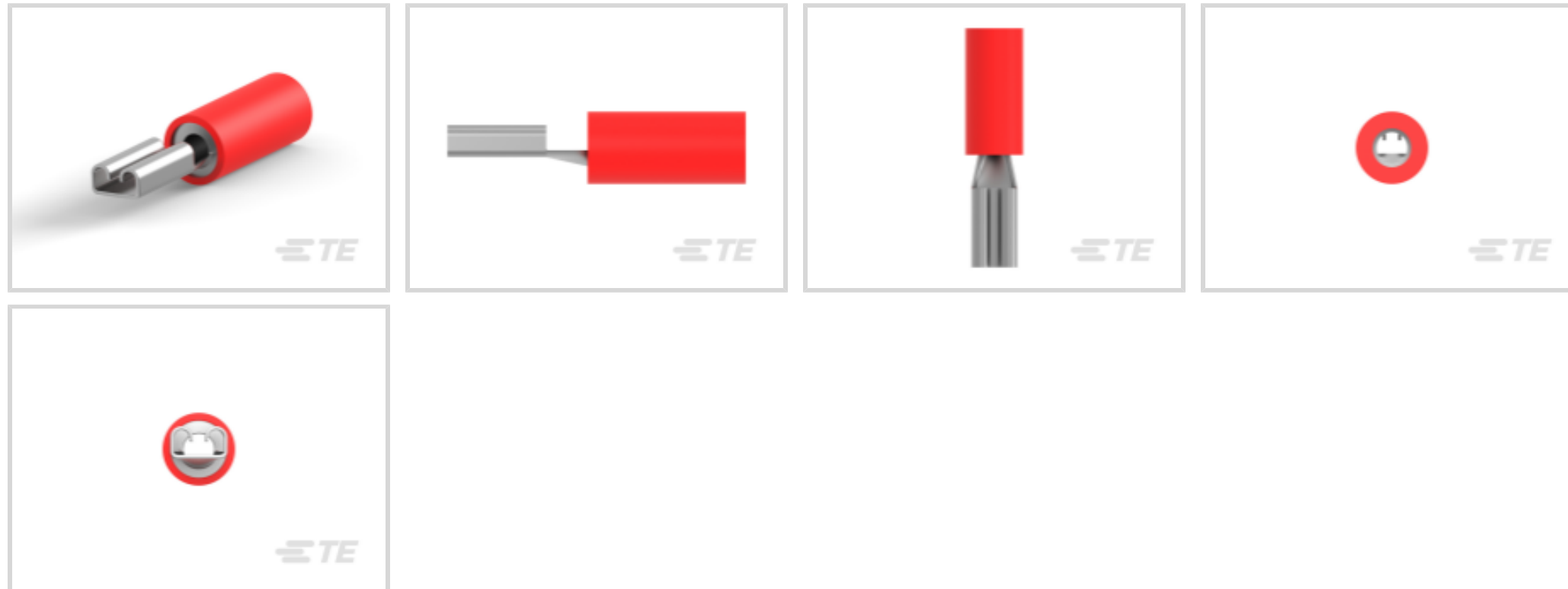
ENTRELEC

TE Internal #: 1SET162022R0000

Quick Disconnects, Receptacle, 22 – 16 AWG Wire Size, .3 – 1.5 mm<sup>2</sup> Wire Size, 592 – 3260 CMA Wire Size, Mating Tab Width .11 in [2.79 mm], Straight

[View on TE.com >](#)

Terminals & Splices > Quick Disconnects



Quick Disconnect Terminal Type: **Receptacle**

Wire Size: **592 – 3260 CMA**

Mating Tab Width: **2.79 mm [ .11 in ]**

**Features**

**Product Type Features**

Terminates To	Wire & Cable
Wire Stop	No
Insertion Force	Normal
Sealable	No

**Configuration Features**

Connection Capacity	Single
---------------------	--------

**Electrical Characteristics**

Voltage (Max)	300 V
---------------	-------

**Body Features**

Insulation Material	Nylon
---------------------	-------

**Contact Features**

Quick Disconnect Terminal Type	Receptacle
Mating Tab Width	2.79 mm[.11 in]
Mating Tab Thickness	.79 mm[.031 in]
Terminal Orientation	Straight



Contact Base Material	Brass
Terminal Plating Material	Tin
Crimp Type	Compression
Barrel Type	Closed

### Mechanical Attachment

Mating Retention Type	Dimple
Wire Insulation Support	With

### Dimensions

Accepts Wire Insulation Diameter Range	3.5 mm[.14 in]
Overall Length	19.8 mm[.779 in]
Wire Size	592 – 3260 CMA

### Usage Conditions

Insulation Option	Partially Insulated
Operating Temperature Range	105 °C[221 °F]

### Packaging Features

Packaging Quantity	1000
Packaging Method	Loose Piece

### Other

Barrel Color	Red
--------------	-----

## Product Compliance

[For compliance documentation, visit the product page on TE.com>](#)

EU RoHS Directive 2011/65/EU	Compliant
EU ELV Directive 2000/53/EC	Compliant
China RoHS 2 Directive MIIT Order No 32, 2016	No Restricted Materials Above Threshold
EU REACH Regulation (EC) No. 1907/2006	Current ECHA Candidate List: JUNE 2022 (224) Candidate List Declared Against: JUNE 2022 (224) Does not contain REACH SVHC
Halogen Content	Low Halogen - Br, Cl, F, I < 900 ppm per homogenous material. Also BFR/CFR/PVC Free
Solder Process Capability	Not applicable for solder process capability

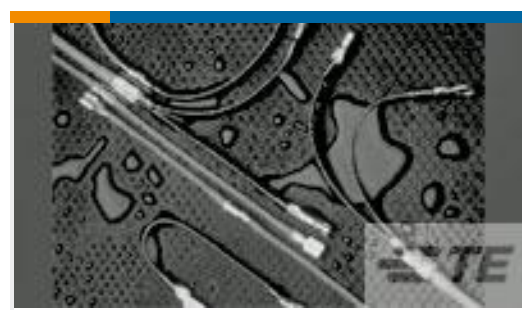
Product Compliance Disclaimer

This information is provided based on reasonable inquiry of our suppliers and represents our current actual knowledge based on the information they provided. This information is subject to change. The part numbers that TE has identified as EU RoHS compliant have a maximum concentration of 0.1% by weight in homogenous materials for lead, hexavalent chromium, mercury, PBB, PBDE, DBP, BBP, DEHP, DIBP, and 0.01% for cadmium, or qualify for an exemption to these limits as defined in the Annexes of Directive 2011/65/EU (RoHS2). Finished electrical and electronic equipment products will be CE marked as required by Directive 2011/65/EU. Components may not be CE marked. Additionally, the part numbers that TE has identified as EU ELV compliant have a maximum concentration of 0.1% by weight in homogenous materials for lead, hexavalent chromium, and mercury, and 0.01% for cadmium, or qualify for an exemption to these limits as defined in the Annexes of Directive 2000/53/EC (ELV). Regarding the REACH Regulation, the information TE provides on SVHC in articles for this part number is based on the latest European Chemicals Agency (ECHA) 'Guidance on requirements for substances in articles' posted at this URL: <https://echa.europa.eu/guidance-documents/guidance-on-reach>

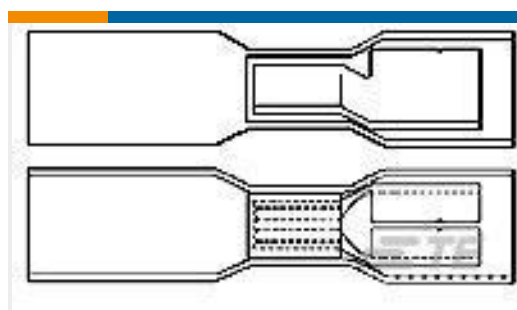
## Compatible Parts



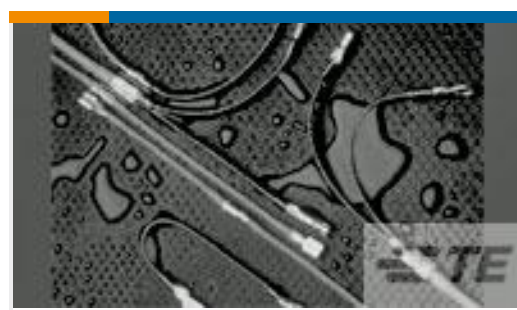
## Customers Also Bought



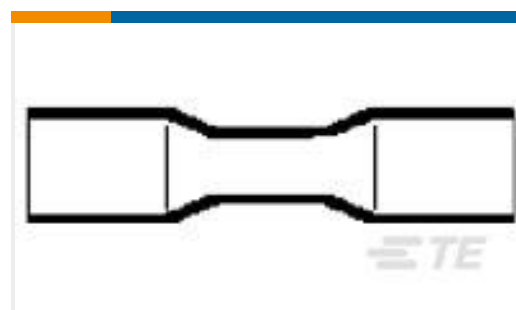
TE Part #CC2649-000  
B-106-1803CS50



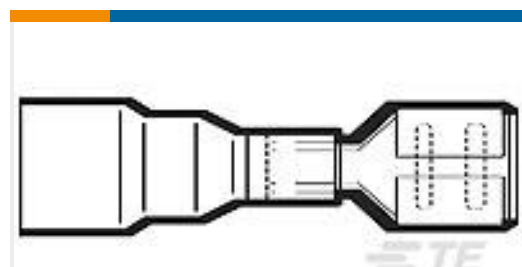
TE Part #CC2644-000  
B-106-8502CS100



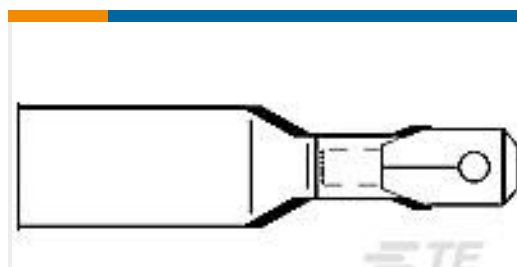
TE Part #CC2621-000  
B-106-1501CS100



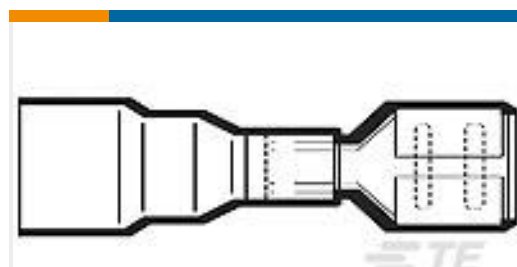
TE Part #CC2645-000  
D-406-0003CS50



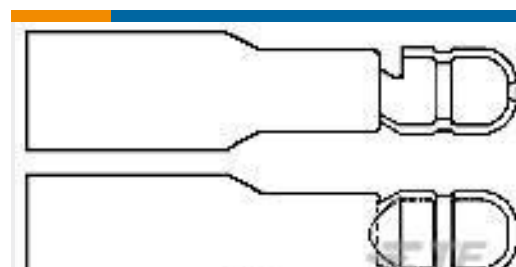
TE Part #CC2641-000  
B-106-3632CS100



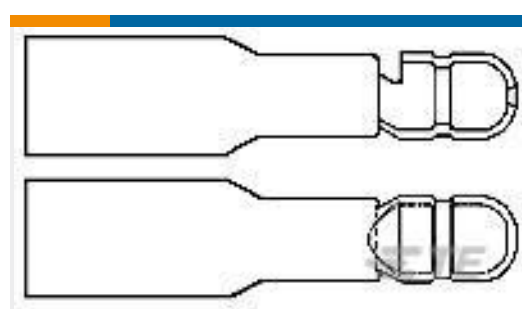
TE Part #CC2630-000  
B-106-4631CS100



TE Part #CC2628-000  
B-106-3631CS100



TE Part #CC2631-000  
B-106-7401CS100



TE Part #CC2643-000  
B-106-7502CS100



TE Part #CC2637-000  
B-106-1802CS100

## Documents

### Product Drawings

[FO015-280-N](#)

English

### CAD Files

[3D PDF](#)

3D

Customer View Model

[ENG\\_CVM\\_CVM\\_1SET162022R0000\\_A.2d\\_dxf.zip](#)

English

Customer View Model

[ENG\\_CVM\\_CVM\\_1SET162022R0000\\_A.3d\\_igs.zip](#)

English

Customer View Model

[ENG\\_CVM\\_CVM\\_1SET162022R0000\\_A.3d\\_stp.zip](#)

English

By downloading the CAD file I accept and agree to the [Terms and Conditions](#) of use.

### Datasheets & Catalog Pages



[Infographic - entrelec ews-linecard](#)

English

[PIDG Terminals and Splices Quick Reference Guide](#)

English

[PIDG TERMINALS & SPLICES Quick Reference Guide](#)

English

[Essential Entrelec Terminal Blocks](#)

French

[Essential Entrelec Terminal Blocks](#)

English